




# North American Irish Dance Championships 2023



## Results for Competition 21A : Girls Under 16 - A

### Adjudicators

#### *Round 1*

**Christine Ayres**

**Liam Ayres**

**Helan Greene**

**Stephen McAteer**

**Sharon O'Brien**

#### *Round 2*

**Denise Elebert**

**Jonathan McMorrow**

**Edward Murphy**

**Patricia Murphy**

**Ailis O'Dowda**

#### *Round 3*

**Conor Ayres**

**Maeve Croke**

**Donna Crouch**

**Megan Hickey**


**Pauline Shaw**



## Final Result for Competition 21A : Girls Under 16 - A

WMH = World Medal Holder : OS = Overseas : WQ = World Qualifier : R = Recaller : Score = Judges marks : IP = Irish Points (Grid Score) : FTC = Failed To Complete

Card	Position @ recall	Final Place	Name/School	Status	ROUND 1 : Score/IP					1st Round Total (IP)	ROUND 2 : Score/IP					2nd Round total (IP)	Total IP for Rounds 1 & 2	ROUND 3 : Score/IP					3rd Round Total (IP) *	TOTAL IP *
					Christine Ayres	Liam Ayres	Helan Greene	Stephen McAteer	Sharon O'Brien		Denise Elebert	Jonathan McMorro	Edward Murphy	Patricia Murphy	Allis O'Dowda			Conor Ayres	Maeve Croke	Donna Crouch	Megan Hickey	Pauline Shaw		
221	(2)	1	Riley Rose McNaboe Doherty Petri : USA and Ireland	WMH	97.7/65	91/100	88.9/65	90/75	94.6/65	205	89.5/56	96.5/75	89.8/27	90/100	95.5/65	196	401	98.3/100	95/100	95.5/75	96/100	94/75	275	676
148	(1)	2	Elyse Watson The Michaela Hinds Academy : Southern Region, USA	WQ	98.1/100	90/75	89/75	93/100	95/75	250	95/100	96/60	98/100	88.2/60	94.25/45	220	470	97.8/60	93.5/65	94.5/60	94.5/65	93/65	190	660
230	(4)	3	Olivia Delaney McGahan Lees : Southern Region, England	OS	98/75	89/65	90/100	87.5/65	94.4/56	205	93/75	95/56	96/54.5	83.9/14	94.75/53	163.5	368.5	98/75	94/75	96/100	94/60	95/100	250	618.5
216	(5)	4	Allyson Bligh Harney Pender Keady Academy : New England Region, USA	WMH	97.5/60	85.6/39	88.1/48.5	84.5/50	93.3/45	143.5	91/65	96.25/65	94/50	89/70	96.5/75	200	343.5	97.9/65	93/60	93.25/50	95/75	88.75/50	175	518.5
200	(3)	5	Brynn Parker The Michaela Hinds Academy : Eastern Region, Canada	WMH	96.5/53	87/56	81/0.97	84.25/47	94/53	153	90/60	96.75/100	92.4/43	89/70	97/100	230	383	97.5/53	88.5/26.5	90.5/38	90.75/45	88.5/47	130	513
136	(7)	6	Leah McKeown Doherty Petri : USA and Ireland	OS	97/56	85.8/43	88.1/48.5	85/53	96/100	157.5	83.75/26	87.9/33	92.1/39	83/2.5	89.25/34	93	250.5	96.8/42	92/56	92/43	89.9/38	76/6.5	123	373.5
132	(8)	7	Erin Stethem McGing : Mid America Region, USA	WQ	90/33.5	87.5/60	88.4/56	80/22.5	88.5/4	112	85.25/32.5	93/53	96.5/65	87.2/37	89.5/35	125	237	96.2/34	90.25/40	93/47	90.25/41	87/41	122	359
271	(12)	8	Anna Reed Celtic Steps : Western Region, USA	WQ	91.4/41	86.7/53	87.4/41	86.5/60	93.7/50	144	83.5/25	92/43	90/29	79.9/0.95	78/0.99	54.99	198.99	96.6/38	89.25/31.5	95/65	93.5/53	92/60	151	349.99
267	(10)	9	Molly Nadlie Triggle Academy : Southern Region, USA	WQ	91.5/43	83.7/25.5	82.75/0.99	79/16.5	91.4/30	72	84/27	91.25/41	97/75	87.8/47	94.5/48.5	136.5	208.5	96.1/33	91/50	87/31	89.8/37	90/56	120	328.5
118	(9)	10	Alexis Rose Baffa Academy : Southern Region, USA	WQ	89/26	83.8/27	84.9/13	86/56	93/43	96	87.5/45	92.25/46	90.3/31	87.5/41	92.5/39	125	221	93.6/1	90.75/47	91/39	90.5/43	83/24.5	106.5	327.5
154	(6)	11	Sloane Tougas Possak Hampshire : Western Region, Canada	WQ	93/47	86.5/50	88.6/60	81.75/34	94.5/60	157	84.25/28	88.25/36	88.6/17	86.9/34	95.25/60	98	255	96.7/39	91.5/53	77.5/11	83.5/19	76.75/10	69	324
135	(14)	12	Emily Laughlin McDade-Cara : Mid Atlantic Region, USA	WQ	93.3/50	85/32	86.7/33	81.5/31	90.5/24	96	86.5/39	87/25	92.7/45	85.1/28	74.75/0.98	92	188	95.6/24	90/37.5	90/37	89.6/36	84.5/31.5	104.5	292.5
261	(15)	13	Keira Martin Dennehy Mayer : Mid America Region, USA	WQ	89.9/31.5	85.3/35	85.8/23	83.5/45	91.8/33	99.5	86/37.5	85.25/12	88.1/13	87.1/36	90/36	85	184.5	95.9/29	89/29.5	88/34	92.5/47	88/44	107.5	292
276	(17)	14	Minnie Yarnold Clann Cara Academy : Midlands Region, England/Wales	OS	90.9/39	85.3/35	86.6/31.5	76/1	91.9/34	100.5	85.75/35.5	92.25/46	91.3/35	82.9/1	72.75/0.97	71.5	172	95.1/18	90/37.5	89/36	90/39	85/34.5	108	280
207	(18)	15	Clara Leddy Scoil Rince Saoirse : Mid Atlantic Region, USA	WQ	90.5/37	82.2/11	87.3/39	81/27.5	89.4/13	77.5	84.5/29	87.8/32	89.9/28	85/27	88.5/32	89	166.5	97.4/50	89.25/31.5	93.5/53	88/31	83.75/27	112.5	279
131	(13)	16(T)	Tessa Jung Penk-O'Donnell : Western Region, Canada	WQ	89.9/31.5	85.5/38	86.9/35	82.5/40	88/1	104.5	86/37.5	89.25/38	87.6/9	87.3/38	80.75/8	84.5	189	95.7/25.5	89.5/33.5	79/14	84.4/26	75.75/4.5	65.5	254.5
178	(24)	16(T)	Ella Ferris Doherty Petri : USA and Ireland	OS	92.9/45	85.4/37	85.1/15	81.5/31	88.3/2	83	71.5/0.91	83.6/1	92/38	83/2.5	94/43	41.5	124.5	96.9/45	90.5/44	91.5/41	93/50	84.75/33	130	254.5
196	(11)	18	Madison Pennington Rince Na Tiarna : Mid Atlantic Region, USA	WQ	83.7/10	83.2/20	87/36	79.5/18.5	89.6/16	54.5	89/53	92.5/50	93/47	80.3/0.96	94.5/48.5	145.5	200	93.4/1	88.25/25	84.5/27	85.2/29	70/0.97	53	253
265	(23)	19	Monica Tokar Doherty Petri : USA and Ireland	WQ	89.7/29	85.3/35	83.3/1	74.5/0.99	92.2/37	65	77.5/0.97	86.5/22	91.7/37	85.6/29	81.5/10	61	126	96.5/37	79.75/6	86/29	89.4/35	86/39	101	227
206	(19)	20	Brianna Woelms Walton : New South Wales, Australia	OS	90.1/35	85.7/41	86.4/29	82.5/40	92.1/36	111	80.75/4.5	88/34	86.7/1	84.5/21.5	85/25	51	162	95.5/22.5	85.5/19	79.75/16	83.75/21	80.75/16	56	218
269	(26)	21	Sara Winters Cross Keys : Mid America Region, USA	WQ	80.1/0.99	81.8/7.5	83.2/1	78/10.5	89.5/14.5	19	86.75/42	84.5/4	96.1/60	84.2/18	92/38	98	117	93/0.99	89.5/33.5	87.5/32	83.6/20	85/34.5	85.5	202.5
162	(22)	22	Sarah Hanson Murray Academy : New England Region, USA	WQ	90.6/38	82.7/16	88.2/53	79.75/20.5	90.8/25	83.5	75/0.94	83/0.99	88/12	86/32	88/31	43.99	127.49	96/31.5	88/24	79.5/15	86/30	75.75/4.5	69	196.49
117	(20)	23	Ellie O'Connell DeNogla Academy : Mid Atlantic Region, USA	WQ	84/13	84.3/30	88/45	83/43	93.5/47	118	80.25/1	87.75/31	86.5/1	79.9/0.95	84.25/21.5	23.5	141.5	90.5/0.98	90.5/44	73.5/1	84.8/28	81.5/19	48	189.5
275	(16)	24	Katherine Crowley Murray Academy : New England Region, USA	WQ	90/33.5	81.1/1	86.3/28	81.25/29	92.4/39	90.5	86.75/42	83.8/1	92.2/41	87.7/45	80.5/7	90	180.5	92.5/0.99	77/0.99	68/0.98	77/0.98	75/1	2.96	183.46
116	(30)	25	Charlotte Daponte Goggin-Carroll : Eastern Region, Canada	WQ	79.8/0.99	80.1/0.98	84/4	81/27.5	87.5/0.99	5.98	80/1	87.25/27	88.9/20	87.6/43	93/41	88	93.98	95.4/21	88.75/28	83/23	83.8/22	84.5/31.5	73	166.98



## Final Result for Competition 21A : Girls Under 16 - A

WMH = World Medal Holder : OS = Overseas : WQ = World Qualifier : R = Recaller : Score = Judges marks : IP = Irish Points (Grid Score) : FTC = Failed To Complete

Card	Position @ recall	Final Place	Name/School	Status	ROUND 1 : Score/IP					1st Round Total (IP)	ROUND 2 : Score/IP					2nd Round total (IP)	Total IP for Rounds 1 & 2	ROUND 3 : Score/IP					3rd Round Total (IP) *	TOTAL IP *
					Christine Ayres	Liam Ayres	Helan Greene	Stephen McAteer	Sharon O'Brien		Denise Elebert	Jonathan McMorro	Edward Murphy	Patricia Murphy	Allis O'Dowda			Conor Ayres	Maeve Croke	Donna Crouch	Megan Hickey	Pauline Shaw		
105	(34)	26	Leah Grossi Celtic Steps : Western Region, USA	WQ	81/1	86/47	85/14	77/4.5	90/20	38.5	79.25/0.99	89/37	88.5/16	83.4/8	82.75/15	39	77.5	92.4/0.99	89.75/35.5	88.5/35	83.2/17	89/53	87.5	165
176	(51)	27	Reilly Savage McGrath Morgan Academy : Southern Region, USA	R	79.7/0.99	82.4/13	82.8/0.99	80.5/25	89.8/18	31.99	69.25/0.89	82.6/0.98	87/4	79.5/0.94	89/33	5.92	37.91	97.6/56	87.75/23	92.5/45	93.75/56	78.5/14	124	161.91
174	(21)	28	Jocelyn Mehle Burke : Mid America Region, USA	R	88/24	84.7/31	87.2/38	81.5/31	91.7/32	94	80/1	86.75/24	88.4/15	82.5/1	87/29	40	134	96.8/42	87.5/22	74.75/3	79.8/0.99	75.25/1	26	160
159	(38)	29	Aoibhinn Reidy Fisher-McLeod : Western Region, USA	R	84.5/16	81.8/7.5	80.2/0.96	78.5/14	92.5/41	37.5	83/21.5	83.3/0.99	90.5/32.5	83.1/4.5	80.25/5.5	31.5	69	95.7/25.5	90.25/40	83.5/24	81.5/6	85.75/38	87.5	156.5
259	(27)	30	Lauren Cullinan Scoil Rince Saoirse : Mid Atlantic Region, USA	R	90.2/36	80/0.97	86.1/26	80/22.5	88.8/7	55.5	81/6.5	85.8/17	89.2/22	87.9/50	81/9	48	103.5	91.5/0.98	80.5/9	82/21	84/23	81/17.5	47.5	151
202	(35)	31	Francesca Santoro Francis Academy : Mid Atlantic Region, USA	R	85.8/19	81.3/1.5	84.8/12	72/0.96	92.3/38	32.5	88/47	87.5/29	86.5/1	83.5/9.5	79.5/1	39.5	72	96.4/36	84.25/17	82.5/22	89.2/34	82/20.5	76.5	148.5
279	(28)	32	Moriah Polak Richens/Timm : Mid America Region, USA	R	84.2/14	84/29	85.65/21	72/0.96	85.9/0.97	35.97	85.25/32.5	86.6/23	89.3/23	81/0.97	83.75/19	65	100.97	94.4/9	77.5/0.99	84/26	82.7/13	82.5/22	44	144.97
189	(46)	33	Anna Jackson Sue Fay Healy : Eastern Region, Canada	R	83.3/8	83.4/22	84.1/5	82/37	88.2/1	35	82/15	85.3/13	85.1/0.98	81.5/0.98	64.5/0.93	14.96	49.96	97/47	87.25/21	86.5/30	84.6/27	85.25/36	93	142.96
264	(47)	34	Eva Heaney Ceim Oir : Southern Region, England	R	82.4/5	83.9/28	79.85/0.96	76.5/1.33	88.9/8	14.33	85.5/34	84.25/2	90.1/30	80.9/0.97	80/3.5	35.5	49.83	94.5/10.5	79.5/5	94/56	88.4/32	88/44	86.5	136.33
280	(31)	35	Sophia Cadavid Aisling Scoil Rince : Southern Region, USA	R	87.6/23	82.8/17	86.6/31.5	80.5/25	90.9/26	74	85/30.5	83.4/0.99	84.6/0.98	83.3/7	81.75/11	18.99	92.99	90.1/0.97	88.5/26.5	80/17	83.4/18	74/0.99	35.99	128.98
209	(29)	36	Madalynn McGregor Miller : Eastern Region, Canada	R	89.8/30	83.5/23	83.9/3	73/0.97	89.1/10	36	83/21.5	85.75/16	88.7/18	84.9/26	84.5/23	62.5	98.5	92.9/0.99	80.75/10	76/7.5	82.6/12	84/28.5	29.5	128
185	(25)	37	Avery Gannon Teelin School : Southern Region, USA	R	80.7/1	83/19	85.7/22	77/4.5	91.1/28	45.5	81/6.5	89.75/39	82.7/0.96	86.5/33	95/56	78.5	124	94.6/12	76/0.99	73/1	78.8/0.98	74.5/0.99	2.98	126.98
201	(33)	38	Alanna Herrera Cass-Barrington : Southern Region, USA	R	78.9/0.98	80.6/0.99	84.4/8	81.75/34	84.4/0.95	9.96	85/30.5	86.3/21	91.6/36	82.4/0.99	87.5/30	81.5	91.46	93.1/1	83.5/15	75.75/6	82.8/14	83.25/26	35	126.46
232	(37)	39	Clare Kelly Inishfree : Mid Atlantic Region, USA	R	88.3/25	83.6/24	79.3/0.95	80.5/25	86.3/0.98	49.98	75/0.94	79.2/0.93	76.6/0.92	84.8/25	83.5/17.5	19.37	69.35	96.3/35	76/0.99	78/12	89/33	77/11.5	56.5	125.85
213	(40)	40	Hannah Koontz McDade-Cara : Southern Region, USA	R	87.3/22	82.6/15	85.3/17	82/37	89.9/19	58	80.5/2.5	80.8/0.95	90.5/32.5	81.8/0.98	74/0.98	4.46	62.46	92.8/0.99	81.5/12	83.75/25	84.3/25	84/28.5	62	124.46
233	(36)	41	Cora Reynolds Schade Academy : Mid Atlantic Region, USA	R	81.7/2	85.2/33	79.35/0.95	78.5/14	88.6/5	21	82.25/17.5	86.25/20	89.5/24	83.6/11	68.5/0.95	48.5	69.5	95.8/27	80/7	65/0.97	83/16	80/15	38	107.5
125	(32)	42	Brigid Coyne Brady Campbell : Mid America Region, USA	R	78.4/0.97	79.9/0.97	83.6/1	69.75/0.94	87.8/1	2.94	85.75/35.5	87.1/26	89.6/25.5	87.4/39	86.5/28	89.5	92.44	93.9/4	75.75/0.99	72.5/0.99	80.9/1	76.5/8.5	5.99	98.43
167	(69)	43	Emma Brown Royal Academy : Southern Region, USA	R	86.5/20	80.5/0.99	81.2/0.97	73.5/0.98	88.7/6	7.96	80/1	82.25/0.97	84.5/0.98	82.1/0.99	84/20	2.96	10.92	95.9/29	89.75/35.5	81/19	80.8/1	84.25/30	78	88.92
235	(39)	44	Lillian Cimbora Teelin School : Southern Region, USA	R	80.4/1	81/0.99	76.9/0.92	79.75/20.5	86.8/0.99	2.98	88.5/50	88.1/35	88.2/14	82.3/0.99	82.5/14	63	65.98	96/31.5	74.5/0.98	74/1	76/0.98	82/20.5	22.48	88.45
242	(41)	45	Abigail Ward Murray Academy : New England Region, USA	R	85.6/18	82.3/12	78.7/0.94	78/10.5	90.3/23	40.5	82.5/19.5	87.6/30	81.8/0.96	81.9/0.99	78.5/1	21.48	61.98	95.5/22.5	78.5/1	69/0.98	77.7/0.98	83/24.5	24.48	86.46
250	(42)	46	Julia Smith The Michaela Hinds Academy : Eastern Region, Canada	R	89.2/27	83.7/25.5	81.2/0.97	81.75/34	87/0.99	53.49	73.25/0.93	83.5/0.99	77.4/0.93	82/0.99	70.25/0.96	2.88	56.36	95/17	85/18	66/0.98	80.5/1	76.5/8.5	26.5	82.86
126	(44)	47	Aoife Ann Stover Lavin-Cassidy : Mid America Region, USA	R	89.5/28	82.1/10	82.2/0.98	77.5/7.5	91.5/31	45.5	78.25/0.98	84.6/5.5	88.8/19	81/0.97	79.25/1	7.48	52.98	94.1/6	81/11	69.5/0.99	81.2/3	77/11.5	20	72.98
130	(53)	48(T)	Colleen Kustermans Wilson-Bryson-Dennis School : Eastern Region, Canada	R	83.5/9	80.9/0.99	87.1/37	74.5/0.99	86.3/0.98	10.98	77.75/0.97	86.1/19	87.3/6	80.4/0.96	84.75/24	25.97	36.95	94.7/13	89/29.5	75.5/5	82.4/10	73.75/0.99	28	64.95
181	(45)	48(T)	Kailli Ricci Corda Mor : Mid America Region, USA	R	80.3/0.99	81.1/1	82.9/0.99	78.5/14	91.3/29	15.99	75.5/0.95	84.75/7	83/0.96	87/35	86/27	34.96	50.95	94.3/8	77/0.99	78.5/13	81.4/5	72.25/0.98	13.99	64.95
268	(58)	50	Paige McManus Clann Lir Academy : New England Region, USA	R	75.3/0.95	79.8/0.97	76.15/0.91	77/4.5	87/0.99	2.91	75.75/0.95	80.6/0.95	96/54.5	84.3/19	75.25/0.98	20.93	23.84	94.5/10.5	87/20	70/0.99	84.2/24	76/6.5	37	60.84



## Final Result for Competition 21A : Girls Under 16 - A

WMH = World Medal Holder : OS = Overseas : WQ = World Qualifier : R = Recaller : Score = Judges marks : IP = Irish Points (Grid Score) : FTC = Failed To Complete

Card	Position @ recall	Final Place	Name/School	Status	ROUND 1 : Score/IP					1st Round Total (IP)	ROUND 2 : Score/IP					2nd Round total (IP)	Total IP for Rounds 1 & 2	ROUND 3 : Score/IP					3rd Round Total (IP) *	TOTAL IP *
					Christine Ayres	Liam Ayres	Helan Greene	Stephen McAteer	Sharon O'Brien		Denise Elebert	Jonathan McMorro	Edward Murphy	Patricia Murphy	Allis O'Dowda			Conor Ayres	Maeve Croke	Donna Crouch	Megan Hickey	Pauline Shaw		
191	(49)	51	Jenna Kate Ling McGing : Mid America Region, USA	R	72.1/0.94	79.9/0.97	81.8/0.98	67.5/0.92	83.4/0.93	2.84	80.25/1	83.25/0.99	91/34	82.6/1	91/37	36	38.84	95.9/29	74/0.98	80.5/18	80.1/0.99	74.75/1	19.99	58.82
149	(43)	52	Maeve Crossan Kavanagh Porter Academy: USA and Ireland	R	78.5/0.97	81/0.99	83.5/1	71/0.94	85.3/0.96	2.93	83.25/23.5	85.1/10.5	83.9/0.97	85.7/30	83.5/17.5	51.5	54.43	95.2/19	74.25/0.98	74.5/2	80.4/0.99	72.75/0.99	3.98	58.41
146	(67)	53	Bridget Foti Kotelnicki : Mid Atlantic Region, USA	R	83.9/12	78.1/0.92	84.3/7	72.5/0.96	86.1/0.98	8.94	82/15	83.4/0.99	79.1/0.94	79.8/0.94	73.75/0.98	2.91	11.85	95.3/20	84/16	76.5/9	82.9/15	71.5/0.98	40	51.85
114	(56)	54	Emily Hill Southern Irish Dance : Southern Region, USA	R	78/0.97	76.9/0.91	84.7/11	77.5/7.5	92/35	19.47	81.75/12.5	84.3/3	81/0.95	82.5/1	77.25/0.99	4.99	24.46	93.5/1	83/14	85/28	81.6/7	75.5/2.5	23.5	47.96
217	(71)	55	Maddison Budd Melbourne Academy : Victoria, Australia	R	80.4/1	81.6/5	86.5/30	72/0.96	86.9/0.99	6.98	81.25/9	83.5/0.99	84.1/0.97	78.3/0.92	75/0.98	2.95	9.93	92.6/0.99	77.75/1	87.75/33	82.1/9	82.75/23	33	42.93
128	(48)	56	Lucy Filip Harney Pender Keady Academy : New England Region, USA	R	79.9/0.99	83.3/21	85.9/24	76.25/1	89.5/14.5	36.5	82.5/19.5	82.1/0.97	76.8/0.92	75.5/0.89	70.5/0.96	2.86	39.35	93.1/1	75.25/0.98	77/10	79.5/0.99	71/0.98	2.97	42.32
134	(50)	57	Paige Hinkle Hooley School : Mid Atlantic Region, USA	R	80/0.99	85.9/45	86.8/34	73/0.97	87.2/0.99	35.98	79.75/0.99	78.2/0.92	77.7/0.93	75.7/0.89	75.75/0.99	2.83	38.81	94.9/15.5	78.25/1	70.5/0.99	80.7/1	73.75/0.99	2.99	41.8
161	(52)	58	Maeve Gross Dennhy Mayer : Mid America Region, USA	R	71.4/0.93	82/9	87.6/43	73.5/0.98	89.7/17	26.98	81.25/9	84.9/8.5	83.4/0.97	78.3/0.92	61.25/0.92	10.39	37.36	94.8/14	73.75/0.98	74/1	80.6/1	70.75/0.98	2.97	40.34
123	(54)	59	Bronagh May Thompson McConomy-Bradley-Doherty : Cuige Uladh, Eire	R	81.1/1	80.1/0.98	80.9/0.97	79/16.5	86.6/0.98	2.96	79/0.99	87.3/28	87.8/10	83.8/13	80.25/5.5	28.5	31.46	90.3/0.98	78.75/1	71.5/0.99	73/0.97	85.5/37	2.97	34.42
155	(55)	60	Sara Dittorio Walsh Kelley : Southern Region, USA	R	87/21	80.4/0.98	80.1/0.96	71.5/0.95	90.2/22	22.94	81.5/11	81/0.95	75.1/0.91	81.6/0.98	70.25/0.96	2.9	25.84	94.2/7	73.5/0.97	72/0.99	81.3/4	74.5/0.99	5.99	31.83
156	(57)	61	Jacqueline Esswein Schade Academy : Mid Atlantic Region, USA	R	78.3/0.97	76.1/0.9	84.6/10	74.5/0.99	82.8/0.92	2.88	82/15	83.4/0.99	87.1/5	85.8/31	73.25/0.98	20.99	23.87	89.6/0.97	72/0.97	66.5/0.98	74/0.97	73.25/0.99	2.92	26.79
139	(59)	62	Corinne Verde Irwin Academy : Mid America Region, USA	R	69.8/0.92	74.5/0.9	85.5/19	67/0.92	85.6/0.97	2.8	82.25/17.5	83.3/0.99	77.3/0.93	79/0.93	84.25/21.5	19.42	22.23	87/0.97	70.5/0.97	62.5/0.97	69.5/0.97	65/0.97	2.9	25.13
219	(60)	63	Hannah Power Mulcahy Academy : New England Region, USA	R	81.9/3	81.2/1	82.1/0.98	79.5/18.5	87.9/1	5	78.25/0.98	85.5/14	80.6/0.95	88.1/56	78/0.99	15.97	20.97	91.3/0.98	80.25/8	70.75/0.99	81.1/2	70/0.97	3.97	24.94
110	(79)	64	Gracie Dimartino Kelly Academy : Southern Region, USA	R	69.7/0.92	82.9/18	80.6/0.97	76.5/1.33	83.7/0.94	3.24	79/0.99	83.1/0.99	85.9/0.99	76/0.9	64.75/0.94	2.91	6.14	90.2/0.98	82/13	76/7.5	81.9/8	73.5/0.99	16.49	22.63
193	(62)	65	Abby Keener Heritage Irish Dance Company : Mid Atlantic Region, USA	R	83.8/11	80.5/0.99	85.6/20	72.25/0.96	87.7/1	12.98	75.5/0.95	80.3/0.94	84.8/0.98	84.1/16.5	79/1	2.93	15.91	93.7/2	75/0.98	81.5/20	80.3/0.99	75.25/1	3.99	19.9
188	(61)	66	Nina Pierre Harney Pender Keady Academy : New England Region, USA	R	79.6/0.98	81.2/1	79.6/0.96	76/1	89.3/12	2.98	77.5/0.97	78.3/0.92	89.6/25.5	79.7/0.94	82/12	13.91	16.89	92.3/0.99	79/2.5	73.5/1	79.3/0.99	74/0.99	2.98	19.86
228	(63)	67	Margaret Schwab Scoil Rinca Luimni : New England Region, USA	R	83.2/7	82.5/14	78.5/0.94	77/4.5	87.1/0.99	12.49	72.75/0.92	84.9/8.5	84.7/0.98	82.4/0.99	73.5/0.98	2.95	15.44	91/0.98	75/0.98	71/0.99	80/0.99	78/13	2.96	18.4
165	(64)	68	Anastasia Malikov Slattery : Mid Atlantic Region, USA	R	77.2/0.96	77.7/0.92	75.6/0.9	78/10.5	89.2/11	12.38	74.5/0.94	81.1/0.96	84/0.97	79.1/0.93	68/0.95	2.85	15.23	90.4/0.98	77.25/0.99	64.5/0.97	79.2/0.99	72.75/0.99	2.95	18.17
103	(70)	69	Laurny Campbell Watt : Western Region, Canada	R	70/0.92	80/0.97	77/0.93	74/0.98	91/27	2.88	80.25/1	84.6/5.5	82.9/0.96	84.4/20	71.75/0.97	7.47	10.35	94/5	76.5/0.99	75/4	81/1	70/0.97	5.99	16.34
252	(68)	70	Cahaya Kathleen Cramer O'Connor-Barton Irish Dance : United Arab Emirates	R	82.6/6	80.7/0.99	82.6/0.99	71/0.94	90.1/21	7.98	74.25/0.94	82.8/0.99	86.1/0.99	84.7/24	77.5/0.99	2.97	10.95	92/0.98	79/2.5	67/0.98	79/0.99	75.5/2.5	4.47	15.42
177	(65)	71	Lydia Vasconcelos Inishfree : Southern Region, USA	R	80.9/1	80.3/0.98	81.9/0.98	74.5/0.99	83.2/0.93	2.95	70.5/0.9	82.75/0.98	87.5/7.5	84/15	67/0.95	9.43	12.38	94.9/15.5	73.25/0.97	68.75/0.98	75.7/0.98	72.5/0.98	2.94	15.32
224	(66)	72	Makenna Murer Rankin Holland : Mid America Region, USA	R	67.4/0.9	79.6/0.96	76.3/0.91	62.5/0.89	81.4/0.9	2.71	74.25/0.94	78.5/0.92	87.5/7.5	84.6/23	72.5/0.97	9.41	12.12	89.5/0.97	74/0.98	61/0.97	78.5/0.98	75/1	2.93	15.05
198	(72)	73	Gracie Wozniak Trinity Academy : Mid America Region, USA	R	74.7/0.95	79.5/0.96	77.6/0.93	66.5/0.91	85.9/0.97	2.84	68.75/0.89	76.25/0.89	76/0.92	83.1/4.5	83/16	6.31	9.15	91.2/0.98	70.25/0.97	61.5/0.97	74.2/0.97	69/0.97	2.91	12.05
278	(81)	74	Layla Giles Clan Rinca : Western Region, USA	R	77.6/0.96	80.2/0.98	82.6/0.99	72.5/0.96	87.6/0.99	2.93	77.75/0.97	82.2/0.97	79.9/0.94	82/0.99	85.5/26	2.93	5.86	92.1/0.99	79.25/4	72/0.99	76.5/0.98	81/17.5	5.98	11.84
157	(73)	75	Stephanie Conneely Harney Pender Keady Academy : New England Region, USA	R	82/4	79.1/0.95	85.4/18	73/0.97	83.8/0.94	5.92	80/1	82.45/0.98	83.7/0.97	84.1/16.5	71.25/0.97	2.94	8.86	89.1/0.97	74.75/0.98	65.5/0.98	75.5/0.98	72.5/0.98	2.93	11.79



## Final Result for Competition 21A : Girls Under 16 - A

WMH = World Medal Holder : OS = Overseas : WQ = World Qualifier : R = Recaller : Score = Judges marks : IP = Irish Points (Grid Score) : FTC = Failed To Complete

Card	Position @ recall	Final Place	Name/School	Status	ROUND 1 : Score/IP					1st Round Total (IP)	ROUND 2 : Score/IP					2nd Round total (IP)	Total IP for Rounds 1 & 2	ROUND 3 : Score/IP					3rd Round Total (IP)*	TOTAL IP*
					Christine Ayres	Liam Ayres	Helan Greene	Stephen McAteer	Sharon O'Brien		Denise Elebert	Jonathan McMorow	Edward Murphy	Patricia Murphy	Allis O'Dowda			Conor Ayres	Maeve Croke	Donna Crouch	Megan Hickey	Pauline Shaw		
121	(74)	76	Colleen Rose Mahoney Kanaley : New England Region, USA	R	75.5/0.95	81.4/3	80.8/0.97	78/10.5	87/0.99	4.96	78.75/0.98	79/0.93	85.2/0.99	80/0.95	76.75/0.99	2.92	7.87	89.9/0.97	75.5/0.98	62/0.97	70/0.97	68/0.97	2.91	10.78
127	(75)	77	Addison Lutz Burke Connolly Academy : Southern Region, USA	R	79.5/0.98	74.1/0.89	82/0.98	69.5/0.94	84.7/0.96	2.87	77.25/0.97	82.5/0.98	86.9/3	84.5/21.5	76.25/0.99	4.97	7.84	90.4/0.98	70/0.97	63.5/0.97	70.5/0.97	72/0.98	2.92	10.75
142	(76)	78	Alaina Mooney Trinity Academy : Mid America Region, USA	R	66.5/0.9	77.5/0.92	86.2/27	68.5/0.93	88.4/3	4.85	77.5/0.97	82.7/0.98	80.7/0.95	80.2/0.96	78.5/1	2.91	7.75	92.2/0.99	76.75/0.99	64/0.97	72.5/0.97	69/0.97	2.93	10.68
145	(77)	79	Francie Turlay O'Dwyer : New England Region, USA	R	69.6/0.91	79.2/0.95	85.2/16	70.5/0.94	80.2/0.89	2.8	80.5/2.5	82.2/0.97	74/0.9	83.5/9.5	64.5/0.93	4.41	7.21	93.8/3	76.25/0.99	67.5/0.98	74.5/0.97	69.75/0.97	2.94	10.15
281	(78)	80	Shannon Reynolds Glencastle Irish Dancers : Mid America Region, USA	R	77.5/0.96	79.1/0.95	74/0.89	57/0.88	83.5/0.94	2.77	83.25/23.5	84.1/1	86.4/1	81.1/0.97	79.75/2	4	6.77	89/0.97	73/0.97	73/1	75/0.97	70/0.97	2.92	9.68
223	(80)	81	Phoebe Linn Cleary : Western Region, USA	R	80.3/0.99	79.75/0.97	82.5/0.99	74/0.98	85.6/0.97	2.94	81.75/12.5	82/0.97	86.3/1	81.2/0.97	73.75/0.98	2.95	5.88	90/0.97	78/1	63/0.97	82.5/11	73/0.99	2.96	8.84
173	(83)	82	Emily Tompkins Donny Golden : Mid Atlantic Region, USA	R	78.5/0.97	81.7/6	76.2/0.91	76/1	86.4/0.98	2.95	77/0.96	81.5/0.96	80/0.94	82/0.99	72/0.97	2.89	5.84	93.3/1	77.75/1	72.75/0.99	78/0.98	71.75/0.98	2.97	8.81
115	(82)	83	Devan Kraemer Anam Cara : New England Region, USA	R	76.5/0.96	81.5/4	82.7/0.99	72.5/0.96	82.7/0.92	2.91	79.25/0.99	82.6/0.98	85.3/0.99	81.4/0.98	67.25/0.95	2.94	5.85	88/0.97	71/0.97	68.5/0.98	80.2/0.99	72/0.98	2.93	8.79
180	(84)	84	Meghan McGivern Convery Academy : Cuige Uladh, Eire	R	80/0.99	79.7/0.96	81.5/0.98	74/0.98	86.5/0.98	2.94	71/0.9	81/0.95	85.4/0.99	80.1/0.95	80/3.5	2.89	5.83	92.3/0.99	72.5/0.97	66.75/0.98	75.8/0.98	68.75/0.97	2.93	8.76
168	(85)	85	Emma Doherty Riordan : Mid Atlantic Region, USA		76.2/0.96	80.2/0.98	81.4/0.97	72/0.96	85.2/0.96	2.89	72/0.92	84/1	86/0.99	80/0.95	77/0.99	2.93	5.83							5.83
147	(86)	86(T)	Caitlin Owens Shea-Jennings : Mid Atlantic Region, USA		66.8/0.9	80.3/0.98	84.5/9	75/0.99	85.8/0.97	2.94	76.75/0.96	82/0.97	81.6/0.96	80.5/0.96	64.25/0.93	2.88	5.82							5.82
211	(87)	86(T)	Abigail Schied Dennedy Mayer : Mid America Region, USA		79/0.98	79.8/0.97	81.6/0.98	67/0.92	86.7/0.98	2.92	79.5/0.99	80.5/0.95	86.8/2	80.4/0.96	62.5/0.92	2.9	5.82							5.82
240	(88)	88	Evalyn Kelly-Taylor Yvonne Kelly Dance Academy : Eastern Region, Canada		84.4/15	80.9/0.99	78.6/0.94	75.5/0.99	87.6/0.99	2.98	72.5/0.92	79/0.93	83.8/0.97	80.6/0.96	65.25/0.94	2.83	5.81							5.81
186	(89)	89	Rowan Gorman Lavin-Cassidy : Mid America Region, USA		78.1/0.97	80.6/0.99	76.6/0.92	72/0.96	85.1/0.96	2.88	78.5/0.98	86/18	76.9/0.92	80.2/0.96	71/0.97	2.9	5.78							5.78
119	(91)	90(T)	Sarah Kroeger Keane O'Brien Academy : New England Region, USA		72/0.94	79.6/0.96	80.4/0.96	82/37	82.5/0.92	2.86	78.5/0.98	80.9/0.95	83.8/0.97	80.5/0.96	74.25/0.98	2.91	5.77							5.77
245	(90)	90(T)	Kiley Murphy Baffa Academy : Southern Region, USA		79.7/0.99	79.1/0.95	78.7/0.94	67/0.92	84/0.94	2.84	78/0.97	78.7/0.92	84.4/0.98	82.7/1	76.5/0.99	2.94	5.77							5.77
108	(93)	92(T)	Adeline Simpson MJP Academy : Western Region, Canada		69.9/0.92	75.3/0.9	78/0.94	73.25/0.97	86/0.98	2.83	72.75/0.92	82.4/0.98	83.6/0.97	82.2/0.99	82.25/13	2.93	5.76							5.76
192	(94)	92(T)	Erin Holloway Triggie Academy : Southern Region, USA		76.7/0.96	80.2/0.98	83.4/1	72/0.96	82.2/0.91	2.89	76.5/0.96	79.5/0.94	74/0.9	88/53	73/0.97	2.87	5.76							5.76
203	(92)	92(T)	Molly Sittner Dillon-Gavin : Mid America Region, USA		80.2/0.99	79.7/0.96	83.1/0.99	71.5/0.95	85.7/0.97	2.93	76.75/0.96	85.1/10.5	78/0.93	78.5/0.92	66.5/0.94	2.84	5.76							5.76
208	(95)	95	Bridget Blaney McGough Academy : Mid Atlantic Region, USA		70.4/0.92	79.2/0.95	84.2/6	72/0.96	83.9/0.94	2.85	79/0.99	82.3/0.98	78.4/0.94	82.2/0.99	63.5/0.93	2.9	5.74							5.74
205	(96)	96	Maggie Hanson Onórach Mulhern Geraghty : USA & Ireland		85.5/17	79.3/0.95	83.7/1	65.5/0.9	85.5/0.97	2.92	71.25/0.91	81.25/0.96	75.2/0.91	81.1/0.97	67.5/0.95	2.81	5.73							5.73
109	(97)	97	Corinne Buda Connick Reid Academy : Southern Region, USA		67.9/0.9	77.4/0.92	81.3/0.97	68/0.93	85/0.96	2.8	78.25/0.98	82.7/0.98	76.7/0.92	83.7/12	70/0.96	2.92	5.72							5.72
247	(99)	98(T)	Anna Sise Lavin-Cassidy : Mid America Region, USA		75.4/0.95	78.6/0.94	76.5/0.91	69.5/0.94	85.4/0.96	2.82	81.25/9	81/0.95	85.6/0.99	79.8/0.94	56.5/0.89	2.89	5.71							5.71
263	(98)	98(T)	Katie Doherty Keenan Irish Dance : Western Region, USA		78.7/0.98	77.9/0.92	79.1/0.95	65.5/0.9	86.5/0.98	2.84	78.5/0.98	82.4/0.98	77.1/0.93	80.7/0.97	63.75/0.93	2.87	5.71							5.71
184	(101)	100(T)	Thérèse Macdougall Kristin Butke : Southern Region, USA		77/0.96	76.2/0.9	86/25	65/0.9	86.2/0.98	2.84	76.25/0.96	81.3/0.96	85.1/0.98	78.1/0.92	66/0.94	2.86	5.7							5.7



## Final Result for Competition 21A : Girls Under 16 - A

WMH = World Medal Holder : OS = Overseas : WQ = World Qualifier : R = Recaller : Score = Judges marks : IP = Irish Points (Grid Score) : FTC = Failed To Complete


Card	Position @ recall	Final Place	Name/School	Status	ROUND 1 : Score/IP					1st Round Total (IP)	ROUND 2 : Score/IP					2nd Round total (IP)	Total IP for Rounds 1 & 2	ROUND 3 : Score/IP					3rd Round Total (IP) *	TOTAL IP *
					Christine Ayres	Liam Ayres	Helan Greene	Stephen McAteer	Sharon O'Brien		Denise Elebert	Jonathan McMorow	Edward Murphy	Patricia Murphy	Allis O'Dowda			Conor Ayres	Maeve Croke	Donna Crouch	Megan Hickey	Pauline Shaw		
266	(100)	100(T)	Sophia Silhol Beglan Academy : Mid America Region, USA		72.8/0.94	79.5/0.96	74/0.89	73/0.97	83.7/0.94	2.84	76.75/0.96	81.75/0.96	80.9/0.95	80/0.95	54.5/0.89	2.86	5.7							5.7
187	(102)	102(T)	Riley Ford Egan School Ohio : Mid America Region, USA		79.3/0.98	75.2/0.9	79.5/0.95	70.5/0.94	84.6/0.95	2.85	76/0.95	80.25/0.94	79.8/0.94	79.6/0.94	69/0.95	2.84	5.68							5.68
236	(103)	102(T)	Paige Rooney Rhodes Academy : Southern Region, USA		79.1/0.98	79/0.94	78.5/0.94	73.5/0.98	80.9/0.9	2.86	77/0.96	80.4/0.95	87.9/11	77.6/0.91	60/0.91	2.82	5.68							5.68
260	(105)	102(T)	Anna Fini O'Shea : Mid America Region, USA		72.3/0.94	78.8/0.94	76.45/0.91	70/0.94	80.5/0.89	2.79	77.25/0.97	81.7/0.96	81.2/0.95	81.3/0.98	70/0.96	2.89	5.68							5.68
277	(104)	102(T)	Annabelle Rajkowski Harper Academy : Mid Atlantic Region, USA		76.5/0.96	79.3/0.95	76.35/0.91	69/0.93	82/0.91	2.8	77.25/0.97	77.6/0.91	85.7/0.99	82.8/1	64.25/0.93	2.89	5.68							5.68
104	(106)	106(T)	Antonia Melo Brady Academy : Western Region, Canada		69/0.91	78.5/0.93	76.9/0.92	69.5/0.94	89/9	2.79	76.25/0.96	81.25/0.96	85.5/0.99	80.1/0.95	72.25/0.97	2.88	5.67							5.67
226	(107)	106(T)	Miranda Grogean Celtic Academy : Mid America Region, USA		78.3/0.97	78.4/0.93	77.9/0.93	73/0.97	83.1/0.93	2.84	72.25/0.92	79/0.93	80.4/0.95	80.8/0.97	76/0.99	2.84	5.67							5.67
220	(108)	108(T)	Ellery Robertson Bell : Mid America Region, USA		77.8/0.97	80.8/0.99	78.3/0.94	66/0.91	84.1/0.95	2.85	80.75/4.5	79.25/0.93	77.6/0.93	77.6/0.91	66.75/0.95	2.81	5.66							5.66
234	(109)	108(T)	Molly Faulkner Walsh Kelley : Southern Region, USA		71.5/0.93	79.5/0.96	75.3/0.89	75/0.99	85/0.96	2.85	69/0.89	81.2/0.96	75.8/0.91	79.4/0.94	75.5/0.99	2.81	5.66							5.66
137	(111)	110(T)	Taryn Falvey Michael Patrick Gallagher : Western Region, USA		70.2/0.92	79.4/0.96	81.1/0.97	72/0.96	84.2/0.95	2.86	75.25/0.94	82.1/0.97	78.3/0.94	75.5/0.89	60/0.91	2.79	5.65							5.65
229	(110)	110(T)	Natasha Piccolo De Danaan : Western Region, Canada		74.5/0.95	79.9/0.97	77.8/0.93	74.5/0.99	81.2/0.9	2.85	68.25/0.89	78/0.91	85.8/0.99	77.5/0.91	74.5/0.98	2.8	5.65							5.65
222	(112)	112(T)	Cecilia Schultz Glencastle Irish Dancers : Mid America Region, USA		65.8/0.9	79.4/0.96	78.4/0.94	67.5/0.92	82.6/0.92	2.78	78.75/0.98	80.35/0.94	84.3/0.98	77.9/0.92	65.25/0.94	2.86	5.64							5.64
244	(113)	112(T)	Katalin Bazzani Drake : Southern Region, USA		72.7/0.94	78.4/0.93	75.8/0.9	71.5/0.95	80.3/0.89	2.77	79.75/0.99	79.3/0.93	78.6/0.94	83.2/6	61.5/0.92	2.86	5.64							5.64
204	(114T)	114(T)	Katelyn Lawson Kanaley : New England Region, USA		76.4/0.96	81.3/1.5	82.6/0.99	69/0.93	81.7/0.91	2.87	70.5/0.9	77.75/0.91	76.1/0.92	78.6/0.93	62/0.92	2.74	5.62							5.62
239	(117)	114(T)	Joralie Przybylowski Short : Eastern Region, Canada		74.3/0.95	78.3/0.93	79.2/0.95	74/0.98	80.6/0.9	2.82	75.25/0.94	78.2/0.92	77.5/0.93	80.5/0.96	58.5/0.91	2.79	5.62							5.62
243	(116)	114(T)	Madeline Aguayo Lyons : Western Region, USA		78.8/0.98	78/0.92	76.7/0.92	72.5/0.96	84.5/0.95	2.84	76.25/0.96	83.75/1	73.2/0.89	78.9/0.93	55.5/0.89	2.78	5.62							5.62
248	(114T)	114(T)	Marissa Madden Clan na hÉireann : Mid Atlantic Region, USA		79.4/0.98	76.3/0.9	78.8/0.95	64/0.9	80.1/0.89	2.75	78/0.97	81.8/0.97	86.2/1	79/0.93	60/0.91	2.87	5.62							5.62
164	(118)	118(T)	Ellie Rhodes Bellator Academy : Mid America Region, USA		63.3/0.89	78.7/0.94	80.7/0.97	73.75/0.98	79.8/0.88	2.79	71.5/0.91	80.75/0.95	89/21	77/0.91	70/0.96	2.82	5.61							5.61
182	(120)	118(T)	Sadie Sanford Clann Lir Academy : New England Region, USA		71.8/0.93	77/0.91	83/0.99	66/0.91	84.9/0.96	2.8	74/0.94	79.5/0.94	78.2/0.94	79.3/0.94	59/0.91	2.81	5.61							5.61
195	(121)	118(T)	Emma Duns Leneghan : Mid America Region, USA		71.7/0.93	74.7/0.9	82.3/0.98	71.5/0.95	82.6/0.92	2.8	74.75/0.94	77.5/0.91	81.7/0.96	81.7/0.98	58/0.9	2.8	5.61							5.61
272	(119)	118(T)	Olivia Zappia Bracken : Western Region, USA		72.2/0.94	80.4/0.98	75.25/0.89	70.5/0.94	85.5/0.97	2.84	71.75/0.91	75.5/0.89	80.2/0.94	81.4/0.98	59/0.91	2.76	5.61							5.61
102	(122)	122	Shawna Stewart The Michaela Hinds Academy : Eastern Region, Canada		68/0.9	72.2/0.89	76.8/0.92	67/0.92	85.5/0.97	2.74	74.5/0.94	81/0.95	82.5/0.96	81.3/0.98	67.75/0.95	2.86	5.6							5.6
151	(125)	123(T)	Kelsey Meyer Richens/Timm : Mid America Region, USA		70.6/0.92	79/0.94	79.7/0.96	66.5/0.91	84.3/0.95	2.82	78.75/0.98	80/0.94	74.9/0.9	78/0.92	60.5/0.91	2.77	5.59							5.59
158	(124)	123(T)	Alaina Mundt Arday Academy : Mid America Region, USA		71/0.93	78.2/0.93	77.4/0.93	74/0.98	80.8/0.9	2.78	75.5/0.95	85.6/15	82.2/0.96	76.5/0.9	57.5/0.9	2.81	5.59							5.59
169	(126T)	123(T)	Clare Leonard Sheila Healy Academy : Mid America Region, USA		73.5/0.94	78.8/0.94	75.5/0.9	71.5/0.95	85.4/0.96	2.83	73/0.93	76.5/0.9	73.5/0.9	79.2/0.94	64/0.93	2.75	5.59							5.59



## Final Result for Competition 21A : Girls Under 16 - A

WMH = World Medal Holder : OS = Overseas : WQ = World Qualifier : R = Recaller : Score = Judges marks : IP = Irish Points (Grid Score) : FTC = Failed To Complete

Card	Position @ recall	Final Place	Name/School	Status	ROUND 1 : Score/IP					1st Round Total (IP)	ROUND 2 : Score/IP					2nd Round total (IP)	Total IP for Rounds 1 & 2	ROUND 3 : Score/IP					3rd Round Total (IP) *	TOTAL IP *
					Christine Ayres	Liam Ayres	Helan Greene	Stephen McAteer	Sharon O'Brien		Denise Elebert	Jonathan McMorow	Edward Murphy	Patricia Murphy	Allis O'Dowda			Conor Ayres	Maeve Croke	Donna Crouch	Megan Hickey	Pauline Shaw		
218	(126T)	123(T)	Anna Feitel Southern Irish Dance : Southern Region, USA		71.6/0.93	79.6/0.96	76.7/0.92	72.5/0.96	82.9/0.92	2.82	75.75/0.95	79/0.93	77.8/0.93	77.4/0.91	56.5/0.89	2.77	5.59							5.59
273	(123)	123(T)	Madalyn Ebert McInerney : New England Region, USA		79.6/0.98	77.4/0.92	75.3/0.89	69/0.93	82.4/0.92	2.76	73.75/0.93	80.5/0.95	76.3/0.92	80/0.95	69/0.95	2.83	5.59							5.59
129	(128T)	128(T)	Ella Pace Cashel Academy : Mid America Region, USA		69.5/0.91	73.4/0.89	82.4/0.98	65/0.9	80.5/0.89	2.71	79.75/0.99	81.6/0.96	79/0.94	80.9/0.97	62.75/0.92	2.87	5.58							5.58
262	(128T)	128(T)	Genevieve Huber Hooley School : Mid Atlantic Region, USA		75.8/0.95	78.9/0.94	78.85/0.95	66/0.91	84.1/0.95	2.84	76/0.95	78/0.91	76.5/0.92	75.2/0.89	59.5/0.91	2.74	5.58							5.58
133	(130)	130(T)	Mollie Brown Rising Tide : Eastern Region, Canada		66/0.9	78/0.92	79.9/0.96	70/0.94	81.5/0.9	2.77	76/0.95	77/0.9	83.3/0.97	75.6/0.89	69.5/0.96	2.81	5.57							5.57
152	(131)	130(T)	Natalie Olkowski Murphy Academy : New England Region, USA		70.5/0.92	74/0.89	77.3/0.93	66/0.91	80.7/0.9	2.73	79.5/0.99	79/0.93	75.3/0.91	80.2/0.96	70.75/0.96	2.85	5.57							5.57
199	(135)	130(T)	Hannah Saunders Murray Academy : New England Region, USA		71.3/0.93	80/0.97	78.2/0.94	66.5/0.91	88.1/1	2.84	70/0.9	79.25/0.93	72.1/0.89	81/0.97	57.5/0.9	2.73	5.57							5.57
210	(133T)	130(T)	Roxie Goodwin Scariff Lockier Leonelli : Western Region, USA		70/0.92	78.7/0.94	79.4/0.95	65/0.9	82.7/0.92	2.78	74/0.94	79.8/0.94	84.2/0.97	78.2/0.92	55/0.89	2.79	5.57							5.57
227	(132)	130(T)	Gabrielle Landry Brady Academy : Western Region, Canada		77.4/0.96	78.7/0.94	77.9/0.93	76/1	83.7/0.94	2.84	70.25/0.9	79.1/0.93	74.2/0.9	76.3/0.9	72/0.97	2.73	5.57							5.57
231	(136)	130(T)	Fiona Gibbons Connick Reid Academy : Southern Region, USA		71.5/0.93	80.4/0.98	76.2/0.91	66.5/0.91	83.3/0.93	2.78	73.75/0.93	77.5/0.91	77.9/0.93	78.4/0.92	71.5/0.97	2.79	5.57							5.57
283	(133T)	130(T)	Paige Johnson Onórach Mulhern Geraghty : USA & Ireland		75.2/0.95	78.9/0.94	79/0.95	71/0.94	84.1/0.95	2.84	69.75/0.9	78/0.91	76.2/0.92	77.9/0.92	58.5/0.91	2.73	5.57							5.57
194	(139)	137(T)	Hannah Boyer Dwyer : Mid America Region, USA		68.8/0.91	78.6/0.94	76.4/0.91	68/0.93	83.6/0.94	2.77	72.5/0.92	77/0.9	80.8/0.95	81.6/0.98	61/0.92	2.79	5.56							5.56
241	(137)	137(T)	Kaleigh Holmstrom Richens/Timm : Mid America Region, USA		70.7/0.93	77.2/0.91	76.95/0.92	68/0.93	80.4/0.89	2.76	71.75/0.91	77.1/0.9	85/0.98	79/0.93	69.5/0.96	2.8	5.56							5.56
270	(138)	137(T)	Hayley Walters McTeggart : Southern Region, USA		72.5/0.94	78.6/0.94	76/0.9	63/0.9	84.4/0.95	2.78	71.25/0.91	79/0.93	81.4/0.95	79.8/0.94	59.5/0.91	2.78	5.56							5.56
237	(140)	140	Brianna Hanson Kelly Academy : Southern Region, USA		72.4/0.94	79.2/0.95	76.8/0.92	74/0.98	83.3/0.93	2.82	78/0.97	76.1/0.89	73.4/0.9	76.8/0.91	63.5/0.93	2.73	5.55							5.55
163	(141)	141	Ava Tschappat McClanahan : Mid America Region, USA		61.2/0.88	76.7/0.91	80.3/0.96	66/0.91	82.3/0.92	2.73	73.5/0.93	78/0.91	82/0.96	79/0.93	65/0.94	2.8	5.53							5.53
107	(142)	142	Claire Gallagher Marie Moore : Mid Atlantic Region, USA		65.1/0.89	75/0.9	77.5/0.93	73/0.97	83.5/0.94	2.76	71.25/0.91	82.1/0.97	75.4/0.91	77/0.91	66.25/0.94	2.76	5.52							5.52
106	(145)	143(T)	Kaley Girvan Realta : Cuige Uladh, Eire		68.5/0.9	71.2/0.89	77.2/0.93	65/0.9	84.5/0.95	2.73	77/0.96	77/0.9	75.6/0.91	78.5/0.92	66.5/0.94	2.78	5.51							5.51
111	(143)	143(T)	Ella Harrington Rince Na Tiarna : Mid Atlantic Region, USA		67.5/0.9	73.2/0.89	75.4/0.9	62.5/0.89	83/0.93	2.69	73.5/0.93	80/0.94	84.8/0.98	79.9/0.95	65.75/0.94	2.83	5.51							5.51
124	(144)	143(T)	Catherine Moews Glencastle Irish Dancers : Mid America Region, USA		63.5/0.89	76.5/0.91	81.7/0.98	68.5/0.93	83.1/0.93	2.76	72/0.92	82/0.97	72.7/0.89	79.1/0.93	58/0.9	2.75	5.51							5.51
170	(146)	143(T)	Elise Flannery Rochester Academy : Mid Atlantic Region, USA		69.4/0.91	73.3/0.89	75.7/0.9	72.5/0.96	82.4/0.92	2.73	69.75/0.9	80/0.94	81.5/0.96	78/0.92	63/0.92	2.78	5.51							5.51
140	(147)	147(T)	Madden Curran Ashurst Academy : New England Region, USA		70.1/0.92	74.9/0.9	83.8/2	69/0.93	83.3/0.93	2.78	72.5/0.92	78/0.91	73.9/0.9	75.8/0.9	57/0.9	2.71	5.49							5.49
171	(148)	147(T)	Maggie Kukolic Goggin-Carroll : Eastern Region, Canada		71.2/0.93	79.8/0.97	77.1/0.93	64/0.9	82.9/0.92	2.78	68.5/0.89	77.3/0.9	81.1/0.95	77.3/0.91	57/0.9	2.71	5.49							5.49
257	(149)	147(T)	Ava Hogenkamp Sheila Healy Academy : Mid America Region, USA		73.2/0.94	78.1/0.92	75.4/0.9	71/0.94	79.9/0.89	2.76	69/0.89	79.4/0.93	73.5/0.9	78.8/0.93	57.5/0.9	2.72	5.49							5.49
101	(150)	150	Amaya Jackson O'Riada Manning : Mid America Region, USA		65/0.89	69/0.88	70/0.88	61/0.89	84/0.94	2.67	72/0.92	76/0.89	80.5/0.95	81.5/0.98	69.25/0.96	2.82	5.48							5.48



## Final Result for Competition 21A : Girls Under 16 - A

WMH = World Medal Holder : OS = Overseas : WQ = World Qualifier : R = Recaller : Score = Judges marks : IP = Irish Points (Grid Score) : FTC = Failed To Complete

Card	Position @ recall	Final Place	Name/School	Status	ROUND 1 : Score/IP					1st Round Total (IP)	ROUND 2 : Score/IP					2nd Round total (IP)	Total IP for Rounds 1 & 2	ROUND 3 : Score/IP					3rd Round Total (IP) *	TOTAL IP *
					Christine Ayres	Liam Ayres	Helan Greene	Stephen McAteer	Sharon O'Brien		Denise Elebert	Jonathan McMorow	Edward Murphy	Patricia Murphy	Allis O'Dowda			Conor Ayres	Maeve Croke	Donna Crouch	Megan Hickey	Pauline Shaw		
120	(151)	151(T)	Parker Lamy Watters : Southern Region, USA		64/0.89	70.6/0.89	79.8/0.96	69/0.93	81/0.9	2.72	73.25/0.93	80.2/0.94	72.86/0.89	76.3/0.9	62.25/0.92	2.75	5.47							5.47
256	(152)	151(T)	Isabella Viramontes Cashel Academy : Mid America Region, USA		68.9/0.91	78.2/0.93	75.5/0.9	67/0.92	81/0.9	2.72	72.25/0.92	77/0.9	77.2/0.93	75/0.89	64/0.93	2.74	5.47							5.47
113	(156)	153(T)	Allie Fuoco Ticallie Academy : Western Region, Canada		62/0.89	75.7/0.9	78.1/0.94	73.5/0.98	81.5/0.9	2.74	70/0.9	77/0.9	72.1/0.89	79.9/0.95	61.75/0.92	2.72	5.46							5.46
153	(155)	153(T)	Lucy Schupack Marie Moore : Mid Atlantic Region, USA		69.1/0.91	77.3/0.91	80/0.96	67/0.92	81.8/0.91	2.74	72.25/0.92	78/0.91	72.5/0.89	76.4/0.9	58.5/0.91	2.72	5.46							5.46
197	(154)	153(T)	Sarah Mollard Richens/Timm : Mid America Region, USA		69.6/0.91	77.1/0.91	76/0.9	64.5/0.9	81.9/0.91	2.73	73.25/0.93	78.1/0.92	77/0.92	76/0.9	56/0.89	2.74	5.46							5.46
254	(153)	153(T)	Palmer Calvey Keigher Academy : Mid America Region, USA		77.9/0.97	78.5/0.93	75/0.89	66/0.91	80.1/0.89	2.73	70.25/0.9	78.2/0.92	75.7/0.91	76.7/0.91	63/0.92	2.73	5.46							5.46
212	(157)	157(T)	Siobhan Boyle O'Hare School : Mid America Region, USA		69.3/0.91	78.3/0.93	77.7/0.93	60.5/0.89	82.1/0.91	2.75	73/0.93	75/0.89	74.32/0.9	76.1/0.9	54/0.89	2.69	5.44							5.44
282	(158)	157(T)	Tara Hyde Carey Academy : Southern Region, USA		68.2/0.9	76.8/0.91	75.1/0.89	63.5/0.9	70.8/0.88	2.69	71/0.9	78.7/0.92	75.7/0.91	77.8/0.91	68.5/0.95	2.75	5.44							5.44
214	(159)	159	Daniela Elizalde Hogan Irish Dance Academy : Mid America Region, USA		69.2/0.91	76.4/0.91	76.1/0.91	59/0.89	81.6/0.91	2.72	71/0.9	76.1/0.89	75.9/0.91	75.1/0.89	65.5/0.94	2.71	5.43							5.43
246	(160)	160	Maura Lux Wick : Western Region, USA		64.4/0.89	76.6/0.91	75.2/0.89	59.5/0.89	82/0.91	2.69	69.5/0.89	76.5/0.9	73/0.89	78.7/0.93	62.5/0.92	2.71	5.4							5.4
215	(161)	161	Tara Middlebrooks Carpenter Academy : Southern Region, USA		63.7/0.89	77.4/0.92	75.1/0.89	62/0.89	83/0.93	2.7	69.5/0.89	76.3/0.89	73.1/0.89	76.2/0.9	53.5/0.89	2.68	5.38							5.38
274	(162)	162	Carys Thompson Harp Irish Dance Company : Western Region, USA		74.6/0.95	77.9/0.92	75/0.89	59/0.89	80/0.89	2.7	68.5/0.89	76.5/0.9	72.9/0.89	75.3/0.89	55/0.89	2.67	5.36							5.36
112	(164)	163(T)	Keira O'Neill Haley Prendergast : Western Region, USA		58/0.88	70.5/0.89	70/0.88	57/0.88	82/0.91	2.65	71.5/0.91	75/0.89	73.3/0.89	75.4/0.89	58.25/0.9	2.69	5.34							5.34
143	(163)	163(T)	Catherine Broderick McTeggart : Western Region, USA		61.5/0.89	69.9/0.88	76.5/0.91	58/0.89	80/0.89	2.66	73.5/0.93	76/0.89	73.7/0.9	75.9/0.9	55.5/0.89	2.69	5.34							5.34
172	(165)	165	Rory Zuniga Meghan Torno School : Mid America Region, USA		62.9/0.89	71/0.89	75.8/0.9	55/0.88	81.1/0.9	2.68	67.5/0.89	76/0.89	75/0.91	75/0.89	53/0.89	2.66	5.33							5.33
249	(166)	FTC	Quinn McCormick McGing : Mid America Region, USA		77.7/0.97	80.8/0.99	76.6/0.92	73/0.97	85.5/0.97	2.9	0/0	0/0	0/0	0/0	0/0	0	2.9							2.9
166	(167)	FTC	Jamison Beck Connick Reid Academy : Southern Region, USA		74.2/0.95	79.3/0.95	75.6/0.9	76.5/1.33	84.8/0.96	2.85	0/0	0/0	0/0	0/0	0/0	0	2.85							2.85