




North American Irish Dance Championships 2023



Results for Competition 27 : Girls Under 10

Adjudicators

Round 1


Maire Dixon
Michael Donnellan
Isabella Fogarty
Caroline Greene-Parfery
Cian Nolan

Round 2

Gerard Carroll
Maeve Croke
Sonia Leonard-Hanly
Attracta Quinn
Claire Usher-McMorrow

Round 3


Helan Greene
Peg Griffiths
Sarah Irwin-Groenewoud
Patricia Murphy
Lisa Waites



Final Result for Competition 27 : Girls Under 10

WMH = World Medal Holder : OS = Overseas : WQ = World Qualifier : R = Recaller : Score = Judges marks : IP = Irish Points (Grid Score) : FTC = Failed To Complete


Card	Position @ recall	Final Place	Name/School	Status	ROUND 1 : Score/IP					1st Round Total (IP)	ROUND 2 : Score/IP					2nd Round total (IP)	Total IP for Rounds 1 & 2	ROUND 3 : Score/IP					3rd Round Total (IP) *	TOTAL IP *
					98/56	90/100	97/100	96/100	94/100		97/75	92.25/60	92.25/60	85.3/45	95.5/100			93/75	97/100	96/75	90/60	93.5/60		
192	(1)	1	Summer Conway Loughran : North West Region, England	OS	98/56	90/100	97/100	96/100	94/100	300	97.5/100	92.25/60	92.25/60	85.3/45	95.5/100	220	520	93/75	97/100	96/75	90/60	93.5/60	210	730
106	(2)	2	Saoirse Reilly Nadine Martin Academy : North West Region, England	OS	88/31.5	88/75	89/37.5	94.75/65	92/54.5	157	97/75	92.75/75	92.75/75	85.4/48.5	94.75/75	225	382	92.5/60	95.3/56	95.5/65	91/75	95/100	200	582
148	(4)	3	Keira Lucrecia Accostupa Doherty Petri : USA and Ireland	WQ	99.7/62.5	82/62.5	96/75	95/75	90.5/40	200	93/47	90/34.5	92.5/65	85/38	93.5/45	130	330	93.3/100	94.9/45	93.5/53	92/100	94/65	218	548
111	(5)	4	Bladyn Baker Teelin School : Southern Region, USA	WQ	99.9/100	80/47	91.5/50	94.5/60	93/75	185	95.25/60	91.75/53	90.4/38	85.4/48.5	92.75/38.5	140	325	92.8/65	95.1/50	97/100	90.5/65	92/51.5	181.5	506.5
189	(6)	5	Lyla Rose Nicklin Kelly Hendry : North East Region, England	OS	96/53	75/27.5	94/65	93/53	90/37.5	143.5	95.5/65	90.25/36	92/56	85.8/65	94.25/60	181	324.5	92/53	95.5/60	95/60	86/50	92/51.5	164.5	489
146	(3)	6	Bryggen Robertson Harper Academy : Mid Atlantic Region, USA	WQ	78.9/0.99	78.5/38	88.2/27	91/46	91.25/47	111	91.5/39	93/100	93/100	87/100	94/53	253	364	91.5/47	95.8/65	91/45	79.2/27	83.7/19	119	483
128	(7)	7	Vivian Conti Rince Na Tiarna : Mid Atlantic Region, USA	WQ	99.7/62.5	65.5/1	93.5/60	89.5/34	92.5/62.5	156.5	93.5/50	90.5/37.5	90.6/41	85.7/60	93.8/50	141	297.5	89.1/35.5	94.6/43	79.5/23	78.6/20	88/37	95.5	393
150	(10)	8	Madelyn Hoble Kavanagh Porter Academy: USA and Ireland	WQ	81.2/9.5	79.5/41	93/56	89.75/36.5	85.5/17.5	95	90.25/34	92/56	91.5/50	82.6/21.5	93.75/47	131	226	91.4/45	93.1/38	89.7/39	80.2/37	91/47	122	348
167	(9)	9	McKenna Barnett Connolly Irish Dance : Western Region, USA	WQ	90/37	80.85/50	90/45	88.25/31	89.25/34	116	92.5/45	85/25	90.25/37	85.2/43	92.25/34.5	114.5	230.5	89.4/39	88.1/24.5	90.5/43	80.4/39	87/33.5	111.5	342
184	(8)	10	Ruby Bowen Trigg Academy : Southern Region, USA	WQ	88.7/33	81/56	89.5/41	87.75/28	92.5/62.5	130	91.75/41	90.5/37.5	88.25/16.5	86/75	91.75/30.5	109	239	90/41	96/75	85/32	78.1/15	75/2	88	327
191	(12)	11	Erin Keating Fegan Academy : Cuige Laighean, Eire	OS	85.9/24	73/19	92/53	93.5/56	85.25/16	96	94.5/53	80.5/14	91.75/53	81.4/7	94.2/56	120	216	89.3/38	89/28	90/41	79.1/26	93/56	107	323
116	(13)	12	Rowan Wong Murray Academy : New England Region, USA	WQ	99.8/75	82/62.5	88/24.5	90/39.33	87/24	126.33	89.5/31	82.5/21	89.1/30	80.3/0.99	92.25/34.5	82	208.33	91.8/50	87.8/22	92/47	79.4/29	87/33.5	109.5	317.83
160	(11)	13	Grace Thomas Walton : New South Wales, Australia	OS	94/46	76.5/35	88.3/29	89.6/35	91/44	114	92/43	89.5/32	91/45	83.3/33	91.5/28	108	222	88.1/22	82.1/1	82.5/28	80.3/38	88.4/38	88	310
109	(14)	14	Maggie Edwards Hogan Irish Dance Academy : Mid America Region, USA	WQ	85/21	72.5/15.5	87.2/15.5	88/29.5	91/44	66	88.5/28	91.25/44	90.5/39	85.1/40	94.5/65	123	189	92.3/56	90.2/32	81/26	79.5/30	87.5/35	97	286
130	(17)	15	Maggie Matson Connolly Irish Dance : Western Region, USA	WQ	92/43	79.75/43	89/37.5	89/32.5	88.5/30	113	72/0.98	91.25/44	86.7/1	83.2/31.5	90.2/15	47.5	160.5	88.9/33	93.5/39	85.2/33	82/45	82.5/15	105	265.5
175	(16)	16	Aoife Stegeman Clarkson : Mid America Region, USA	WQ	78/0.99	62/0.98	89.9/43	87.25/26	88.75/31	57.99	83/13	92.5/65	88.6/23	84.5/37	93.25/43	103	160.99	89/34	90/31	84/30	83/47	88.8/39	104	264.99
147	(22)	17	Aeryn Jolly Connick Reid Academy : Southern Region, USA	WQ	74.3/0.97	76/32	87.8/22.5	90/39.33	88/29	83.5	74/0.99	73/0.98	89.75/35	83/28.5	91/25	54.49	137.99	89.2/37	85.1/9	89.5/38	89/53	90/45	120	257.99
105	(19)	18	Madison Daniel Celtic Steps : Western Region, USA	WQ	79/1	77.5/36	88/24.5	79.5/6	86/21	51.5	87/25	90/34.5	90.75/43	80.6/1	92/32.5	92	143.5	88.8/32	87.3/20	89/37	81/43	89/41	110	253.5
201	(15)	19	Lily Cavanaugh Connolly Irish Dance : Western Region, USA	R	95/50	80.95/53	88.8/35	85/21	85.75/19.5	106	85.5/21	80.25/13	87.4/8	82.7/23	91.25/26	57	163	85.6/7	88/23	82/27	79.9/34	84/20	70	233
134	(28)	20	Bridget Solan Rochester Academy : Mid Atlantic Region, USA	R	83/14.5	64/0.99	88.2/27	91/46	78/0.97	42.49	90.75/36	91.5/48.5	86.5/1	83.2/31.5	89.9/12	79.5	121.99	90.8/43	87.1/19	93/50	79.7/32	85.1/25	100	221.99
162	(237)	21	Emmeline Reece The Academy : Mid America and Western Australia	R	90.1/38	75.75/29	85.7/4	86/23	89/32.5	84.5	76/0.99	79.5/10	88.75/25.5	81.7/10	91.5/28	45.5	130	87.5/17	92.1/36	80.5/25	79.3/28	94.5/75	89	219
185	(18)	22	Erin Connolly DeNogla Academy : Mid Atlantic Region, USA	R	81.2/9.5	73.35/23	87.6/20	85/21	90.5/40	64	79/1	88.5/29	88.5/20.5	85.1/40	92.75/38.5	88	152	87/13	94/41	86/35	77.9/13	76/3	61	213
132	(25)	23	Kayla Boland DeNogla Academy : Mid Atlantic Region, USA	R	84.4/19	75/27.5	88.6/33	79/4	91.5/50	79.5	85.25/20	80.75/15	86.75/2.5	82.2/15	90.4/20	50	129.5	88.5/28	95.2/53	75.2/12	78.7/21	86.7/31.5	80.5	210
168	(26)	24	Corinne Gunville Trinity Academy : Mid America Region, USA	R	82.3/13	76/32	86.4/7.5	83/16	87.75/28	57	80.5/8	78/3.5	89.5/33	82.8/24.5	92.5/36.5	65.5	122.5	87.4/16	84.8/7	86.5/36	80.5/41	81.5/13	65	187.5
180	(237)	25	Kelly Grace Lyons Heritage Irish Dance Company : Mid Atlantic Region, USA	R	89/34.5	65.5/1	86.9/13	89/32.5	89/32.5	78	82/11	91/41	86.75/2.5	83.5/35	89.5/6	52	130	88.4/25	91/35	74/8	78/14	83.4/18	57	187



Final Result for Competition 27 : Girls Under 10

WMH = World Medal Holder : OS = Overseas : WQ = World Qualifier : R = Recaller : Score = Judges marks : IP = Irish Points (Grid Score) : FTC = Failed To Complete


Card	Position @ recall	Final Place	Name/School	Status	ROUND 1 : Score/IP					1st Round Total (IP)	ROUND 2 : Score/IP					2nd Round total (IP)	Total IP for Rounds 1 & 2	ROUND 3 : Score/IP					3rd Round Total (IP) *	TOTAL IP *
					Maire Dixon	Michael Donnellan	Isabella Fogarty	Caroline Greene-Parfery	Cian Nolan		Gerard Carroll	Maeve Croke	Sonia Leonard-Hanly	Attracta Quinn	Claire Usher-McMorrow			Helian Greene	Peg Griffiths	Sarah Irwin-Groenewoud	Patricia Murphy	Lisa Waites		
102	(27)	26	Phoebe Boyce McGough Academy : Mid Atlantic Region, USA	R	81/7.5	78/37	84/0.98	79/4	90/37.5	48.5	83.25/14	91.5/48.5	89.4/32	82.8/24.5	90.25/17	73.5	122	86.8/11	90.7/34	94/56	78.3/17	80/10	62	184
205	(30)	27	Kasey Fronio The Irish Dance Company : Mid Atlantic Region, USA	R	85.4/23	62.75/0.99	88.2/27	82.5/15	83.5/3.5	41.5	74.5/0.99	89.25/31	84.4/0.98	83.7/36	91.5/28	59.99	101.49	88.3/24	88.6/26	83/29	80.1/36	83.2/17	79	180.49
138	(29)	28	Gemma Oh McBride WUSR : Western Region, USA	R	81/7.5	76/32	88.7/34	76/0.98	92/54.5	73.5	88/27	72/0.97	88.5/20.5	82/12	90/13.5	46	119.5	86.9/12	86.9/17	75.7/14	78.8/22	86.7/31.5	53	172.5
166	(20)	29	Charlotte Greaney Francis Academy : Mid Atlantic Region, USA	R	86.3/28	73.25/22	89.3/39	86.75/24	86.25/22	74	91/37.5	75.75/0.99	88.6/23	82.4/18	90.75/23.5	64.5	138.5	88.5/28	82.5/2	74.7/10	77.5/9	80.5/11	30	168.5
107	(21)	30	Scarlett Dolan McNeilis Cunningham : Cuige Uladh, Eire	R	89/34.5	62/0.98	84/0.98	82/13.5	82.5/1	15.48	90.5/35	72.25/0.97	91.25/47	85.6/56	93/41	123	138.48	85.4/5	89.5/29.5	75.5/13	76/5	81/12	30	168.48
198	(32)	31	Ellareen Pittman Brady Academy : New England Region, USA	R	87.4/30	64.45/0.99	88.9/36	90/39.33	84.25/9.5	75.5	70.1/0.97	78.25/5	88.8/27	81.6/9	88.8/0.99	14.99	90.49	88.5/28	90.5/33	75/11	78.2/16	87.8/36	77	167.49
144	(33)	32	Brynn Berry Harris-Grieco Academy : Mid Atlantic Region, USA	R	72.5/0.96	73/19	83.5/0.98	71/0.96	83.5/3.5	5.44	85/19	87/27	90/36	85.5/53	87.75/0.98	82	87.44	89.1/35.5	88.7/27	77.5/18	78.9/23.5	79/7.5	68.5	155.94
156	(36)	33	Jessie Harvey Scoil Rince Saoirse : Mid Atlantic Region, USA	R	85.2/22	79.85/45	91/47	80/8.5	83.25/2	75.5	91/37.5	75.5/0.99	87/5	71/0.95	87.25/0.97	6.96	82.46	87.8/20	85.7/12	77.7/19	79.6/31	89.7/43	70	152.46
113	(44)	34	Emma Elizabeth Keenan Doherty Petri : USA and Ireland	R	73/0.96	68/5.5	77.5/0.96	92/50	86.5/23	29.46	83.75/16	81/16	83/0.96	80.4/0.99	92.5/36.5	32.99	62.46	87.2/14	89.5/29.5	84.5/31	89.5/56	85.5/26.5	87	149.46
155	(35)	35	Gabriella Kolb Trinity Academy : Mid America Region, USA	R	79/1	63/0.99	86.8/11.5	85/21	84.75/13	25.5	86.5/24	79/8	88.75/25.5	82.1/13	90.5/21.5	58.5	84	88.45/26	92.7/37	78.5/21	77.6/10	83/16	63	147
203	(40)	36	Claire Theeman Short : Mid Atlantic Region, USA	R	84.6/20	72.5/15.5	88.4/30.5	84.75/19	80.5/0.98	54.5	79.1/2	79.25/9	86/0.99	82.6/21.5	88.9/1	12	66.5	88.7/31	87.5/21	73/4	80/35	86/28	80	146.5
135	(31)	37	Marlowe Grace Drake : Southern Region, USA	R	79.1/1	66/1	88.4/30.5	89.75/36.5	89.5/35	66.5	95/56	81.25/17.5	87.25/6.5	80.8/1	89.1/1	25	91.5	87.3/15	86.3/15	80/24	77.7/11	86.3/30	54	145.5
104	(43)	38	Charlotte Wysocki Ondrach Mulhern Geraghty : USA & Ireland	R	70/0.95	73/19	76/0.95	73/0.97	82/0.99	2.91	85.75/22	90.75/39	89/28.5	80/0.99	89.8/10.5	61	63.91	88.6/30	87/18	76/15	75/1	85.5/26.5	59.5	123.41
142	(34)	39	Evangelina Lanni McTeggart : Southern Region, USA	R	73.4/0.97	58.75/0.95	87.7/21	72/0.96	80.75/0.99	2.91	87.5/26	89/30	89/28.5	80.2/0.99	92/32.5	84.5	87.41	85.8/9	86.1/14	74.5/9	75.1/2.5	86.1/29	32	119.41
126	(38)	40	Sienna Screen McGrath Morgan Academy : Southern Region, USA	R	86.1/26.5	64/0.99	83.8/0.98	77/0.99	87.5/26.5	28.48	89.25/30	84/24	86.7/1	82.9/26.5	87.7/0.98	51.5	79.98	85.3/4	86.8/16	78/20	78.5/19	76.5/4	39	118.98
173	(42)	41	Katherine McCann Goggin-Carroll : Eastern Region, Canada	R	80/2.5	74.65/26	87.2/15.5	87.5/27	85/14.5	56	84/17	72.25/0.97	84.75/0.98	80.1/0.99	89.5/6	7.97	63.97	85/2	86/13	77/17	79/25	82/14	44	107.97
101	(45)	42	Payton Walsh Flynn : Mid Atlantic Region, USA	R	80/2.5	62/0.98	87.8/22.5	77/0.99	81/0.99	4.48	89/29	88/28	86.4/1	83/28.5	87.8/0.98	57.5	61.97	87.7/19	84/4	72.5/3	79.8/33	84.3/22	45	106.97
127	(41)	43	Audrey McKenna Bell : Mid America Region, USA	R	78/0.99	62/0.98	85.2/1	90.4/43	82/0.99	2.98	90/32	81.25/17.5	87.5/9.5	82.2/15	91.75/30.5	63	65.98	88/21	84.7/6	76.5/16	77.8/12	79/7.5	35.5	101.48
103	(49)	44	Noelle Cummins Harney Pender Keady Academy : Mid Atlantic Region, USA	R	83/14.5	70/7.5	77/0.96	84/17.5	77/0.97	22.97	80.25/7	81.5/19	86.1/0.99	83.4/34	89.1/1	27	49.97	88.2/23	84.5/5	85.5/34	78.4/18	77/5.5	46.5	96.466
186	(51)	45	Keira Rose Greaney Doherty Petri : USA and Ireland	R	89.3/36	64/0.99	84/0.98	76/0.98	89.75/36	37.98	74/0.99	75/0.99	87.5/9.5	79.5/0.98	88/0.99	2.96	40.94	85.7/8	95/47	79/22	76.5/6	85/24	54	94.939
133	(39)	47	Aileen Hanley Mulvihill-Lynch : Mid Atlantic Region, USA	R	80/2.5	71.5/14	85.6/3	76/0.98	76/0.96	6.48	90.1/33	83.5/23	88.3/18.5	81/2.5	90.3/19	60.5	66.98	85.2/3	83/3	73.5/6.5	75.1/2.5	84.1/21	12.5	79.483
187	(46)	48	Amelia Radomski Cashel Academy : Mid America Region, USA	R	90.2/39	71.35/13	87.4/18	77.5/1	81.25/0.99	32	79.5/3.5	89.75/33	82.25/0.96	80.9/1	90.5/21.5	26	58	85.5/6	85/8	72/2	76.6/7	84.5/23	21	78.996
165	(48)	49	Maeve Kipp Michael Patrick Gallagher : Western Region, USA	R	83.4/16.5	70.25/9	87/14	84/17.5	83.75/5.5	39.5	81/9	75.25/0.99	87.75/12.5	77.75/0.98	82.3/0.95	10.96	50.46	87.6/18	88.1/24.5	73.2/5	75.2/4	77/5.5	28.5	78.964
169	(50)	50	Caitlin Jochum Culkin : Southern Region, USA	R	83.4/16.5	73/19	87.4/18	78/1	82.25/0.99	35.5	68/0.96	73.25/0.98	84/0.97	81.3/6	90.25/17	7.95	43.45	86/10	85.3/10	73.5/6.5	77/8	79.5/9	27	70.448
190	(47)	51	Cora Cummins Harney Pender Keady Academy : Mid Atlantic Region, USA	R	94/46	70/7.5	86.8/11.5	81/11.5	87.5/26.5	49.5	81.5/10	77.25/1	82.75/0.96	81.1/4	89/1	6	55.5	70/1	85.5/11	71/1	78.9/23.5	70/1	13	68.496



Final Result for Competition 27 : Girls Under 10

WMH = World Medal Holder : OS = Overseas : WQ = World Qualifier : R = Recaller : Score = Judges marks : IP = Irish Points (Grid Score) : FTC = Failed To Complete

Card	Position @ recall	Final Place	Name/School	Status	ROUND 1 : Score/IP					1st Round Total (IP)	ROUND 2 : Score/IP					2nd Round total (IP)	Total IP for Rounds 1 & 2	ROUND 3 : Score/IP					3rd Round Total (IP) *	TOTAL IP *
108	(52)	52	Isla Jurgenson Bellator Academy : Mid America Region, USA		87/29	74.5/25	80/0.97	81/11.5	76/0.96	37.47	69.1/0.97	70.75/0.96	83.5/0.97	78.75/0.98	90.25/17	2.92	40.38							40.384
129	(53)	53	Virginia Reynolds Triggle Academy : Southern Region, USA		90.5/41	62.85/0.99	82/0.97	82/13.5	79.5/0.98	15.46	84.5/18	74.5/0.98	85.25/0.98	74.75/0.96	90.75/23.5	19.97	35.43							35.432
194	(54)	54	June Bridges Donny Golden : Mid Atlantic Region, USA		82/11	60.95/0.96	85.1/0.99	72/0.96	81/0.99	2.94	68.25/0.97	72/0.97	89.6/34	83.1/30	88.8/0.99	31.96	34.91							34.908
170	(55)	55	Ella Flanigan Mullane Godley : Mid America Region, USA		86.1/26.5	76/32	81.5/0.97	74/0.97	83/1	28.47	67/0.95	70.5/0.96	83.5/0.97	73.25/0.96	89/1	2.88	31.36							31.357
163	(56)	56	Eva Hunter DeNogla Academy : Mid Atlantic Region, USA		78/0.99	74/24	82/0.97	76/0.98	87.25/25	25.97	68/0.96	76.25/0.99	86.25/0.99	78.5/0.98	89.5/6	2.97	28.94							28.939
119	(57)	57	Fiona Newsome Goggin-Carroll : Eastern Region, Canada		84/18	61.25/0.97	85.8/5.5	88/29.5	83/1	24.5	78.5/1	68.75/0.95	84.1/0.97	79.5/0.98	87.4/0.97	2.93	27.43							27.428
193	(58)	58	Isla McDonagh Forbes : New England Region, USA		80/2.5	66.85/2	88.5/32	73/0.97	84.5/11.5	16	73.5/0.99	78.5/6	87.25/6.5	78.25/0.98	87.5/0.97	7.97	23.97							23.967
161	(59)	59	Mia Butler Bellator Academy : Mid America Region, USA		72.1/0.96	65.65/1	85.8/5.5	77.5/1	77.5/0.97	2.96	70.5/0.98	73.75/0.98	88.25/16.5	82.3/17	89/1	18.48	21.44							21.439
177	(60)	60	Mora Hockinson Keigher Academy : Mid America Region, USA		73.8/0.97	58.85/0.95	83.3/0.98	73.5/0.97	74.25/0.95	2.89	74/0.99	74.75/0.99	88.6/23	82.2/15	89.25/2.5	18.49	21.38							21.384
152	(61)	61	Avery Higgins Flynn : Mid Atlantic Region, USA		88/31.5	62.25/0.98	86.6/9	78/1	84/7.5	17.5	72.5/0.99	71.5/0.97	85.5/0.99	79/0.98	88/0.99	2.95	20.45							20.45
120	(62)	62	Avery Goin Harney Pender Keady Academy : New England Region, USA		72.1/0.96	62/0.98	87.4/18	76/0.98	80.5/0.98	2.94	72/0.98	69/0.95	87.6/11	81.2/5	90/13.5	16.98	19.93							19.926
202	(63)	63	Maeve Kane Keane O'Brien Academy : New England Region, USA		82.1/12	73/19	82/0.97	78/1	78.75/0.98	13.97	67/0.95	77.75/2	88.3/18.5	80.8/1	87.3/0.97	3.97	17.94							17.943
181	(64)	64	Bella Pitterle Trinity Academy : Mid America Region, USA		74.6/0.97	61/0.97	85.1/0.99	73/0.97	73.74/0.95	2.91	79.5/3.5	70/0.96	86.5/1	82.5/19.5	89.75/8.5	13	15.9							15.904
125	(65)	65	Rory Clare Southard Richens/Timm : Mid America Region, USA		71.3/0.95	63.5/0.99	85.1/0.99	72/0.96	81.5/0.99	2.94	71/0.98	70.5/0.96	84.25/0.97	81.9/11	89.8/10.5	12.45	15.39							15.395
164	(66)	66	Eloise Gervais Aisling Mor Academy : Mid Atlantic Region, USA		79.8/1	61.35/0.97	86.4/7.5	77/0.99	85.75/19.5	9.49	69/0.97	72.75/0.98	84/0.97	73/0.95	86.75/0.96	2.9	12.39							12.392
136	(67)	67	Harper Goode Goode Academy : Southern Region, USA		70/0.95	58.5/0.95	75/0.95	68/0.95	80/0.98	2.85	80/6	80/12	85/0.98	80/0.99	87/0.97	7.97	10.82							10.819
157	(68)	68	Londyn Lewis Celtic Steps : Western Region, USA		78/0.99	68/5.5	86.7/10	75.5/0.98	75/0.96	7.47	77.75/1	73.5/0.98	85.25/0.98	74/0.96	87.75/0.98	2.94	10.41							10.41
178	(69)	69	Karina Sach Scariff Lockflier Leonelli : Southern Region, USA		80.3/5.5	70.75/12	79.1/0.96	74/0.97	81.75/0.99	7.47	70.75/0.98	71.25/0.97	84.75/0.98	75.5/0.96	89.25/2.5	2.92	10.39							10.387
121	(70)	70	Elena Jirschele Kinsella : Mid America Region, USA		70.4/0.95	63/0.99	81.2/0.97	79/4	76/0.96	2.92	68.9/0.97	77/1	88.1/15	75/0.96	89.3/4	5.96	8.88							8.879
204	(71)	71	Makena Kapusinski Trinity Academy : Mid America Region, USA		77/0.98	60.75/0.96	76.3/0.95	72/0.96	83.75/5.5	2.91	67.9/0.96	86/26	86.8/4	79.25/0.98	87.75/0.98	5.96	8.87							8.866
179	(72)	72	Keira Tapley Legacy Irish Dance Academy : Southern Region, USA		74.6/0.97	76/32	84.5/0.99	73/0.97	73.5/0.95	2.93	86/23	77.5/1	84.5/0.98	81/2.5	88.25/0.99	4.49	7.42							7.415
195	(73)	73	Isla Nolan The Michaela Hinds Academy : Eastern Region, Canada		78.3/0.99	58.75/0.95	83.2/0.98	78.5/2	84/7.5	3.97	67.75/0.96	70.25/0.96	81.75/0.95	80.6/1	86.73/0.96	2.88	6.85							6.848
196	(74)	74	Isla Ford Whelan Academy : Western Region, USA		75.1/0.98	63.5/0.99	84.8/0.99	80/8.5	80.25/0.98	2.96	82.5/12	74/0.98	85.1/0.98	80.2/0.99	88.75/0.99	2.97	5.93							5.926
158	(75)	75	Abigail Painter Santacroce : New England Region, USA		75.6/0.98	62.65/0.98	84.8/0.99	73/0.97	77/0.97	2.93	79.75/5	76.5/1	85.75/0.99	80.5/1	86.25/0.95	2.98	5.91							5.909
139	(76)	76	Kendall Fannon Harney Pender Keady Academy : New England Region, USA		74.4/0.97	67/3	84/0.98	74/0.97	80.25/0.98	2.94	77/1	76/0.99	88/14	78/0.98	87.25/0.97	2.97	5.9							5.904



Final Result for Competition 27 : Girls Under 10

WMH = World Medal Holder : OS = Overseas : WQ = World Qualifier : R = Recaller : Score = Judges marks : IP = Irish Points (Grid Score) : FTC = Failed To Complete

Card	Position @ recall	Final Place	Name/School	Status	ROUND 1 : Score/IP					1st Round Total (IP)	ROUND 2 : Score/IP					2nd Round total (IP)	Total IP for Rounds 1 & 2	ROUND 3 : Score/IP					3rd Round Total (IP) *	TOTAL IP *
171	(77)	77	Catherine Brady Goulding : New England Region, USA		77/0.98	60.6/0.96	84.5/0.99	70/0.95	85.5/17.5	2.93	78/1	74.25/0.98	87.75/12.5	80.1/0.99	88/0.99	2.97	5.9							5.899
159	(78)	78	Lyra Devlin Harney Pender Keady Academy : New England Region, USA		73.5/0.97	70.5/11	83.5/0.98	74/0.97	82.75/1	2.95	71/0.98	74.5/0.98	85/0.98	71.5/0.95	88.25/0.99	2.95	5.9							5.896
149	(79)	79	Emersyn Connolly Keane O'Brien Academy : New England Region, USA		77/0.98	79/39	85/0.99	77/0.99	77.25/0.97	2.96	70/0.97	75/0.99	84.25/0.97	72/0.95	87.5/0.97	2.92	5.89							5.886
117	(80)	80	Samantha McAdams Trinity Academy : Mid America Region, USA		74/0.97	62.65/0.98	81.5/0.97	80/8.5	80/0.98	2.93	69.1/0.97	79.75/11	85.6/0.99	78/0.98	88.3/0.99	2.95	5.88							5.8845
197	(81)	81	Harper Earley Mulcahy Academy : New England Region, USA		77.6/0.98	62/0.98	85.4/1	74/0.97	82.5/1	2.96	73/0.99	72.5/0.97	81.5/0.95	75.75/0.97	87.8/0.98	2.92	5.88							5.875
140	(82)	82	Lily Hall McCarthy : Mid Atlantic Region, USA		75.2/0.98	61.85/0.97	84.8/0.99	72/0.96	85/14.5	2.94	72.5/0.99	74/0.98	83.5/0.97	81.5/8	86.75/0.96	2.94	5.87							5.874
110	(83)	83	Kathleen Heelen Kristin Butke : Southern Region, USA		86/25	66.5/1	71/0.95	71/0.96	77.5/0.97	2.93	71.5/0.98	76.75/1	85.5/0.99	77.25/0.97	87.1/0.97	2.94	5.87							5.867
183	(84)	84	Eliza Mains Grafton Street Academy : Western Region, USA		77.8/0.98	67.25/4	82/0.97	71/0.96	82.75/1	2.95	68/0.96	76/0.99	83.25/0.97	76.5/0.97	87.25/0.97	2.9	5.86							5.8555
188	(85)	85	Aislynn Rocamora Power Academy : Western Region, USA		79.2/1	66/1	83/0.98	77/0.99	76.75/0.97	2.97	69/0.97	69/0.95	81/0.95	80.3/0.99	87/0.97	2.88	5.85							5.8495
114	(86)	86	Maria Krasnikova Gott-Hughton Academy : Western Region, Canada		72/0.96	62/0.98	78/0.96	70/0.95	79/0.98	2.89	70.2/0.98	78.75/7	85.75/0.99	75.25/0.96	88.5/0.99	2.95	5.85							5.849
115	(87)	87	Lauren Fahrenbach Mullane Godley : Mid America Region, USA		75/0.98	60/0.96	85.5/2	76/0.98	75/0.96	2.92	71.75/0.98	71/0.96	86.25/0.99	79.75/0.99	86.5/0.96	2.93	5.85							5.847
123	(88)	88	Elizabeth Gibbons McNulty : Mid America Region, USA		72.4/0.96	60.65/0.96	84.8/0.99	75/0.98	78.5/0.97	2.91	66/0.95	78/3.5	83.1/0.97	77.5/0.97	88.6/0.99	2.93	5.84							5.843
206	(89)	89	Mary Kate Veeneman DeNogla Academy : Mid Atlantic Region, USA		78/0.99	62.65/0.98	85.1/0.99	76.5/0.99	80/0.98	2.96	65/0.95	69.25/0.95	82.5/0.96	76.25/0.97	86.7/0.96	2.87	5.83							5.83
137	(90)	90	Nora Pearson McGing : Mid America Region, USA		72.3/0.96	59/0.95	82/0.97	70/0.95	78.25/0.97	2.89	69/0.97	77/1	86/0.99	77/0.97	86.5/0.96	2.93	5.82							5.8155
176	(91)	91	Molly Gorman Brady Campbell : Mid America Region, USA		75/0.98	60.95/0.96	83/0.98	76.5/0.99	74.25/0.95	2.91	76/0.99	71.75/0.97	81.75/0.95	73.75/0.96	87.5/0.97	2.9	5.81							5.814
200	(92)	92	Makenna Windholz Avoca Irish Dance : Western Region, USA		80.3/5.5	61.25/0.97	76.5/0.96	76.5/0.99	81.5/0.99	2.94	66.5/0.95	69.75/0.96	82.1/0.96	74.5/0.96	86.3/0.95	2.87	5.81							5.811
141	(93)	93	Caitleen Fahey Whelan Academy : Western Region, USA		72.3/0.96	60.15/0.96	85.3/1	69/0.95	84.5/11.5	2.92	68/0.96	71/0.96	83/0.96	82.5/19.5	86/0.95	2.89	5.81							5.8065
143	(94)	94	Madeline McHugh Trinity Academy : Mid America Region, USA		71.7/0.96	59.85/0.95	74/0.95	78/1	75.5/0.96	2.87	73/0.99	83/22	82.5/0.96	77.5/0.97	87.5/0.97	2.94	5.8							5.804
182	(95)	95	Eva Petrone Griffith Academy : New England Region, USA		73.8/0.97	62/0.98	82.4/0.97	77/0.99	77.75/0.97	2.92	65/0.95	73/0.98	82/0.96	76/0.97	86.5/0.96	2.88	5.8							5.7995
118	(96)	96	Fiona Lambros Carpenter Academy : Southern Region, USA		71/0.95	61/0.97	73/0.95	80/8.5	73/0.95	2.87	70/0.97	70.75/0.96	84.75/0.98	76.75/0.97	87.9/0.98	2.92	5.79							5.789
154	(97)	97	Alessia Myers McDonough-Grimes : New England Region, USA		78/0.99	61.55/0.97	78.1/0.96	70/0.95	75.5/0.96	2.89	67/0.95	72.5/0.97	83.75/0.97	73.5/0.96	87/0.97	2.89	5.78							5.7835
124	(98)	98	Madison Richards Sheila Healy Academy : Mid America Region, USA		74.2/0.97	60.35/0.96	77/0.96	73/0.97	74/0.95	2.88	67.2/0.96	69.5/0.95	81.25/0.95	74.25/0.96	86.7/0.96	2.87	5.75							5.7535
199	(99)	99	Kaelyn Keefe Costello Irish Dance : Eastern Region, Canada		70/0.95	58.85/0.95	77/0.96	75/0.98	76.25/0.96	2.87	71/0.98	69.5/0.95	80.75/0.95	72.75/0.95	86.2/0.95	2.86	5.73							5.733
131	(100)	100	Nora Scully Trinity Academy : Mid America Region, USA		78/0.99	60/0.96	76.5/0.96	70/0.95	74.5/0.96	2.87	67.5/0.96	68.75/0.95	81.5/0.95	77/0.97	85.75/0.95	2.86	5.73							5.7275
174	(101)	101	Sydney Collard The Kelly School of Irish Dance : New England Region, USA		72/0.96	61.85/0.97	77.3/0.96	68/0.95	70/0.95	2.87	67/0.95	70/0.96	81.25/0.95	72.5/0.95	85.5/0.95	2.86	5.72							5.7225



Final Result for Competition 27 : Girls Under 10

WMH = World Medal Holder : OS = Overseas : WQ = World Qualifier : R = Recaller : Score = Judges marks : IP = Irish Points (Grid Score) : FTC = Failed To Complete

Card	Position @ recall	Final Place	Name/School	Status	ROUND 1 : Score/IP					1st Round Total (IP)	ROUND 2 : Score/IP					2nd Round total (IP)	Total IP for Rounds 1 & 2	ROUND 3 : Score/IP					3rd Round Total (IP) *	TOTAL IP *
					Maire Dixon	Michael Donnellan	Isabella Fogarty	Caroline Greene-Parfery	Cian Nolan		Gerard Carroll	Maeve Croke	Sonia Leonard-Hanly	Attracta Quinn	Claire Usher-McMorrow			Helan Greene	Peg Griffiths	Sarah Irwin-Groenewoud	Patricia Murphy	Lisa Waites		
112	(102)	102	Ellie Fraser Murphy Academy : New England Region, USA		70/0.95	60.5/0.96	68/0.95	68/0.95	69/0.95	2.85	65/0.95	68.5/0.95	82.5/0.96	72.25/0.95	86.8/0.96	2.86	5.71							5.7065
172	(37)	FTC	Hallie Lemminger Beglan Academy : Mid America Region, USA	R	78/0.99	70.35/10	85.3/1	87/25	84.25/9.5	20.5	83.5/15	82/20	89.25/31	82.9/26.5	89.75/8.5	61.5	82	0/0	0/0	0/0	0/0	0/0	0	81.999