




# North American Irish Dance Championships 2023



## Results for Competition 18A : Ladies Under 19 - A

### Adjudicators

#### *Round 1*


**Conor Ayres**  
**Maeve Croke**  
**Isabella Fogarty**  
**Karyn Oster**  
**Ailis O'Dowda**

#### *Round 2*

**Sarah Irwin-Groenewoud**  
**Brian Sexton**  
**Debbie Trainor**  
**Claire Usher-McMorrow**  
**Lisa Waites**

#### *Round 3*


**Sharon O'Brien**  
**Attracta Quinn**  
**Pauline Shaw**  
**Julie Showalter-Marshall**  
**Michael Toal**



## Final Result for Competition 18A : Ladies Under 19 - A

WMH = World Medal Holder : OS = Overseas : WQ = World Qualifier : R = Recaller : Score = Judges marks : IP = Irish Points (Grid Score) : FTC = Failed To Complete


Card	Position @ recall	Final Place	Name/School	Status	ROUND 1 : Score/IP					1st Round Total (IP)	ROUND 2 : Score/IP					2nd Round total (IP)	Total IP for Rounds 1 & 2	ROUND 3 : Score/IP					3rd Round Total (IP) *	TOTAL IP *
					Conor Ayres	Maeve Croke	Isabella Fogarty	Karyn Oster	Allis O'Dowda		Sarah Inwin-Groenewoud	Brian Sexton	Debbie Trainer	Claire Usher-McMorrow	Lisa Waites			Sharon O'Brien	Attracta Quinn	Pauline Shaw	Julie Showalter-Marshall	Michael Toal		
143	(1)	1	Mary Ellen Conway McGahan Lees : Southern Region, England	OS	94/65	89.5/56	97/100	98/100	93/75	240	97/100	91/54.5	92.5/87.5	96/100	94/75	262.5	502.5	97.5/100	88/100	96/100	96.5/75	93/100	300	802.5
147	(3)	2	Tegan McConomy McConomy-Bradley-Doherty : Cuige Uladh, Eire	OS	94.1/75	92/65	96/75	89.5/47	91/60	200	91/50	88.2/1	92.5/87.5	95.5/75	95/100	212.5	412.5	96/56	87/75	95/75	97/100	90.5/75	225	637.5
164	(2)	3	Kate Gardella Hughes-Farrelly : Mid America Region, USA	WMH	94.2/100	93/75	91/43	97/75	94/100	250	96/75	90.8/47	90/65	95/65	93/65	195	445	96.8/75	84.9/56	78/24.5	90/33	85/36.5	125.5	570.5
116	(4)	4	Emalee Chapple Watt : Western Region, Canada	WQ	93/39	94/100	93.85/56	91/53	90/53	162	93/53	90.9/50	84/50	93.5/50	91/53	153	315	95.7/47	85.6/60	89/53	96/65	90/65	178	493
119	(5)	5	Kristen Pietersma Blakey O'Brien : Western Region, Canada	WMH	92.7/38	89/53	95/65	93/60	92/65	178	95.5/65	87.75/0.99	80/36.5	92.75/45	91/53	134.5	312.5	94.8/35	80/28	87/47	90.5/36	89/54.5	118	430.5
132	(77)	6	Lucy Willis The O'Faolain Academy : Mid America Region, USA	WQ	91/34	82.5/38	90/41	89/43	81/35	114	85/26.5	92/75	88/60	94/56	88.5/36	152	266	95.9/53	84.5/53	92/65	92.6/47	85.5/38.5	153	419
173	(77)	7	Kyra Mediratta The Michaela Hinds Academy : Eastern Region, Canada	WQ	93.9/60	91/60	89/37.5	88.75/41	88/47	148	90.5/47	91.5/60	81/40	90.5/31	83.5/14.5	118	266	96.3/65	82.6/47	85.5/43	92.3/45	84/32.5	135	401
176	(6)	8	Aisling O Sullivan The John Lonergan Academy : Cuige Mumhan, Eire	OS	93.8/56	87/45	88/32.5	86.5/34	89/50	129	89/39	92.5/100	85/53	90.75/32.5	90.5/47	139	268	95.3/41	81.7/36	76/22	93.3/53	86/42	119	387
123	(9)	9	Aine Steele McGing : Mid America Region, USA	WQ	93.1/41	82/37	92.5/47	90/50	78/29	125	94/56	88.75/8.5	83/47	91.25/35	89/38.5	120.5	245.5	96.1/60	81.5/33	85/40	93.5/56	85/36.5	132.5	378
162	(11)	10	Jessica O'Hara Hopkins McSloy Academy : Southern Region, England	OS	93.7/53	80/28.5	88.75/36	89.25/45	90.5/56	134	84/23.5	89.6/25	87/56	91.5/36	88.5/36	97	231	95/37	84/50	80.5/29	91.5/38	83/28.5	104	335
102	(147)	11	Kaylee Logatto Kavanagh Porter Academy: USA and Ireland	WQ	85/26	88/50	87.5/28.5	75/14	85/41	95.5	86/30.5	90.6/45	79.5/35	92.25/41	88.5/36	112	207.5	95.4/43	81.9/38.5	91/60	92/41	81/21.5	122.5	330
130	(13)	12	Tamsyn Gorman Michael Patrick Gallagher : Western Region, USA	WQ	93.3/45	80.5/31	94/60	79/20	79.5/32	108	87.5/36	89.75/29	81/40	92/38.5	85.5/24.5	103.5	211.5	94.1/29	74.5/20	88/50	91.8/39	89.5/60	118	329.5
153	(10)	13	Mackenzie Clinton An Clár : Mid Atlantic Region, USA	WQ	91.1/35	83.5/41	93.5/53	88.25/38	78.5/30	114	87/34.5	91/54.5	79/33.5	89.75/25.5	91/53	121	235	95.1/38	74.25/19	83.5/35.5	83.2/15	87/47	92.5	327.5
105	(147)	14	Louise Fitzpatrick McGahan Lees : Southern Region, England	OS	83/20	84/43	92/45	80/22	86/45	110	86.5/33	91.7/65	77/27.5	90.75/32.5	87.5/32	97.5	207.5	94.6/33	82/41	84/37	94/60	84/32.5	111	318.5
142	(16)	15	Phife MacGabhann Healy : Western Region, USA	WQ	93.2/43	87.5/47	84/16	88.5/39	71.5/13	98	95/60	87.23/0.98	80/36.5	92/38.5	87/30.5	105.5	203.5	94.5/32	86.5/65	86/45	88.2/30	80/17.5	107	310.5
101	(17)	16	Nina Harrington Celtic Steps : Western Region, USA	WQ	86/28	80/28.5	82/4.5	85/31	84/39	87.5	88/37.5	90.1/35	81.5/43	92.5/43	86/26.5	115.5	203	95.6/45	81.6/34.5	90/56	86.7/25	77.5/10	104.5	307.5
124	(19)	17	Teagan Rossitto Craoi na Tire : Mid America Region, USA	WQ	93.5/50	81/33.5	89/37.5	87/35	82/36	108.5	89.7/41	89.25/17.5	80.5/38	90.25/29.5	81.5/10	85	193.5	94.4/31	82.3/45	85/40	87/27	86/42	113	306.5
118	(18)	18	Maeve Galla Leneghan : Mid America Region, USA	WQ	81.4/14	74/10	88/32.5	96/65	83/38	84.5	88/37.5	88.85/11	79/33.5	93.75/53	90/44	115	199.5	93.6/26	81.8/37	81.5/32	91/37	83.5/30.5	99.5	299
113	(12)	19	Maya Reese Drake : Southern Region, USA	R	84.5/24	73.5/8	86.75/24.5	88/37	80/33.5	82	90/44	87.7/0.99	77.5/29	94.5/60	91.5/60	133	215	93.8/27	78/26	79.5/27	89/31	78.5/13.5	80	295
137	(21)	20	Meave Serb Mullane Godley : Mid America Region, USA	R	91.5/36	78/23	88.25/34	92/56	76/25	95	90/44	89.5/23.5	75/23.5	89.5/23.5	88/33.5	80.5	175.5	93.5/25	81.6/34.5	78/24.5	90.2/34.5	89/54.5	94	269.5
154	(22)	21	Elis Clingenpeel Drake : Southern Region, USA	R	90.9/33	79.5/26	87.75/30.5	71.75/7	76.5/26	82.5	79/6.5	90.3/39	71/12.5	93/47	89/38.5	90	172.5	93.1/23	75.25/23	81/30	89.2/32	86.5/45	85	257.5
166	(20)	22	Annie Stewart Sullivan-Stewart : New England Region, USA	R	81.5/15	81.25/35	89.5/39	85.5/32	68/2.5	82	83/19	89.8/30.5	78/30.5	91/34	88/33.5	94.5	176.5	94/28	81/29	75/19	86/23	84.5/34.5	80	256.5
158	(23)	23	Victoria Corcoran Mulvihill-Lynch : Mid Atlantic Region, USA	R	93.4/47	80.25/30	87.5/28.5	81/25	65.50/9.99	83.5	86/30.5	89.3/19.5	72.5/17	88.75/17.5	89.5/41	67.5	151	94.7/34	81.2/30	83.5/35.5	92.8/50	81.5/23.5	99.5	250.5
106	(25)	24	Kezia Coutts Steel : Western Region, Canada	R	84/23	83/39	86/23	65/0.99	71/12	58	84/23.5	89.7/27.5	78.5/32	91.75/37	85/22	83	141	95.8/50	81.4/32	77/23	88/29	85.5/38.5	99.5	240.5
155	(28)	25	Keira Anne MacDermott Heritage Irish Dance Company : Mid Atlantic Region, USA	R	82.1/18	80.75/32	93.25/50	86/33	67.5/1	83	81.5/13	89.2/16	70/7	89.25/21.5	81/8.5	37.5	120.5	92.9/22	82.1/43	81.25/31	92.2/43	87.5/50	117	237.5



## Final Result for Competition 18A : Ladies Under 19 - A

WMH = World Medal Holder : OS = Overseas : WQ = World Qualifier : R = Recaller : Score = Judges marks : IP = Irish Points (Grid Score) : FTC = Failed To Complete


Card	Position @ recall	Final Place	Name/School	Status	Conor Ayres	Maeve Croke	Isabella Fogarty	Karyn Oster	Allis O'Dowda	1st Round Total (IP)	Sarah Inwin-Groenewoud	Brian Sexton	Debbie Trainer	Claire Usher-McMorrow	Lisa Waites	2nd Round total (IP)	Total IP for Rounds 1 & 2	Sharon O'Brien	Attracta Quinn	Pauline Shaw	Julie Showalter-Marshall	Michael Toal	3rd Round Total (IP) *	TOTAL IP *
					ROUND 1 : Score/IP					ROUND 2 : Score/IP					ROUND 3 : Score/IP									
148	(27)	26	Nora Pierce O'Shea-Chaplin : New England Region, USA	R	80.3/8	81.5/36	88.5/35	87.5/36	85.5/43	107	82/14.5	88.5/3	69/3	90/27.5	77/0.99	20.5	127.5	92.8/21	76/25	82/33	85.7/21	78/11.5	67	194.5
186	(24)	27	Katie Hall Teelin School : Southern Region, USA	R	89.6/32	81/33.5	87.75/30.5	82.5/27	82.5/37	96	85.5/28.5	87.8/0.99	76/25	88.75/17.5	79.5/4.5	47	143	91.9/16	81.3/31	71/15	82.5/13	78/11.5	44	187
185	(26)	28	Margaret Metzén Glencastle Irish Dancers : Mid America Region, USA	R	83.3/21	78.75/24	82/4.5	80.75/24	80/33.5	69	84.5/25	89.3/19.5	76.5/26	86.25/1	86.5/28.5	70.5	139.5	91.7/15	75/22	69/12	76/10	80.5/19.5	46.5	186
117	(37)	29	Sarah Duval O'Shea-Chaplin : New England Region, USA	R	77.7/0.99	66/0.98	83/11.5	69/1	79/31	13.48	86.2/32	89.85/32	75/23.5	89/19.5	77/0.99	75	88.48	95.2/39	79/27	80/28	86.8/26	84.5/34.5	89.5	177.98
152	(30)	30	Molly Humphrey McInerney : New England Region, USA	R	81/13	73.75/9	84.5/18.5	73.5/11	66.5/1	33	80.5/11.5	90.5/43	77/27.5	90.25/29.5	84/17	74	107	90.2/10	74.75/21	79/26	90.2/34.5	81/21.5	68.5	175.5
160	(40)	31	Elizabeth Lind Onórach Mulhern Geraghty : USA & Ireland	R	84.9/25	79.75/27	85.75/22	78.5/19	69.5/8	66	75/1	87.7/0.99	60/0.98	88.25/13.5	73/0.98	2.96	68.96	94.9/36	81.9/38.5	84.5/38	87.7/28	79.5/15.5	102	170.96
125	(34)	32(T)	Riley Pantalena Marie Moore : Mid Atlantic Region, USA	R	85.5/27	79/25	84.75/20	74/12	74/20	65	83/19	88.45/1.5	78/30.5	88/11.5	77/0.99	32	97	93.3/24	73/14	83/34	84/18	81.5/23.5	65.5	162.5
182	(32)	32(T)	Allyson Johns Richens/Timm : Mid America Region, USA	R	80.4/9	69.25/0.99	83.25/14	75.5/15	75.5/23.5	38	82.5/16.5	87.6/0.98	82/45	89.75/25.5	85.5/24.5	66.5	104.5	92.5/18	75.5/24	72/16	83/14	83/28.5	58	162.5
112	(29)	34	Fiona Carson McTeggart : Western Region, USA	R	80/5	70.5/1	87/26.5	80.5/23	77/27	54.5	83.5/21.5	88.9/12	73.5/20	86/1	87/30.5	53.5	108	90.5/11	73.5/16	70/13.5	86.5/24	82.5/27	53.5	161.5
127	(31)	35	Evelyn Gardner Brenyo Irish Dance : Eastern Region, Canada	R	82.5/19	77/20	85.25/21	76/16	68.5/4.5	55	85.5/28.5	87.65/0.99	72/15.5	87.5/7.5	86.5/28.5	51.5	106.5	92.2/17	73.25/15	75.75/21	83.5/16	78.5/13.5	48	154.5
184	(33)	36	Rose Meschi Doherty Petri : USA and Ireland	R	83.5/22	77.25/21	81/1	79.5/21	67.5/1	43	87/34.5	89.25/17.5	70.5/10	89.25/21.5	84/17	56	99	91/12	74/18	74/17	78/11	80/17.5	46.5	145.5
103	(36)	37	Emma Johnston Hopkins McCloy Academy : Southern Region, England	R	79/0.99	73/6	79/0.99	70/1	67/1	2.99	85/26.5	89.9/33	74/21.5	90/27.5	90/44	87	89.99	94.3/30	72.5/13	75.5/20	84.4/19	79.5/15.5	54.5	144.49
170	(35)	38	Emily Morehouse Scoil Rince Luimni : New England Region, USA	R	89.5/31	76.75/19	84.5/18.5	84/29	74.5/21	69	76/1	88.8/10	71/12.5	86.75/1.5	86/26.5	24	93	92.6/19	72/12	70/13.5	81/12	83.5/30.5	44.5	137.5
183	(38)	39	Gemma Hutton Kotelnicki : Mid Atlantic Region, USA	R	81.6/16	76.25/17	82.25/8.5	84.5/30	66/0.99	41.5	82.5/16.5	89.4/21.5	71.5/14	86.5/1	83/13	43.5	85	91.5/14	71/11	68/10.5	85/20	82/25.5	45	130
149	(39)	40	Morgan Williams Rince Na Tiarna : Mid Atlantic Region, USA	R	87/29	74.5/12	86.75/24.5	82/26	66.5/1	62.5	75/1	89.1/14.5	68/1	89/19.5	67/0.97	16.5	79	91.3/13	70.5/10	68/10.5	85.8/22	80.5/19.5	43	122
133	(41)	41	Sara Nolan Sheila Healy Academy : Mid America Region, USA	R	80.7/12	72.5/5	82/4.5	59/0.97	73/17.5	21.5	80/9.5	90/34	72/15.5	88.5/15.5	80/6	40.5	62	92.7/20	73.75/17	74.5/18	83.6/17	82/25.5	55	117
104	(42)	42	Allyson Mohrman Rochester Academy : Mid Atlantic Region, USA		75/0.98	68/0.99	78/0.98	77/17	69/6.5	8.47	80/9.5	90.4/41	70.5/10	89.5/23.5	84.5/19.5	53	61.47							61.47
167	(43)	43	Kathleen Baldwin Celtic Academy : Mid America Region, USA		79.2/1	72.25/4	80/0.99	83/28	73/17.5	22.5	79/6.5	87.4/0.98	74/21.5	87.75/9.5	85/22	37.5	60							60
111	(44)	44	Catherine Anne Olney Rankin Holland : Mid America Region, USA		82/17	71/1	84/16	72/8	70/9	33	78/4	88.6/4.5	70.5/10	88.25/13.5	78/1	18.5	51.5							51.5
126	(45)	45	Autumn Dowdle Celtic Steps : Western Region, USA		80.5/10	75/14	78/0.98	70.5/2	70.5/10.5	22.5	83/19	88.75/8.5	69.5/4.5	87.25/5.5	83.5/14.5	28.5	51							51
135	(46)	46	Jessica Sellman The McLane School : Southern Region, USA		89/30	71.25/1	87/26.5	68/0.99	73.5/19	46.5	74/0.99	87/0.98	63/0.99	84/0.99	78/1	2.97	49.47							49.47
122	(47)	47	Lavinia Cygan Richens/Timm : Mid America Region, USA		80.1/6	76/16	79.5/0.99	78/18	66/0.99	22.99	83.5/21.5	87.75/0.99	62/0.99	86.75/1.5	85/22	23.99	46.98							46.98
138	(48)	48	Emma Johnston Corda Mor : Mid America Region, USA		80.2/7	70.75/1	83/11.5	72.5/9	72.5/16	27.5	78.5/5	86.5/0.97	70/7	88/11.5	76/0.99	12.99	40.49							40.49
179	(49)	49	Claire Shane Corda Mor : Mid America Region, USA		92/37	74.75/13	83/11.5	69.25/1	69/6.5	31	75.5/1	89.4/21.5	66/1	87.25/5.5	78.5/1.5	8	39							39
187	(50)	50	Genavieve Osuna Celtic Steps : Western Region, USA		80.6/11	77.5/22	81.25/1	66.5/0.99	75.5/23.5	34	69/0.97	86.7/0.97	60.5/0.98	84/0.99	75.5/0.99	2.94	36.94							36.94



## Final Result for Competition 18A : Ladies Under 19 - A

WMH = World Medal Holder : OS = Overseas : WQ = World Qualifier : R = Recaller : Score = Judges marks : IP = Irish Points (Grid Score) : FTC = Failed To Complete

Card	Position @ recall	Final Place	Name/School	Status	ROUND 1 : Score/IP					1st Round Total (IP)	ROUND 2 : Score/IP					2nd Round total (IP)	Total IP for Rounds 1 & 2	ROUND 3 : Score/IP					3rd Round Total (IP) *	TOTAL IP *
					Conor Ayres	Maeve Croke	Isabella Fogarty	Karyn Oster	Allis O'Dowda		Sarah Inwin-Greenewood	Brian Sexton	Debbie Trainer	Claire Usher-McMorrow	Lisa Waites			Sharon O'Brien	Attracta Quinn	Pauline Shaw	Julie Showalter-Marshall	Michael Toal		
114	(51)	51	Riley Daley Gott-Hughton Academy : Western Region, Canada		79.5/1	72/3	81.5/1	73/10	75/22	14	80.5/11.5	87.8/0.99	70/7	88.5/15.5	78.5/1.5	20	34							34
150	(52)	52	Molly Reardon Cashel Academy : Mid America Region, USA		70.9/0.97	76.5/18	79/0.99	68.5/0.99	77.5/28	19.98	77.5/3	86.3/0.97	60.5/0.98	87.5/7.5	79/3	6.98	26.96							26.96
109	(53)	53	Meghan Schirm Shea-Jennings : Mid Atlantic Region, USA		74/0.98	70/0.99	76/0.98	60.5/0.98	65/0.99	2.95	74/0.99	90.15/36	69.5/4.5	86.5/1	84/17	22.5	25.45							25.45
115	(54)	54	Jessica Knott Triggelle Academy : Southern Region, USA		79.4/1	69/0.99	78.5/0.98	71/4	72/14.5	5.99	82/14.5	88.4/1	73/18.5	87/3.5	76/0.99	19	24.99							24.99
188	(55)	55	Caitlyn Kubista Inis Cairde : Southern Region, USA		79.1/0.99	74.25/11	84/16	65.5/0.99	68/2.5	14.49	77/1.5	88.7/6.5	73/18.5	85.75/0.99	73.5/0.98	8.99	23.49							23.49
163	(56)	56	Saskia Power Goggin-Carroll : Eastern Region, Canada		79.8/3	75.5/15	82/4.5	71.25/5	64/0.98	12.5	72/0.98	88.7/6.5	60/0.98	79.5/0.97	82/11.5	8.46	20.96							20.96
144	(57)	57	Julia Tynan Riordan : Mid Atlantic Region, USA		78.8/0.99	61.5/0.98	83/11.5	69.5/1	64.5/0.99	2.97	72/0.98	89.1/14.5	60/0.98	81.5/0.98	82/11.5	13.46	16.44							16.44
181	(58)	58	Kiera Shannon Walsh McDade-Cara : Mid Atlantic Region, USA		72.1/0.98	64.5/0.98	80.25/0.99	67.5/0.99	62.5/0.98	2.95	70.5/0.98	89.8/30.5	61/0.99	87/3.5	80.5/7	11.49	14.44							14.44
121	(59)	59	Katie Fitzpatrick Hogan Irish Dance Academy : Mid America Region, USA		71.5/0.98	61/0.98	76.75/0.98	59.5/0.98	62.5/0.98	2.93	71.5/0.98	90.25/38	67.5/1	87.75/9.5	74/0.98	11.48	14.41							14.41
172	(60)	60	Kaylynn Linsler McTeggart : Western Region, USA		79.2/1	66.5/0.99	82.25/8.5	70.75/3	68.5/4.5	8.5	75/1	88.3/1	61.5/0.99	83.5/0.98	84.5/19.5	2.98	11.47							11.47
129	(61)	61	Lisa Clinton Doherty Petri : USA and Ireland		76.9/0.99	62/0.98	82/4.5	71.5/6	60.5/0.97	6.46	79.5/8	87.95/0.99	63.5/0.99	82/0.98	74/0.98	2.97	9.43							9.43
110	(62)	62	Kayla Stone Jamieson : Mid Atlantic Region, USA		70.5/0.97	63/0.98	77.5/0.98	58/0.97	63/0.98	2.93	74.5/0.99	89.7/27.5	62/0.99	83.5/0.98	79.5/4.5	6.48	9.41							9.41
169	(63)	63	Grace Dawson Southern Irish Dance : Southern Region, USA		78.3/0.99	71.75/2	80.75/0.99	74.5/13	63.5/0.98	3.98	73/0.99	87.1/0.98	67/1	86/1	76.5/0.99	2.97	6.96							6.96
108	(64)	64	Keira Stack McGonagle School of Irish Dance : New England Region, USA		71/0.98	65/0.98	82/4.5	60/0.98	62/0.98	2.94	73.5/0.99	90.2/37	68.5/2	83/0.98	75/0.99	3.98	6.91							6.91
136	(65)	65	Kaitlin Lyne O'Donnell : Eastern Region, Canada		71.9/0.98	69.5/0.99	79.75/0.99	62/0.98	64/0.98	2.96	77/1.5	89/13	64/0.99	82/0.98	73/0.98	3.47	6.43							6.43
178	(66)	66	Darcie Andrews Realta : Cuige Uladh, Eire		79.3/1	69.75/0.99	81/1	64/0.99	67/1	2.99	73.5/0.99	88.6/4.5	66.5/1	85.5/0.99	74.5/0.99	2.98	5.96							5.96
165	(68)	67(T)	Selah Kennedy Fisher-McLeod : Western Region, USA		79.2/1	61.75/0.98	81/1	70.25/1	72/14.5	2.99	71/0.98	89.5/23.5	59/0.98	85/0.99	69/0.98	2.95	5.94							5.94
189	(67)	67(T)	Ashley McDonald Greene Academy : Western Region, USA		78.1/0.99	68.75/0.99	79.5/0.99	62.5/0.98	65.5/0.99	2.97	71.5/0.98	88.4/1	65/0.99	84.5/0.99	77.5/1	2.98	5.94							5.94
120	(69)	69(T)	Hannah Hartnett Heritage Irish Dance Company : Mid Atlantic Region, USA		74.6/0.98	71.5/1	80/0.99	57.5/0.97	63.5/0.98	2.96	74/0.99	89.65/26	65.5/1	85/0.99	72.5/0.98	2.98	5.93							5.93
159	(70)	69(T)	Jocelyn Ryan McDonough-Grimes : New England Region, USA		79.9/4	70.25/1	78.25/0.98	60.75/0.98	65/0.99	2.97	73/0.99	88.4/1	60/0.98	85.75/0.99	70/0.98	2.96	5.93							5.93
156	(72)	71(T)	Emily Wiebe Tara : Western Region, USA		79.6/1	73.25/7	79.5/0.99	59.75/0.98	62/0.98	2.96	71.5/0.98	88.1/0.99	59/0.98	80.5/0.98	75/0.99	2.95	5.91							5.91
168	(71)	71(T)	Keelin Fox Inishfree : New England Region, USA		77.1/0.99	68.5/0.99	78/0.98	69.75/1	70.5/10.5	2.97	70.5/0.98	87.9/0.99	57/0.97	85.25/0.99	63.5/0.97	2.94	5.91							5.91
141	(73)	73	Megan Hull O'Riada Manning : Mid America Region, USA		79.7/2	65.5/0.98	81.25/1	58.5/0.97	65.5/0.99	2.97	65/0.97	87.5/0.98	62/0.99	79/0.97	63/0.97	2.92	5.9							5.9
171	(74)	74	Michelle Germain Short : Mid Atlantic Region, USA		70/0.97	60/0.97	71/0.97	61.5/0.98	60/0.97	2.91	76/1	87.3/0.98	61/0.99	82.5/0.98	81/8.5	2.96	5.88							5.88
134	(75)	75	Camryn McHone Bracken : Western Region, USA		77/0.99	67/0.99	78.25/0.98	61/0.98	63/0.98	2.95	68/0.97	85/0.97	59/0.98	83/0.98	68/0.98	2.92	5.87							5.87



## Final Result for Competition 18A : Ladies Under 19 - A

WMH = World Medal Holder : OS = Overseas : WQ = World Qualifier : R = Recaller : Score = Judges marks : IP = Irish Points (Grid Score) : FTC = Failed To Complete

Card	Position @ recall	Final Place	Name/School	Status	ROUND 1 : Score/IP					1st Round Total (IP)	ROUND 2 : Score/IP					2nd Round total (IP)	Total IP for Rounds 1 & 2	ROUND 3 : Score/IP					3rd Round Total (IP) *	TOTAL IP *
					Conor Ayres	Maeve Croke	Isabella Fogarty	Karyn Oster	Allis O'Dowda		Sarah Irwin-Groenewoud	Brian Sexton	Debbie Trainer	Claire Usher-McMorrow	Lisa Wallies			Sharon O'Brien	Altracta Quinn	Pauline Shaw	Julie Showalter-Marshall	Michael Toal		
146	(77)	76(T)	Arianna Allen Connick Reid Academy : Southern Region, USA		70.9/0.97	62.5/0.98	73/0.97	66/0.99	62/0.98	2.93	70/0.98	87.1/0.98	60/0.98	81/0.98	71/0.98	2.93	5.86							5.86
151	(76)	76(T)	Erin Stanek Coyle : Mid Atlantic Region, USA		73.5/0.98	60/0.97	74/0.97	59.25/0.97	64.5/0.99	2.93	68/0.97	86.8/0.97	58/0.97	84.5/0.99	78/1	2.93	5.86							5.86
157	(78)	78	Caitlin Dean Dwyer : Mid America Region, USA		72.4/0.98	60.25/0.97	72/0.97	60.25/0.98	60.5/0.97	2.92	68.7/0.97	86.9/0.98	58/0.97	78/0.97	72/0.98	2.92	5.85							5.85
128	(79)	79	Grace Carroll Heavey Quinn : New England Region, USA		68/0.97	60/0.97	74/0.97	63/0.99	60/0.97	2.92	70/0.98	88.45/1.5	59/0.98	79/0.97	64/0.97	2.92	5.84							5.84
131	(80)	80	Emilie Ardagh Houston : Western Region, Canada		67/0.97	60.5/0.97	70/0.97	67/0.99	60/0.97	2.92	71/0.98	80/0.97	57/0.97	80/0.97	65/0.97	2.92	5.83							5.83
190	(81)	81	Bridget Gilmartin O'Shea-Chaplin : New England Region, USA		65/0.97	60/0.97	68/0.97	58.75/0.97	59/0.97	2.91	65/0.97	87.4/0.98	57/0.97	78.5/0.97	65.5/0.97	2.91	5.82							5.82