




# North American Irish Dance Championships 2023



## Results for Competition 4 : Boys Under 18

### Adjudicators

#### *Round 1*

**Isabella Fogarty**

**Peg Griffiths**

**Michael Toal**

**Claire Usher-McMorrow**

**Lisa Waites**

#### *Round 2*

**Gerard Carroll**

**Michael Donnellan**

**Miceal Hopkins**

**Sarah Irwin-Groenewoud**

**Julie Showalter-Marshall**

#### *Round 3*


**Maire Dixon**

**Caroline Greene-Parfery**

**Kimberley Lancaster**

**Attracta Quinn**


**Brian Sexton**



## Final Result for Competition 4 : Boys Under 18

WMH = World Medal Holder : OS = Overseas : WQ = World Qualifier : R = Recaller : Score = Judges marks : IP = Irish Points (Grid Score) : FTC = Failed To Complete

Card	Position @ recall	Final Place	Name/School	Status	ROUND 1 : Score/IP					1st Round Total (IP)	ROUND 2 : Score/IP					2nd Round total (IP)	Total IP for Rounds 1 & 2	ROUND 3 : Score/IP					3rd Round Total (IP) *	TOTAL IP *
					Isabella Fogarty	Peg Griffiths	Michael Toal	Claire Usher-McMorrow	Lisa Waites		Gerard Carroll	Michael Donnellan	Micala Hopkins	Sarah Irwin-Groenewoud	Julie Showalter-Marshall			Maire Dixon	Caroline Greene-Parfery	Kimberley Lancaster	Attracta Quinn	Brian Sexton		
125	(1)	1	Se O'Toole Brooks : Southern Region, England	OS	94/65	98.2/100	95/100	95/75	96/75	250	96/75	82.5/60	93/100	95/75	81.5/36	210	460	97.4/53	94/100	93/100	86.8/56	90/75	231	691
127	(2)	2	Youcef Belouazani The Carson Academy : Cuige Uladh, Eire	OS	97/100	95.1/47	84.5/32	96/100	96.5/100	247	98/100	80/53	86/53	90/56	94/75	184	431	87/38	93/75	87/50	87.5/65	84/35	153	584
115	(6)	3	Jude McGibbon Doherty Petri : USA and Ireland	OS	91/50	97/60	91/65	93/50	95/65	175	92/58	78/47	73/28	82/36	90.2/53	136	311	99/75	92.5/65	92/75	86.5/53	86.5/39	193	504
120	(4)	4	Micah Wanga Dillon-Gavin : Mid America Region, USA	WMH	92/54.5	97.5/65	87/43	90.25/37.5	92.5/56	153.5	94/65	86/75	90/70	94/65	95/100	210	363.5	98.5/65	89.5/47	83.5/41	81/38	87.5/45	133	496.5
116	(3)	5	AJ Brainerd Carpenter Academy : Southern Region, USA	WMH	92/54.5	98/75	87/43	90.75/41	89/40	138.5	92/58	88/100	90/70	96/100	92/60	230	368.5	96/47	87.5/38	85/45	82.3/39	85/36	122	490.5
112	(10)	6	Luke Pelletier Kavanagh Porter Academy: USA and Ireland	WQ	89/38.5	96/56	89/53	92/47	90.5/45	145	86/38.5	74.5/41	84.5/47	80/33	83.6/39	118.5	263.5	99.5/100	91.5/53	86/47	87/60	91/100	213	476.5
110	(8)	7	Garrett Hill Connick Reid Academy : Southern Region, USA	WQ	90/43	94.5/39	90/56	94/56	94.5/60	155	85.5/37	72.5/39	89/60	86.5/45	90/50	134	289	97/50	91.75/56	90.5/65	87.7/75	89/60	181	470
117	(5)	8	Jonathan Shirley Cleary : Western Region, USA	WMH	95/75	95.5/53	92/75	94.5/65	87/35	193	89/48.5	72.15/37	84/45	88/50	87/47	140.5	333.5	97.5/56	87.25/37	83/39	88.5/100	85.75/37	132	465.5
122	(7)	9	Enda Keane The Michaela Hinds Academy : Eastern Region, Canada	WQ	92.5/60	91.5/30.5	90.5/60	93.5/53	91/47	160	90/53	84/65	79/37	87/47	85/45	145	305	88/42	92/60	88/53	84.2/47	88.9/56	156	461
107	(9)	10	Hector Aquiles Ponce De Leon Trinity Mexico : Mexico	WQ	87/35.5	95/45	87/43	91/43	83/31	121.5	89/48.5	77.5/45	88/56	91/60	91/56	160.5	282	75/35.5	88/39	82/38	84/45	86/38	115	397
119	(15)	11	Adam Harrington Celtic Steps : Western Region, USA	WQ	89.5/41	92.6/34	85.5/35.5	88.75/31.5	92/53	110.5	85/36	69/32.5	80/38	86/43	81/34	108	218.5	98/60	90/50	90/60	82.8/43	88.75/53	163	381.5
109	(11)	12	Kieran Capozzi Johnston : Mid Atlantic Region, USA	WQ	89/38.5	94/38	84/31	90.5/39	87/35	111.5	82/32	72.25/38	85/50	89.5/53	84.6/43	131	242.5	88/42	88.5/41	89/56	82.5/41	88/47	130	372.5
128	(12)	13	Josh Evason Hession : Cuige Chonnacht, Eire	R	85/31.5	93.5/36.5	87.5/48.5	94.25/60	91.5/50	135	86.5/41	79.5/50	76.5/33	75.2/24	78/30	104	239	75/35.5	89/44	84/43	84.5/50	87/43	130	369
111	(14)	14	Maverick Craddock Tara : Western Region, USA	R	88/37	89/26	85.5/35.5	89.25/34	85/32	101.5	87.5/45	77/43	82.5/41	85.5/41	79/31.5	125	226.5	87.5/39	87/36	80/37	80/37	88.5/50	113	339.5
123	(17)	15	Zephany Tyler Legacy Irish Dance Academy : Southern Region, USA	R	90.5/46	94.6/41	85/33.5	87.25/27	89/40	114.5	84/34	69/32.5	77/34	76/26	80/33	99.5	214	90/45	89/44	77/35	78.5/35	89.25/65	124	338
118	(16)	16	Connor Schimmel Trinity Academy : Mid America Region, USA	R	84/29.5	92.4/33	80/26	88.5/30	86/33	92.5	87/43	72/36	83/43	84/38	93/65	124	216.5	82/37	84/35	78/36	79/36	86.75/41	109	325.5
113	(18)	18	Ryan Gallagher Harper Academy : Mid Atlantic Region, USA		86/33.5	91.5/30.5	87.5/48.5	90.25/37.5	88/37.5	108.5	83/33	70/35	75/30	78/29	84/41	98	206.5							206.5
124	(19)	19	Patrick Gareau McGrath Morgan Academy : Southern Region, USA		84/29.5	95.4/50	86.5/38.5	87.5/28	75/25	96	80/31	68/31	82/39	83/37	77/28.5	99	195							195
132	(20)	20	Jake Landsparger Scariff Locklier Leonelli : Western Region, USA		83/28	94.8/43	82.5/30	89.75/35	90/43	108	78/28	65/24	74/29	79/32	75.5/26	83	191							191
106	(21)	21	Rhys Lewis Kennelly School : Western Region, USA		85/31.5	93/35	82/29	89/33	82/30	94.5	77.5/27	67.5/29.5	71.5/23.5	81/34	81.2/35	90.5	185							185
135	(22)	22	Nathan Brennan Cleary : Western Region, USA		87/35.5	73.4/18	81/27.5	88.75/31.5	76/26.5	85.5	84.5/35	69.75/34	77.5/35	77.5/28	74.6/24	97	182.5							182.5
104	(23)	23	Henry Sween O'Shea : Mid America Region, USA		78/26	91/29	86/37	90/36	80/29	94	76.5/25	66.5/27	72.5/26.5	73/20.5	77/28.5	78.5	172.5							172.5
102	(24)	24	Hunter Castro Farrell : Mid Atlantic Region, USA		73/22	88.5/24	85/33.5	87/26	76/26.5	76.5	79.5/30	67/28	76/32	76.5/27	82/37	90	166.5							166.5
105	(25)	25	Gavin Morgan Triggley Academy : Southern Region, USA		82/27	90/28	75/21	88/29	68/21	76	76/24	67.5/29.5	71/21.5	81.5/35	79/31.5	85	161							161
131	(26)	26	Sean Heinzman Ardan Academy : Mid America Region, USA		90.5/46	92.1/32	76.5/23.5	85.75/22	77/28	83.5	75/23	66/25.5	75.5/31	74/22	74/23	71.5	155							155



## Final Result for Competition 4 : Boys Under 18

WMH = World Medal Holder : OS = Overseas : WQ = World Qualifier : R = Recaller : Score = Judges marks : IP = Irish Points (Grid Score) : FTC = Failed To Complete

Card	Position @ recall	Final Place	Name/School	Status	ROUND 1 : Score/IP					1st Round Total (IP)	ROUND 2 : Score/IP					2nd Round total (IP)	Total IP for Rounds 1 & 2	ROUND 3 : Score/IP					3rd Round Total (IP) *	TOTAL IP *
					Isabella Fogarty	Peg Griffiths	Michael Toal	Claire Usher-McMorrow	Lisa Waites		Gerard Carroll	Michael Donnellan	Mical Hopkins	Sarah Irwin-Groenewoud	Julie Showalter-Marshall			Maire Dixon	Caroline Greene-Parfery	Kimberley Lancaster	Attracta Quinn	Brian Sexton		
103	(27)	27	Zeland Woods Beglan Academy : Mid America Region, USA		70/19.5	88.2/22	81/27.5	86.5/24	70/22	68	77/26	66/25.5	71.5/23.5	78.5/30.5	76/27	78.5	146.5							146.5
136	(28)	28	Dagon Burr Murray Academy : New England Region, USA		77/25	89.1/27	76.5/23.5	84/19.5	87/35	75.5	79/29	63.5/22	72.5/26.5	68/18.5	72.5/22	70.5	146							146
126	(29)	29	Tyler Goerlich Goodwin : Mid Atlantic Region, USA		76/24	88.8/25	75.5/22	85/21	73/23.5	69.5	73/22	62/19.5	72/25	75.5/25	75/25	72	141.5							141.5
114	(30)	30	Edward Higgins Scariff Locklier Leonelli : Southern Region, USA		75/23	88.3/23	77/25	86/23	67/20	69	72/21	64/23	70.5/20	75/23	72/21	65	134							134
134	(31)	31	Sean Masino Lenahan School : Mid Atlantic Region, USA		72/21	74/19	71/19	86.75/25	73/23.5	63.5	70/19	62/19.5	71/21.5	73/20.5	71/20	60	123.5							123.5
133	(32)	32	Ethan Garner Flanagan O'Hare : Mid America Region, USA		70/19.5	75/20.5	73/20	84/19.5	66/19	59	71/20	63/21	70/18.5	68/18.5	70/18	57	116							116
108	(33)	33	Jude Hare Rochester Academy : Mid Atlantic Region, USA		68/18	75/20.5	70/18	70/18	65/18	54	65/18	60/18	70/18.5	78.5/30.5	70.5/19	55.5	109.5							109.5
121	(13)	FTC	Aaron Bedard Knock O'Hogan Irish Dance : Western Region, Canada	R	86/33.5	93.5/36.5	86.5/38.5	91.25/45	88/37.5	112.5	86/38.5	81/56	78/36	85/39	83/38	115.5	228	0/0	0/0	0/0	0/0	0/0	0	228
101	(34)	FTC	James McGuirk Clann Cara Academy : Midlands Region, England/Wales		0/0	0/0	0/0	0/0	0/0	0	0/0	0/0	0/0	0/0	0/0	0	0							0