




# North American Irish Dance Championships 2023



## Results for Competition 9 : Boys Under 13

### Adjudicators

#### *Round 1*


**Conor Ayres**  
**Gerard Carroll**  
**Maeve Croke**  
**Caroline Greene-Parfery**  
**Peg Griffiths**

#### *Round 2*

**Maire Dixon**  
**Isabella Fogarty**  
**Sonia Leonard-Hanly**  
**Attracta Quinn**  
**Brian Sexton**

#### *Round 3*


**Michael Donnellan**  
**Jonathan McMorrow**  
**Karyn Oster**  
**Claire Usher-McMorrow**  
**Ailis O'Dowda**



## Final Result for Competition 9 : Boys Under 13

WMH = World Medal Holder : OS = Overseas : WQ = World Qualifier : R = Recaller : Score = Judges marks : IP = Irish Points (Grid Score) : FTC = Failed To Complete

Card	Position @ recall	Final Place	Name/School	Status	ROUND 1 : Score/IP					1st Round Total (IP)	ROUND 2 : Score/IP					2nd Round total (IP)	Total IP for Rounds 1 & 2	ROUND 3 : Score/IP					3rd Round Total (IP) *	TOTAL IP *
					Conor Ayres	Gerard Carroll	Maeve Croke	Caroline Greene-Parfery	Peg Griffiths		Maire Dixon	Isabella Fogarty	Sonia Leonard-Hanly	Attracta Quinn	Brian Sexton			Michael Donnellan	Jonathan McMorrow	Karyn Oster	Claire Usher-McMorrow	Allis O'Dowda		
123	(1)	1	Garet Zagorski Kristin Butke : Southern Region, USA	WQ	98/100	95.5/100	94/100	95/100	97/100	300	97/56	95/100	93/100	86.5/75	89.5/41	231	531	90/100	94/100	93/100	96/100	95/100	300	831
108	(2)	2	William Godley Scoil Rince Fa'inne Chladach : Eastern Region, Canada	WQ	97.5/75	93/56	92/75	93/75	91.5/41	206	98.5/75	92.75/75	92.9/75	85.6/56	90.1/53	206	412	85/65	92/75	82.25/39	95/75	93/75	215	627
101	(4)	3	Alexander Janowski Bellator Academy : Mid America Region, USA	WMH	97/65	94/60	89.5/56	92/65	92/43	181	96.6/53	90.25/47	92.75/65	85.8/60	93/100	178	359	74.5/44	89/65	92/75	93/65	90/65	195	554
126	(3)	4	Bennett Copp Drake : Southern Region, USA	WMH	93/35	95/75	91/65	91/56	96.5/75	196	99/100	91.75/60	92.5/60	84.5/47	91/60	180	376	80/60	88.5/60	85/53	91/56	82/39	169	545
129	(5)	5	Kaleb A. Garcia Michael Patrick Gallagher : Western Region, USA	WMH	96.5/47	94.5/65	90/60	91.5/60	96/65	185	98/65	91/53	90.5/53	86.7/100	88/34	171	356	88/75	87/53	84/50	92/60	80/36	163	519
116	(7)	6	Cashton Simonovic Kinsella : Mid America Region, USA	WQ	96.8/56	90/47	87/50	87/39	95.5/56	153	87/32.5	89/42	91/56	86/65	82/18	130.5	283.5	78/56	85.25/50	86/56	89.25/43	89/60	162	445.5
122	(6)	7	Colin Sise Lavin-Cassidy : Mid America Region, USA	WQ	96.2/40	83/36	81.5/41	88.5/43	94.5/50	124	93/43	92.5/65	89.75/45	85/50	92/75	160	284	74.5/44	84.75/45	82.5/41	87.25/34	83.5/43	128	412
109	(9)	8	Tristan Bowen Triggle Academy : Southern Region, USA	WQ	90/34	89/45	80/37	90.2/53	95/53	135	92/40	90/45	90/47	81.5/37	87.7/31	122	257	73/36	84.5/43	87/60	90.5/53	80.5/37	133	390
128	(13)	9	Cooper Lake The Academy : Mid America and Western Australia	WQ	96.9/60	92/53	85/47	77.5/30	82/20	130	86/29.5	84/26.5	89.5/43	84.2/45	85.5/21	99	229	76/51.5	88/56	88/65	90/48.5	88/53	160.5	389.5
132	(8)	10	Joseph Veeneman DeNogla Academy : Mid Atlantic Region, USA	WQ	96.2/40	91/50	79/36	90/48.5	95.8/60	138.5	96.5/50	91.5/56	88.5/38	85.4/53	88.5/36	141	279.5	72/35	81/35	81/36	88.75/38.5	84/45	109.5	389
113	(10)	11	Desmond Marchio DeNogla Academy : Mid Atlantic Region, USA	R	96.1/38	84/37	81/39	88/41	86.5/26	114	96/45	89/42	90.25/50	83.5/41	87.9/33	128	242	73.75/39	84/41	81.25/37	90/48.5	86/47	127	369
120	(14)	12	Liam McDonough Harney Pender Keady Academy : New England Region, USA	R	96.7/53	84.5/38	80.5/38	85/36	85.5/24	112	96.4/47	85/29.5	81.5/33	84/43	89/39	115	227	75/47	85/47	83/45	89.75/45	88.5/56	139	366
117	(12)	13	Kellan Franck Fisher-McLeod : Western Region, USA	R	96.6/50	87/41	89/53	89/45	89.5/33	136	85/28	90.5/50	82/34	82/38	78/15	100	236	74/41	82/37	82/38	88.5/37	87/50	116	352
112	(11)	14	Balian Buttimer Scoil Rince Luimni : New England Region, USA	R	96.3/43	88/43	82/43	90/48.5	91.2/39	129	97.5/60	87.5/38	85/36	80.1/30	88.9/38	112	241	73.5/38	81.5/36	80.75/35	88.75/38.5	79.5/35	109	350
104	(17)	15	Dylan Ketner Doherty Petri : USA and Ireland	R	96.4/45	74/22	83/45	77/28.5	89/29.5	103	86.5/31	87/36	87.75/37	81/35	88.3/35	106	209	76/51.5	83/38	82.75/43	89/41	81/38	122	331
118	(16)	16	Matthew Mercer Inis Cairde : Southern Region, USA	R	88/32	85/39	70.5/29	86/38	90.5/37	107	88/35	87/36	79.25/32	83/39	86/23	103	210	73.25/37	83.5/39	80.6/34	88.25/36	83/41	112	322
107	(15)	17	Sebastian Lafreniere Murray Academy : New England Region, USA	R	86/31	79/31	77/35	80/33	94/47	99	84/27	88.5/39	89.25/41	81.2/36	89.9/47	116	215	70.5/34	78.25/34	80.5/33	88/35	79/34	102	317
102	(18)	18	Lochlan Davis Rince Na Tiarna : Mid Atlantic Region, USA	R	96/37	81/35	74/32	79/31.5	88/28	98.5	87/32.5	86/33.5	84/35	80.7/34	91.5/65	102.5	201	68.5/33	78/33	83.5/47	87/33	78/33	99	300
105	(19)	19	Riley Lombardo Rankin Holland : Mid America Region, USA		83/27	78.5/30	71/30	76/27	91/38	87	88.1/36	84/26.5	88.75/39	80.2/31	89.8/45	106	193							193
124	(20)	20	Cavan O'Malia Brady Campbell : Mid America Region, USA		94/36	80.5/34	70.25/28	81/34	90.1/36	104	87.5/34	81/23	79/31	77/25	86.5/25	81	185							185
138	(21)	21	Liam Rardon Dwyer : Mid America Region, USA		85/29.5	76.5/27	69.5/25	79/31.5	87/27	83.5	92/40	87/36	73.75/16.5	76/20.5	89.55/43	96.5	180							180
119	(22)	22	Michael Sweeney Smyth School : Mid America Region, USA		82/25	80/33	72/31	85.2/37	89.1/31	95	88.5/37	83/24.5	77.75/28	76.5/23	87/27	79.5	174.5							174.5
106	(23)	23	David Cooper Emerald Isle : Mid Atlantic Region, USA		81/22	77/28	76/34	75/26	90/35	88	80/24	84.5/28	76.75/25	78/28	87.8/32	81	169							169
131	(24)	24	Ryan McNeill McGough Academy : Mid Atlantic Region, USA		80.8/20	75/24	68/21.5	84/35	89.7/34	79.5	77/22	85.5/31.5	76/24	80.5/33	90.5/56	88.5	168							168
130	(25)	25	Tate Linden Aine Celtic Academy : Mid Atlantic Region, USA		85/29.5	75.5/25	67/18.5	70/21	89.3/32	75.5	91/38	85/29.5	77.5/27	80.3/32	87.3/29	90.5	166							166



## Final Result for Competition 9 : Boys Under 13

WMH = World Medal Holder : OS = Overseas : WQ = World Qualifier : R = Recaller : Score = Judges marks : IP = Irish Points (Grid Score) : FTC = Failed To Complete

Card	Position @ recall	Final Place	Name/School	Status	ROUND 1 : Score/IP					1st Round Total (IP)	ROUND 2 : Score/IP					2nd Round total (IP)	Total IP for Rounds 1 & 2	ROUND 3 : Score/IP					3rd Round Total (IP) *	TOTAL IP *
					Conor Ayres	Gerard Carroll	Maeve Croke	Caroline Greene-Parfery	Peg Griffiths		Maire Dixon	Isabella Fogarty	Sonia Leonard-Hanly	Attracta Quinn	Brian Sexton			Michael Donnellan	Jonathan McMorrow	Karyn Oster	Claire Usher-McMorrow	Ailis O'Dowda		
111	(26)	26	Liam Young Grafton Street Academy : Western Region, USA		80.5/19	78/29	69/24	69/18	86/25	68	86/29.5	85.5/31.5	78.75/30	77.25/26	88.7/37	91	159							159
114	(277)	27(T)	Liam Clingan Goggin-Carroll : Eastern Region, Canada		81.5/23.5	76/26	75/33	73/24	89/29.5	79.5	70/18	86/33.5	78.5/29	75/16.5	80/16	63.5	143							143
125	(277)	27(T)	Danny O'Connor Cross Keys : Mid America Region, USA		84/28	72.5/18	68.5/23	68/15.5	92.5/45	69	79/23	80/21.5	74.75/22	80/29	87.5/30	74	143							143
136	(29)	29	Sam Bishop Scoil Rince Ni Bhraonain : Mid America Region, USA		82.5/26	74.5/23	67.5/20	74/25	85/23	71	72/19	80/21.5	74.25/20	75.5/19	81/17	58	129							129
121	(30)	30	Edmund Fritz Ciembronowicz Avoca Irish Dance : Western Region, USA		81.5/23.5	79.5/32	68/21.5	77/28.5	84/22	74	65/15.5	78/17.5	74/18.5	74/15	83/20	51.5	125.5							125.5
127	(31)	31	Anthony Resuta Tir Na Nog of PA : Mid Atlantic Region, USA		80.9/21	71.5/16	69.75/26	69/18	83/21	60	82/25	78/17.5	73.5/15	76/20.5	86.3/24	62	122							122
137	(32)	32	Harrison Aversa McElligott : Mid Atlantic Region, USA		89/33	73.5/20.5	66/15.5	70/21	81/19	60.5	67/17	78.5/19	75/23	76.75/24	82.2/19	61	121.5							121.5
110	(33)	33	Patrick Bieszk Beglan Academy : Mid America Region, USA		79/17	72/17	67/18.5	70/21	80/18	53.5	83/26	83/24.5	73.75/16.5	75/16.5	87.1/28	67	120.5							120.5
133	(34)	34	Oliver Harman Foley Academy : Southern Region, USA		78.6/16	73.5/20.5	66.5/17	71/23	79.5/17	54.5	65/15.5	76/15	77/26	76.25/22	86.8/26	63.5	118							118
103	(35)	35	Davien Bradley Magennis Academy : Southern Region, USA		80/18	73/19	70/27	68/15.5	77/15	52.5	76/21	77/16	74/18.5	75.25/18	90/50	57.5	110							110
135	(36)	36	Silas Volpe The Irish Dance Company : Mid Atlantic Region, USA		78.5/15	71/15	66/15.5	69/18	79/16	46.5	72.5/20	79/20	74.5/21	77.5/27	85.7/22	63	109.5							109.5