




North American Irish Dance Championships 2023



Results for Competition 23B : Girls Under 14 - B

Adjudicators

Round 1


Michael Donnellan
Jonathan McMorrow
Karyn Oster
Claire Usher-McMorrow
Ailis O'Dowda

Round 2

Conor Ayres
Gerard Carroll
Maeve Croke
Caroline Greene-Parfery
Peg Griffiths

Round 3


Maire Dixon
Isabella Fogarty
Sonia Leonard-Hanly
Attracta Quinn
Brian Sexton



Final Result for Competition 23B : Girls Under 14 - B

WMH = World Medal Holder : OS = Overseas : WQ = World Qualifier : R = Recaller : Score = Judges marks : IP = Irish Points (Grid Score) : FTC = Failed To Complete


Card	Position @ recall	Final Place	Name/School	Status	ROUND 1 : Score/IP					1st Round Total (IP)	ROUND 2 : Score/IP					2nd Round total (IP)	Total IP for Rounds 1 & 2	ROUND 3 : Score/IP					3rd Round Total (IP) *	TOTAL IP *
					Michael Donnellan	Jonathan Mc Morrow	Karyn Oester	Claire Usher-McMorrow	Allis O'Dowda		Conor Ayres	Gerard Carroll	Maeeve Croke	Caroline Greene-Parfery	Peg Griffiths			Maire Dixon	Isabella Fogarty	Sonia Leonard-Hanly	Attractia Quinn	Brian Sexton		
169	(2)	1	Eirinn Fegan Doherty Petri : USA and Ireland	OS	90/100	95/100	92/75	95/65	93/75	250	97.5/75	97/75	92/75	93/65	95/60	215	465	99.9/100	97.5/100	95.25/100	87/100	86.85/22	300	765
110	(1)	2	McKenna Furst Doherty Petri : USA and Ireland	WMH	86/75	94/75	93/100	96/100	94/100	275	98/100	98/100	94/100	95/100	96.5/100	300	575	99.6/54.5	96/65	95/75	83.4/43	84.8/1	162.5	737.5
213	(3)	3	Reese Gibbons Watt : Western Region, Canada	WMH	80.5/60	90.5/56	90.75/53	94.25/53	90.25/53	162	95.8/34	78.75/9	90.25/56	92.5/60	91.1/37	127	289	99.8/75	89/36	91.75/60	84/53	86/11	149	438
222	(4)	4	Maeeve Dick The Michaela Hinds Academy : Eastern Region, Canada	WQ	77.65/39	90.25/53	91.75/65	94.5/56	90.1/50	159	97.4/65	84.5/33	85/33	91.5/39	92.7/43	115	274	99.7/62.5	94.5/56	90/45	85/65	87.5/33	163.5	437.5
144	(6)	5	London Wood Possak Hampshire : Western Region, Canada	WQ	77.5/38	92/65	90.25/47	94.75/60	89/42	149	95.4/29	84/32	90/53	92.3/56	89.7/31	116	265	95/39	91/41	91.25/56	86/75	88.1/56	153	418
126	(7)	6	Connelly Tacoma The Michaela Hinds Academy : Eastern Region, Canada	WQ	78/43	91/60	89.75/43	95.25/75	91/65	168	94.7/23	84.75/34	86.25/36	92/48.5	86.3/1	93	261	94/38	95/60	90.75/50	81.7/29	85.9/10	117	378
220	(9)	7	Ashlynn Lychak Goggin-Carroll : Eastern Region, Canada	WQ	79.95/56	85.6/27.5	89.25/39	92.75/36.5	90/46	121.5	96.4/41	89/50	90.5/60	90.4/32	92.8/45	136	257.5	90/29.5	89.5/37	88/34	84.7/60	88/47	118	375.5
196	(10)	8	Caoimhe Gorman Doherty Petri : USA and Ireland	OS	72.75/20	89.75/47	91.5/60	93.5/44	90.75/60	151	94.1/16	92.5/60	87/38	92/48.5	87.6/14	102.5	253.5	95.5/43	92/44	89.5/43	82/31	82/0.99	117	370.5
216	(5)	9	Sophia Stricker Clark Academy : Mid America Region, USA	WQ	76.65/34.5	85.1/23	79.75/19	93.25/41	86.5/35	92.5	96.7/47	91.5/56	89.5/47	93.5/75	96/75	178	270.5	99.7/62.5	90/38	90.25/47	77.5/1	86.2/14	99	369.5
227	(8)	10	Brooke Carey Harney Pender Keady Academy : New England Region, USA	WQ	77/37	82.6/5	88.75/37	92.25/32.5	86.75/36	105.5	97/56	95.25/65	89.75/50	87.5/6	92.9/47	153	258.5	92/34	86.5/23	83.5/15	83.5/45	89/100	102	360.5
183	(11)	11	Stella Carangelo Goodwin : Mid Atlantic Region, USA	WQ	79/53	90/50	90.5/50	85.75/0.97	88.5/39	139	95.9/35	90.25/53	82.25/26.5	90/24.5	92.5/41	102.5	241.5	95.4/41	97/75	88.75/37	82.2/32	87.45/32	110	351.5
120	(13)	12	Mya McMillon Celtic Steps : Western Region, USA	WQ	76.25/33	89.5/45	87/33	93/39	86/34	106	97.1/60	87.5/43	82/24.5	90/24.5	92.4/39	106.5	212.5	90/29.5	87.5/28	88.5/36	81.5/27	87.6/34	91.5	304
104	(14T)	13	Aaliyah Love Anam Cara Academy : Western Region, USA	WQ	75/29	87/35	90/45	92/30.5	90/46	110.5	96.2/38	80.5/20.5	81.75/22.5	90.8/34	79.8/0.94	77	187.5	93/37	93.5/50	92/65	80.6/21	86.4/16	108	295.5
192	(22)	14	Mary Porter Tir Na Greine : Southern Region, USA	WQ	73.45/24	85.75/29	70.75/0.99	85.75/0.97	80.5/24	48.99	96.8/50	83/30	72.5/0.97	90/24.5	95.6/65	104.5	153.49	99.5/50	93/47	89.25/41	82.5/33	88.01/50	138	291.49
237	(28)	15	Niamh McLaughlin Burke : Mid America Region, USA	WQ	78.25/45	83.6/13	68.25/0.98	91.75/28	80/21	62	95.7/33	80.1/18	81.25/19	91.7/41	86.9/6	70	132	99.6/54.5	94/53	91/53	83.7/47	86.6/19	153	285
168	(17)	16	Makena McMillon Celtic Steps : Western Region, USA	WQ	78.65/50	88/37	87.5/34	93.5/44	85.5/33	115	93.5/10.5	80.25/19	83/30	90.4/32	85.8/0.99	59.5	174.5	97/47	87.6/29.5	87.5/31	84.1/56	86.55/18	107.5	282
161	(12)	17	Chloe Corrigan McGahan Lees : Southern Region, England	OS	83/65	88.5/39	88.5/36	94/50	90.5/56	145	95.5/30.5	81/23	78.5/1	89/17.5	91.4/38	71	216	83.4/7	87.1/27	85.25/22	80.4/17.5	86.7/20	59.5	275.5
197	(18)	18	Reis Folmar Murray Academy : New England Region, USA	WQ	78.35/47	82.75/6.5	84.5/28	93.75/47	75.25/1	81.5	95.1/28	81.5/25.5	87.5/39	91.8/43	86.7/4	92.5	174	87/19	88/33	89/38.5	83/38	81/0.99	90	264
153	(16)	19	Bridget Stover Lavin-Cassidy : Mid America Region, USA	WQ	69.35/10	81.25/0.99	91/56	91.25/24.5	82/28	62.5	96/36	86/38	89/45	91/36	94/56	119	181.5	87.9/22	85.8/16	85.75/24	83.8/50	86.3/15	62	243.5
155	(24)	20	Niamh Cromie Schade Academy : Mid Atlantic Region, USA	WQ	68.35/5	89.25/43	80.5/22	91/22.5	83/29	73.5	93/5	88/45	86/35	87.2/5	90.5/34	74	147.5	80/1	87.8/31.5	87.25/30	82.7/35.5	87.15/27	88.5	236
212	(19)	21	Gemma Hull Celtic Steps : Western Region, USA	WQ	70/13.5	85.25/24.5	86.5/32	92/30.5	74/0.99	68.5	94.6/22	86.5/39	88.5/43	90.4/32	90/32	103	171.5	89/27	84.5/8	86.75/28	77/1	87/25	60	231.5
179	(14T)	22	Lulu Simons Beglan Academy : Mid America Region, USA	R	66/0.99	85.6/27.5	79.5/18	91.75/28	79.5/18	63.5	96.9/53	87/41	91/65	90.1/28	89.5/30	124	187.5	80/1	82.6/1	88.25/35	80.9/25	85.8/8	34	221.5
149	(23)	23	Addison Miller Stillson : New England Region, USA	R	68/3.5	86/30	80/20	90.5/18.5	85/32	68.5	95/27	85/35	77/0.99	90.2/29	89/26	82	150.5	88.8/25	86.2/21	79.25/1	78.75/5	86.9/23	49	199.5
163	(25)	24	Mara Riordan McGrath Morgan Academy : Southern Region, USA	R	72.85/21	86.25/32	85.5/30	92.5/34.5	77.5/10	83	94.5/20.5	85.25/36	80/10.5	90.3/30	87.5/13	63.5	146.5	88.4/24	86.2/21	81.75/8	80.7/22.5	85.6/6	51.5	198
193	(21)	25	Calixta Herrero Legacy Irish Dance Academy : Southern Region, USA	R	74/26	85.25/24.5	81.5/24	92.25/32.5	84.5/31	81.5	90.2/0.98	82.5/28.5	88/41	91/36	87.3/11	75.5	157	85/10	86/19	81/6	81.6/28	83/0.99	35	192



Final Result for Competition 23B : Girls Under 14 - B

WMH = World Medal Holder : OS = Overseas : WQ = World Qualifier : R = Recaller : Score = Judges marks : IP = Irish Points (Grid Score) : FTC = Failed To Complete

Card	Position @ recall	Final Place	Name/School	Status	ROUND 1 : Score/IP					1st Round Total (IP)	ROUND 2 : Score/IP					2nd Round total (IP)	Total IP for Rounds 1 & 2	ROUND 3 : Score/IP					3rd Round Total (IP) *	TOTAL IP *
					Michael Donnellan	Jonathan Mc Morrow	Karyn Oester	Claire Usher-McMorrow	Allis O'Dowda		Conor Ayres	Gerard Carroll	Maeev Croke	Caroline Greene-Parfery	Peg Griffiths			Maire Dixon	Isabella Fogarty	Sonia Leonard-Hanly	Attracia Quinn	Brian Sexton		
215	(27)	26	Isabelle Mimick Corda Mor : Mid America Region, USA	R	70/13.5	86.4/33	70.5/0.99	85.75/0.97	75.5/2.5	16.99	96.5/43	79.75/15	86.5/37	91/36	93/50	116	132.99	86.5/17	84.7/9	86.25/26	78/1	86.5/17	43	175.99
190	(33)	27	Darci Rogers Magennis Academy : Southern Region, USA	R	68.65/7	81.5/0.99	56/0.93	91.75/28	78.25/12.5	20.49	93.1/6	80.5/20.5	81.5/20.5	89.75/21	87.8/16	57	77.49	85.7/14	86.8/24	89/38.5	82.7/35.5	87.92/43	98	175.49
128	(29)	28	Acacia Olandesca Houston : Western Region, Canada	R	75/29	88.25/38	88/35	87.25/0.99	74/0.99	64.99	95.6/32	85.5/37	80.25/12.5	86.8/1	87/7	51.5	116.49	87/19	83.1/4	84.75/20	80.1/11.5	87.8/38	50.5	166.99
239	(20)	29	Maira Daly Lavin-Cassidy : Mid America Region, USA	R	71.75/18	84.1/17	73.75/1	91.5/26	78.5/14.5	49.5	96.1/37	88.5/47	82.75/29	91.9/45	89.3/28.5	111	160.5	82/2.5	80/0.99	79.75/1	75/0.99	83.7/1	2.99	163.489
141	(34)	30	Carrie Cassarello Inishfree : Mid Atlantic Region, USA	R	73.85/25	89/41	75.5/7	90.25/16.5	74.5/0.99	48.5	92.3/2	79.5/12	79.25/5.5	88.8/15	84/0.97	19.5	68	82.3/4	90.6/39	83/13	83.2/39	88.65/75	91	159
184	(31)	31	Aoife McDonagh Petrocelli Academy : New England Region, USA	R	75/29	83.25/10.5	71.5/0.99	87.25/0.99	84/30	40.49	94.4/19	82/27	81/17.5	88.9/16	84.4/0.98	52.5	92.99	87/19	85.7/14	87.75/32.5	80.7/22.5	85.85/9	55.5	148.49
203	(26)	32	Vaughan Everson Dillon-Gavin : Mid America Region, USA	R	67.75/2	81.3/0.99	78.5/15	89/6.5	80.25/23	23.5	96.6/45	81.25/24	77.75/1	92.25/53	93.5/53	122	145.5	70/0.99	76/0.99	78.5/0.99	72/0.99	81.5/0.99	2.96	148.46
125	(46)	33	Jayne Broderick Brady Academy : Western Region, Canada	R	61.45/0.95	79.3/0.97	60.25/0.94	88.5/1.33	76/5	3.25	93.6/12	74.5/0.99	85.5/34	90/24.5	84.2/0.98	37.49	40.74	90.5/31	87.8/31.5	87.75/32.5	80.4/17.5	88.3/65	95	135.74
165	(32)	34	Caroline Morneau Ashurst Academy : New England Region, USA	R	64.95/0.98	86.5/34	86/31	90/14.5	81/26	71.5	90.5/0.99	79.5/12	74/0.97	85/0.99	88.7/25	13.98	85.48	85.6/13	85.8/16	79.25/1	80.2/13.5	86.95/24	42.5	127.98
170	(35)	35	Zofia Cintron Marie Moore : Mid Atlantic Region, USA	R	74.65/27	81.4/0.99	89/38	89.75/12.5	74.75/1	40.5	93.5/10.5	73.5/0.99	80.5/14.5	80/0.97	88.1/19	25.99	66.48	82/2.5	92/44	84.5/19	80.8/24	86.15/13	56	122.48
115	(44)	36	India Gallo O'Sullivan : Mid Atlantic Region, USA	R	68/3.5	82/1	83/26	90.75/20.5	77/9	33	93.3/9	70.2/0.97	76/0.98	76/0.95	87.7/15	10.95	43.95	86/15.5	88.6/35	85.5/23	81/26	87.3/29.5	78.5	122.45
162	(38)	37	Madison Prowse Wilson-Bryson-Dennis School : Eastern Region, Canada	R	76.65/34.5	84.5/20	63.75/0.96	87/0.98	75.75/4	24.98	90.5/0.99	74/0.99	78.75/2	90/24.5	88.5/23	25.99	50.97	91.5/33	88.4/34	82.5/11	80.5/19.5	86.1/12	64.5	115.47
134	(39)	38	Maeev Boucek Onórach Mulhern Geraghty : USA & Ireland	R	66.25/0.99	87.5/36	81/23	88.75/4	75/1	28	95.5/30.5	75.75/1	81.5/20.5	85/0.99	83.9/0.97	22.49	50.49	78.5/0.99	85.2/12	84.25/18	82.6/34	87.7/36	64	114.49
238	(36)	39	Anya Ayub Onórach Mulhern Geraghty : USA & Ireland	R	63.75/0.97	86.1/31	72.75/1	92.8/38	80.75/25	57	83.4/0.95	65/0.93	75.75/0.98	79/0.97	81.9/0.95	2.88	59.87	91/32	82.7/1	86.5/27	80.5/19.5	85.7/7	53.5	113.3715
105	(30)	40	Sophia Vrbancic Trinity Academy : Mid America Region, USA	R	70/13.5	85.5/26	85/29	89/6.5	87/37	68.5	94.2/17	77.1/5	80/10.5	78/0.97	90.8/35	32.5	101	92.5/36	83.5/5.5	80.5/3.5	74/0.99	85.1/2	11	112
171	(56)	41	Sophia Chapman Watters : Southern Region, USA	R	77.75/41	82.3/2	76.5/10	81/0.93	65.75/0.94	12.94	91.5/1	71/0.98	70.5/0.96	88.7/13.5	91/36	15.48	28.42	92.4/35	85.8/16	82.75/12	81.8/30	87.75/37	81	109.42
236	(53)	42	Cora Edwards McGing : Mid America Region, USA	R	66.45/0.99	82.1/1	76.25/9	90.75/20.5	79.75/19	29	93.2/7.5	71.1/0.98	75.25/0.98	86/0.99	80.6/0.95	2.96	31.95	81/1	87/25.5	86/25	80.3/15.5	86.8/21	61.5	93.4545
117	(48)	43	Kayleigh Fowler Watt : Western Region, Canada	R	76/32	82.4/3	89.5/41	87.5/0.99	68.5/0.96	35.99	94.3/18	75.1/1	70.5/0.96	86/0.99	84.8/0.98	2.97	38.96	89/27	87/25.5	87/29	77.25/1	83.3/0.99	53.5	92.459
160	(40)	44	Neve Jugnauth Casey O'Loughlin : Western Region, Canada	R	76.95/36	80.2/0.98	68.5/0.98	89.75/12.5	79/16	29.48	94/15	74.5/0.99	79/3.5	89.5/19.5	82.7/0.96	19.49	48.97	79/0.99	87.6/29.5	79/1	79.75/9	88.15/60	39.5	88.466
231	(58)	45	Paige Wanamaker Inishfree : Mid Atlantic Region, USA	R	73/22.5	79/0.96	66.75/0.97	91/22.5	69/0.96	24.43	80.4/0.94	68.7/0.95	80.25/12.5	80.5/0.98	76.2/0.93	2.87	27.3	85.5/12	86.2/21	79.5/1	83.3/41	87.2/28	61	88.298
123	(43)	46	Julianne Coyle McDade-Cara : Mid Atlantic Region, USA	R	63.5/0.97	80/0.97	78/13	87.75/0.99	80/21	14.96	91.3/1	79.5/12	81/17.5	86.25/1	87.9/17	30	44.96	87.3/21	81/1	83.25/14	78.25/2	87.9/41	37	81.959
206	(37)	47	Kylie Strode Hughes-Farrelly : Mid America Region, USA	R	66.85/1	81.5/0.99	64.5/0.96	87.25/0.99	80/21	2.97	93.9/13.5	70.3/0.97	82/24.5	88.7/13.5	90.1/33	51.5	54.47	83/6	85/11	84/17	79/6	84/1	23	77.474
189	(61)	48	Saorise Higgins Flynn : Mid Atlantic Region, USA	R	66/0.99	83.25/10.5	74.75/5	86.75/0.98	76.75/8	13.99	90.4/0.99	78/7.5	77.5/0.99	89.5/19.5	85.7/0.99	9.48	23.47	82.8/5	85.9/18	83.75/16	80.3/15.5	88.05/53	49.5	72.972
137	(47)	49	Kate Anne Tonkin Doherty Petri : USA and Ireland	R	62/0.95	82.5/4	76/8	86.25/0.98	88/38	12.98	92.6/4	81.5/25.5	81.75/22.5	83/0.98	80.9/0.95	27.48	40.46	84/8.5	85.6/13	80.5/3.5	77/1	87.65/35	25	65.46
118	(54)	50	Ruby Roche O'Dwyer : New England Region, USA	R	71/17	83/9	82/25	87/0.98	64.5/0.93	26.98	81.3/0.95	78/7.5	76.75/0.99	84/0.99	79.8/0.94	2.92	29.9	88/23	79.1/0.99	82/9	75.25/0.99	87.1/26	32.99	62.895



Final Result for Competition 23B : Girls Under 14 - B

WMH = World Medal Holder : OS = Overseas : WQ = World Qualifier : R = Recaller : Score = Judges marks : IP = Irish Points (Grid Score) : FTC = Failed To Complete


Card	Position @ recall	Final Place	Name/School	Status	ROUND 1 : Score/IP					1st Round Total (IP)	ROUND 2 : Score/IP					2nd Round total (IP)	Total IP for Rounds 1 & 2	ROUND 3 : Score/IP					3rd Round Total (IP) *	TOTAL IP *	
					Michael Donnellan	Jonathan Mc Morrow	Karyn Oester	Claire Usher-McMorrow	Allis O'Dowda		Conor Ayres	Gerard Carroll	Maeev Croke	Caroline Greene-Parfery	Peg Griffiths			Maire Dixon	Isabella Fogarty	Sonia Leonard-Hanly	Attracia Quinn	Brian Sexton			
147	(59)	51	Emery Stoddart De Barra Academy : Western Region, USA	R	70.75/16	80.65/0.98	63.25/0.96	89.5/10.5	78/11	22.48	85/0.96	70/0.97	72/0.96	78/0.97	80/0.94	2.89	25.37	81.3/1	83.5/5.5	78.75/0.99	82.9/37	87.35/31	37.5	62.867	
207	(41)	52	Lucy Smith Scoil Rince Saoirse : Mid Atlantic Region, USA	R	65.25/0.98	84.75/21	69.75/0.98	92.75/36.5	78.25/12.5	34.48	83.5/0.96	82.5/28.5	79.75/9	86/0.99	86.2/1	10.99	45.48	86/15.5	79/0.99	79/1	80.1/11.5	82.5/0.99	13.49	58.963	
194	(42)	53	Bella Liu Blakey O'Brien : Western Region, Canada	R	70/13.5	82.75/6.5	84/27	84/0.95	70.25/0.97	20.97	88.9/0.97	79.75/15	71.75/0.96	91.2/38	87.1/8.5	24.47	45.44	89/27	78/0.99	80/2	80/10	80/0.99	12.99	58.431	
133	(51)	54	Anna Galvin Clann Lir Academy : New England Region, USA	R	64.25/0.97	84/16	77/11	89.25/8.5	76.5/7	26.5	91.6/1	71.5/0.98	80.5/14.5	87.8/8	82.6/0.96	9.98	36.48	79.5/1	84.1/7	78.25/0.99	78.5/3.5	87.3/29.5	11.5	47.975	
181	(55)	55	Danika Smith Sue Fay Healy : Eastern Region, Canada	R	73/22.5	79.6/0.97	67.5/0.97	86.25/0.98	76.25/6	7.95	94.5/20.5	72.75/0.98	73/0.97	87/2.5	88/18	21.48	29.43	79/0.99	82/1	82.25/10	79.25/7	87.95/45	18	47.431	
198	(45)	56	Rebecca Catherine Syers Donny Golden : Mid Atlantic Region, USA	R	69/8.5	82.25/1	79.25/17	91.25/24.5	74.25/0.99	26.5	91.1/0.99	76/2	80.75/16	76/0.95	87.4/12	14.99	41.49	70/0.99	82/1	77/0.99	80.2/13.5	85/1	2.98	44.477	
167	(49)	57	Winnie Aber Triggle Academy : Southern Region, USA	R	65/0.98	85/22	74.25/3	90.25/16.5	78.5/14.5	34	89.7/0.98	69.5/0.96	69.75/0.95	77/0.96	87.1/8.5	2.9	36.9	79/0.99	78/0.99	78.5/0.99	76.25/0.99	87.85/39	2.98	39.871	
230	(50)	58	Hannah Belknap Gray School : New England Region, USA	R	61.6/0.95	80.1/0.97	78.25/14	87.5/0.99	67.25/0.95	2.91	96.3/39	70/0.97	84/32	86.5/1	83.3/0.97	33.96	36.88	75/0.99	74/0.99	78/0.99	76.5/0.99	85.5/5	2.97	39.85	
107	(63)	59	Kiera Trunnell Dillon-Gavin : Mid America Region, USA	R	63/0.96	80.5/0.98	72/0.99	86.5/0.98	73/0.98	2.94	93.2/7.5	75.8/1	79.5/7.5	88/10	84.5/0.98	16	18.94	85.2/11	78/0.99	85/21	79.5/8	84.4/1	20	38.938	
235	(52)	60	Elizabeth Annese McElligott : Mid Atlantic Region, USA	R	68.5/6	82.8/8	71/0.99	92.5/34.5	79.25/17	31	89.1/0.97	70.5/0.97	71/0.96	77.2/0.96	85.9/0.99	2.91	33.91	79/0.99	81/1	80.75/5	73/0.99	84.2/1	2.99	36.893	
186	(57)	61	Kate Funk Shelley : Western Region, USA	R	63/0.96	78/0.94	66.25/0.97	85/0.96	65/0.94	2.86	94.9/25.5	77/4	75.5/0.98	81.5/0.98	88.2/20	24.98	27.84	81.6/1	84.8/10	77.75/0.99	78.5/3.5	85.4/4	8.5	36.344	
208	(60)	62	Sydney O'Neill Sionnaine Academy : Western Region, Canada	R	67.65/1	80.75/0.98	80.25/21	86/0.97	73.75/0.99	2.97	92.5/3	80.75/22	67.5/0.94	89/17.5	84.1/0.98	21.48	24.45	96/45	83/2.5	81.5/7	76.5/0.99	83.5/0.99	10.49	34.939	
234	(62)	63	Maley Anne Love McNulty : Mid America Region, USA	R	69/8.5	84.25/18.5	67.75/0.97	88.75/4	75/1	13.5	94.9/25.5	70.2/0.97	79/3.5	87/2.5	82.4/0.96	6.97	20.47	84/8.5	83/2.5	78.75/0.99	77.75/1	85.3/3	6.5	26.9675	
210	(64)	64	Sarah Gibson Connick Reid Academy : Southern Region, USA	R	66/0.99	77/0.93	62.75/0.95	88.75/4	65.25/0.94	2.88	91.4/1	75/1	73.25/0.97	88.3/12	88.3/21.5	13.99	16.87	70/0.99	74/0.99	76.5/0.99	76/0.99	82.7/0.99	2.96	19.835	
127	(65)	65	Ava McEnany Legacy Irish Dance Academy : Southern Region, USA		67/1	80.15/0.98	70.25/0.99	85/0.96	62/0.92	2.92	80.9/0.94	79/10	83.25/31	77.5/0.96	86.15/1	11.96	14.87							14.875	
187	(66)	66	Courtney Ferri Harney Pender Keady Academy : New England Region, USA		75.75/31	78.9/0.96	59.25/0.94	89.25/8.5	72.75/0.98	10.44	90.2/0.98	74/0.99	74.5/0.98	78/0.97	79/0.94	2.93	13.36							13.364	
225	(67)	67	Madelyn Smith McGrath Morgan Academy : Southern Region, USA		65/0.98	78/0.94	65.75/0.97	82/0.94	81.5/27	2.89	80.1/0.93	65/0.93	79.5/7.5	73/0.93	88.3/21.5	9.36	12.25								12.255
204	(68)	68	Ella Ledwidge Loughran : North West Region, England		66.65/0.99	80.15/0.98	71.25/0.99	89.5/10.5	74.75/1	2.98	88.8/0.97	79.75/15	74.75/0.98	87.75/7	84.7/0.98	8.96	11.94								11.939
139	(69)	69	Margaret Menderhall Brady Campbell : Mid America Region, USA		66.65/0.99	79/0.96	58/0.93	78.5/0.93	70/0.97	2.86	93.9/13.5	68.5/0.95	67.25/0.94	74/0.94	86.8/5	6.89	9.75								9.752
154	(70)	70	Jane Schlaudecker Erickson Academy : Mid America Region, USA		65.65/0.99	79.6/0.97	69.5/0.98	85.25/0.96	66.25/0.95	2.91	83/0.95	80/17	70/0.95	87/2.5	82/0.95	4.41	7.32								7.3165
130	(71)	71	Meave Hanniffy Scoil Rince Saoirse : Mid Atlantic Region, USA		65.65/0.99	79.15/0.97	61.5/0.95	76.75/0.92	63.5/0.93	2.84	91.1/0.99	70.5/0.97	68.75/0.95	87/2.5	87.2/10	4.47	7.31								7.3065
152	(72)	72	Olivia Grant Pacific Irish Dance : Victoria, Australia		64.35/0.98	83.5/12	67.25/0.97	88/0.99	72.25/0.98	2.95	90/0.98	76/2	69/0.95	88/10	86/0.99	3.97	6.92								6.923
157	(73)	73	Ireland Beckett McGing : Mid America Region, USA		64.25/0.97	79.2/0.97	74.5/4	85.5/0.96	73.75/0.99	2.93	91/0.99	70.5/0.97	78/1	85.2/0.99	84.9/0.98	2.97	5.89								5.8935
229	(74)	74	Méabh Twomey Mattierin : Western Region, Canada		67/1	81.8/1	60.5/0.94	90/14.5	72.25/0.98	2.97	89.3/0.97	72.75/0.98	82.5/28	76/0.95	82.5/0.96	2.92	5.89								5.889
172	(75)	75	Eliza McLaughlin Baffa Academy : Southern Region, USA		63.35/0.97	80.9/0.98	72.5/1	86.75/0.98	70.25/0.97	2.93	90.1/0.98	70.75/0.98	79.25/5.5	75/0.94	85.1/0.99	2.94	5.88								5.875



Final Result for Competition 23B : Girls Under 14 - B

WMH = World Medal Holder : OS = Overseas : WQ = World Qualifier : R = Recaller : Score = Judges marks : IP = Irish Points (Grid Score) : FTC = Failed To Complete


Card	Position @ recall	Final Place	Name/School	Status	ROUND 1 : Score/IP					1st Round Total (IP)	ROUND 2 : Score/IP					2nd Round total (IP)	Total IP for Rounds 1 & 2	ROUND 3 : Score/IP					3rd Round Total (IP) *	TOTAL IP *
					Michael Donnellan	Jonathan Mc Morrow	Karyn Oester	Claire Usher-McMorrow	Allis O'Dowda		Conor Ayres	Gerard Carroll	Maeev Croke	Caroline Greene-Parfery	Peg Griffiths			Maire Dixon	Isabella Fogarty	Sonia Leonard-Hanly	Attracia Quinn	Brian Sexton		
140	(76)	76	Danica Timm Richens/Timm : Mid America Region, USA		60.85/0.94	81.75/0.99	79/16	84/0.95	66.5/0.95	2.89	91.6/1	76/2	78.5/1	81/0.98	81/0.95	2.98	5.87							5.866
224	(77)	77	Genevieve De Guzman Scoil Rince Ni Riada : Western Region, USA		62.15/0.96	81/0.99	63.5/0.96	88.25/1	74.5/0.99	2.94	89.9/0.98	71/0.98	73.75/0.97	79/0.97	83.2/0.97	2.92	5.86							5.857
142	(78)	78	Reese Maher Trinity Academy : Mid America Region, USA		64.85/0.98	78.4/0.95	57.25/0.93	85.75/0.97	69.75/0.97	2.88	90.3/0.99	77.5/6	77.5/0.99	85/0.99	75.1/0.92	2.97	5.85							5.852
232	(79)	79	Mya Blacharczyk Meghan Torno School : Mid America Region, USA		66.75/1	81/0.99	69.25/0.98	88/0.99	71.5/0.98	2.96	80.2/0.93	65.1/0.93	74.25/0.98	80/0.97	84.6/0.98	2.88	5.85							5.8455
211	(80)	80	Brigid Little Forbes : New England Region, USA		64.25/0.97	79/0.96	72.25/0.99	88.5/1.33	65.5/0.94	2.93	88.1/0.97	72.5/0.98	72.25/0.97	74/0.94	86.4/1	2.91	5.84							5.841
112	(81)	81	Siena Elliffe Harney Pender Keady Academy : New England Region, USA		63/0.96	79.1/0.96	73/1	82/0.94	67/0.95	2.88	92.2/1	68.75/0.95	75/0.98	82/0.98	86.1/0.99	2.96	5.83							5.8315
109	(82)	82	Vivian Dinota Golding Academy : Mid Atlantic Region, USA		60/0.93	78.6/0.95	68/0.98	84/0.95	68/0.96	2.86	80.3/0.94	75/1	76.25/0.99	85/0.99	86.5/2	2.97	5.83							5.829
191	(83)	83	Izzy Donohue Trinity Academy : Mid America Region, USA		64/0.97	84.25/18.5	65.25/0.96	88.25/1	64.5/0.93	2.93	87/0.96	73.5/0.99	73.5/0.97	77/0.96	79.4/0.94	2.89	5.82							5.8225
158	(84)	84	Isabel Atwood Trinity Academy : Mid America Region, USA		62.35/0.96	77.75/0.94	73.5/1	84.25/0.95	72.75/0.98	2.89	89.5/0.98	68/0.95	76/0.98	82/0.98	83.5/0.97	2.93	5.82							5.818
202	(85)	85	Eddie Preshiren Hudson Irish Dance Academy : Mid America Region, USA		61.15/0.94	82/1	77.5/12	85.25/0.96	68.25/0.96	2.92	80.3/0.94	65/0.93	72.75/0.97	88/10	86.2/1	2.9	5.82							5.8165
201	(86)	86	Rose Helderle Ondrach Mulhern Geraghty : USA & Ireland		62.15/0.96	79/0.96	68.25/0.98	90.5/18.5	73/0.98	2.92	84/0.96	66/0.94	76.5/0.99	90/24.5	81.5/0.95	2.89	5.82							5.8155
101	(87)	87	Sophia Wood Kinsella : Mid America Region, USA		65/0.98	78/0.94	70/0.98	86/0.97	72/0.98	2.93	80.6/0.94	68/0.95	78/1	72/0.93	88.6/24	2.88	5.81							5.8125
200	(88)	88	Delaney Ngrandt MacConmara : Mid America Region, USA		63.35/0.97	75/0.93	73.25/1	86.5/0.98	69.25/0.96	2.91	88.3/0.97	69.1/0.96	78.25/1	80/0.97	82.9/0.96	2.9	5.81							5.812
138	(89)	89	Ella Richerson Dennethy Mayer : Mid America Region, USA		66.3/0.99	80.3/0.98	55/0.92	87.5/0.99	69.5/0.97	2.93	79.9/0.93	72.25/0.98	82.25/26.5	75/0.94	81.8/0.95	2.88	5.81							5.807
131	(90)	90	Keriana Hodson Ottawa Irish Dance : Eastern Region, Canada		60.75/0.94	78/0.94	62.5/0.95	85.75/0.97	70.5/0.97	2.86	94.8/24	74/0.99	76.5/0.99	78/0.97	77.1/0.93	2.94	5.81							5.8055
114	(91)	91	Katherine Bohlen Murphy Irish Arts Center : Mid America Region, USA		60.25/0.93	74.5/0.93	75/6	83.5/0.95	69/0.96	2.84	91.2/0.99	74.5/0.99	69.25/0.95	78/0.97	86.6/3	2.95	5.79							5.7905
173	(92)	92	Clara Smith Murphy Academy : New England Region, USA		64/0.97	78/0.94	67/0.97	87.75/0.99	71.25/0.97	2.92	87.5/0.96	69.5/0.96	75/0.98	76/0.95	75.9/0.93	2.87	5.79							5.789
119	(93)	93	Ava Hatfield Rince Na Tiarna : Mid Atlantic Region, USA		63/0.96	78.25/0.95	65.5/0.97	80.5/0.93	70/0.97	2.88	90.6/0.99	69.25/0.96	73.5/0.97	79.5/0.97	83.6/0.97	2.91	5.79							5.7885
214	(94)	94	Bronagh McKenna Mulcahy Academy : New England Region, USA		63/0.96	80.75/0.98	68.75/0.98	87.75/0.99	67.75/0.96	2.92	81.5/0.95	69.9/0.96	70.25/0.95	72/0.93	89.2/27	2.86	5.79							5.787
122	(95T)	95(T)	Diana Foley Foley Academy : Southern Region, USA		60.75/0.94	77/0.93	64.25/0.96	85.25/0.96	65.5/0.94	2.83	88.2/0.97	71/0.98	77/0.99	82/0.98	89.3/28.5	2.95	5.78							5.7845
143	(96T)	96(T)	Alexis McCauley Beglan Academy : Mid America Region, USA		63.35/0.97	81/0.99	56.5/0.93	88.5/1.33	70.75/0.97	2.92	82.2/0.95	70.1/0.97	66.75/0.94	82/0.98	80.1/0.94	2.86	5.78							5.7845
180	(97)	97	Chloe Roebuck Goulding : New England Region, USA		72/19	80/0.97	64.75/0.96	84/0.95	66.75/0.95	2.88	88.5/0.97	69.8/0.96	71.25/0.96	86/0.99	76.4/0.93	2.89	5.77							5.773
223	(98)	98	Kayleigh Marie Gilligan Doherty Petri : USA and Ireland		61.15/0.94	83.8/15	57.75/0.93	82.5/0.94	68.75/0.96	2.84	90.3/0.99	68.25/0.95	77.25/0.99	73/0.93	85/0.98	2.92	5.76							5.7605
178	(99)	99	Amelia Smith Lyons : Western Region, USA		62.35/0.96	81/0.99	64/0.96	79/0.93	65.25/0.94	2.86	82.4/0.95	75/1	70.75/0.96	80/0.97	83.5/0.97	2.9	5.76							5.755
102	(100)	100	Lila West Corda Mor : Mid America Region, USA		62/0.95	81/0.99	65/0.96	88/0.99	71/0.97	2.92	80.7/0.94	67.7/0.94	72/0.96	75/0.94	76.8/0.93	2.83	5.75							5.749



Final Result for Competition 23B : Girls Under 14 - B

WMH = World Medal Holder : OS = Overseas : WQ = World Qualifier : R = Recaller : Score = Judges marks : IP = Irish Points (Grid Score) : FTC = Failed To Complete

Card	Position @ recall	Final Place	Name/School	Status	ROUND 1 : Score/IP					1st Round Total (IP)	ROUND 2 : Score/IP					2nd Round total (IP)	Total IP for Rounds 1 & 2	ROUND 3 : Score/IP					3rd Round Total (IP) *	TOTAL IP *
					Michael Donnellan	Jonathan McMorrow	Karyn Oester	Claire Usher-McMorrow	Allis O'Dowda		Conor Ayres	Gerard Carroll	Maevie Croke	Caroline Greene-Parfery	Peg Griffiths			Maire Dixon	Isabella Fogarty	Sonia Leonard-Hanly	Attractia Quinn	Brian Sexton		
174	(101)	101	Brenda Gant ASA : Mid America Region, USA		61.35/0.95	79/0.96	62.5/0.95	85.5/0.96	74.75/1	2.88	84.5/0.96	68.75/0.95	71.5/0.96	74/0.94	83.8/0.97	2.87	5.75							5.7475
151	(102)	102	Katelyn Dunbar Greene Academy : Western Region, USA		62.25/0.96	77/0.93	66.5/0.97	79.5/0.93	67.25/0.95	2.84	88/0.97	67/0.94	64/0.93	85/0.99	85.5/0.99	2.9	5.74							5.739
156	(103)	103	Delaney Roman The Academy : Mid America and Western Australia		61.15/0.94	78.9/0.96	69/0.98	83/0.94	75.5/2.5	2.88	89/0.97	69/0.96	67/0.94	72/0.93	82.3/0.96	2.85	5.73							5.7295
145	(104)	104	Clena Gilday Hogan Irish Dance Academy : Mid America Region, USA		65/0.98	80/0.97	58.5/0.94	83.5/0.95	71.75/0.98	2.89	81.4/0.95	65.2/0.93	60.75/0.93	76.3/0.96	86.15/1	2.83	5.73							5.728
132	(105)	105	Julia Hall Graham : Eastern Region, Canada		61.5/0.95	76/0.93	61.75/0.95	82.5/0.94	73.5/0.99	2.84	89.8/0.98	68/0.95	67.75/0.94	79/0.97	83.7/0.97	2.89	5.72							5.722
233	(106)	106	Erin Dockweiler Dowds Irish Dance Academy : Mid America Region, USA		65.65/0.99	79/0.96	61.5/0.95	86/0.97	64.25/0.93	2.88	81.2/0.94	65/0.93	69.5/0.95	77/0.96	79.5/0.94	2.83	5.71							5.712
205	(107)	107	Molly Masterpole Francis Academy : Mid Atlantic Region, USA		64.35/0.98	78.75/0.95	55.5/0.92	86/0.97	62/0.92	2.85	87.8/0.96	70.2/0.97	68.5/0.95	73/0.93	81.1/0.95	2.86	5.71							5.71
124	(108)	108	Riley Mogull Michael Patrick Gallagher : Western Region, USA		61.65/0.95	76.5/0.93	71/0.99	79/0.93	72.5/0.98	2.86	81.5/0.95	66/0.94	65.75/0.94	77/0.96	84.3/0.98	2.84	5.71							5.7075
108	(109)	109	Nora Healy O'Hara : Mid America Region, USA		61.25/0.95	79/0.96	61/0.95	85/0.96	64/0.93	2.85	78/0.93	69.8/0.96	74/0.97	76/0.95	80.4/0.95	2.86	5.7							5.704
106	(110)	110	Sophie Ciric McGing : Mid America Region, USA		56/0.92	78.5/0.95	62/0.95	85.5/0.96	89/42	2.86	80.8/0.94	65.1/0.93	73/0.97	72/0.93	83.4/0.97	2.84	5.7							5.703
164	(111)	111	Vivian Morris Boyle : Southern Region, USA		60.95/0.94	77.75/0.94	57.5/0.93	85/0.96	73.25/0.99	2.84	80/0.93	69/0.96	71/0.96	76/0.95	83.1/0.96	2.86	5.7							5.6995
217	(112)	112	Ava Ansiaux The McLane School : Southern Region, USA		67.35/1	76/0.93	55.75/0.93	87/0.98	68/0.96	2.87	82.8/0.95	65.5/0.93	66.5/0.94	83/0.98	79.1/0.94	2.83	5.7							5.695
209	(113)	113	Erin Frugo Trinity Academy : Mid America Region, USA		69.45/11	78/0.94	71.75/0.99	83/0.94	66/0.94	2.88	80.5/0.94	69/0.96	63/0.93	74/0.94	75.7/0.93	2.81	5.68							5.6845
176	(114)	114	Addison Alonzo Trinity Academy : Mid America Region, USA		61.65/0.95	76.25/0.93	56.75/0.93	83/0.94	66.5/0.95	2.82	87.4/0.96	65.5/0.93	68/0.94	76/0.95	85.6/0.99	2.86	5.68							5.677
113	(115)	115	Carra Bartosch Glencastle Irish Dancers : Mid America Region, USA		60.5/0.93	80.1/0.97	66/0.97	84.5/0.95	71.5/0.98	2.89	78/0.93	65/0.93	64.5/0.93	71/0.92	75.8/0.93	2.78	5.67							5.6725
136	(116)	116	Ember Philpott Blakey O'Brien : Western Region, Canada		60/0.93	77.35/0.94	61.75/0.95	88.25/1	67.5/0.95	2.84	78.9/0.93	83.5/31	62.5/0.93	74/0.94	82.2/0.96	2.82	5.66							5.6615
129	(117)	117	Emilia Sherwood McGing : Mid America Region, USA		60/0.93	77.3/0.94	59.5/0.94	81.5/0.93	62.5/0.93	2.8	89.9/0.98	65/0.93	68.25/0.95	76/0.95	83/0.96	2.86	5.66							5.656
218	(118)	118	Sophie Pratt Castilla : Western Region, Canada		60.15/0.93	81.8/1	56.25/0.93	81.5/0.93	67.5/0.95	2.82	83.7/0.96	66/0.94	61.5/0.93	75/0.94	85.2/0.99	2.84	5.65							5.6545
166	(119)	119	Lillian Fannin Keenan Irish Dance : Western Region, USA		60/0.93	83.75/14	60.75/0.94	83.5/0.95	64.75/0.93	2.82	77/0.92	68.5/0.95	65/0.94	75/0.94	82.1/0.95	2.83	5.65							5.652
175	(120)	120	Avery Kane Scariff Locklier Leonelli : Western Region, USA		60.85/0.94	78.3/0.95	58.75/0.94	84.5/0.95	65.75/0.94	2.83	85.5/0.96	70.1/0.97	62/0.93	73/0.93	75.6/0.93	2.82	5.65							5.648
103	(121)	121	Amelia Lohfeld O'Riada Manning : Mid America Region, USA		57/0.92	72/0.92	60/0.94	83/0.94	66/0.94	2.81	79.1/0.93	65/0.93	70/0.95	76/0.95	85.4/0.99	2.83	5.64							5.641
195	(122)	122	Elise Boyle McDonough-Grimes : New England Region, USA		61.65/0.95	77.5/0.94	62.25/0.95	85.5/0.96	67/0.95	2.85	79/0.93	66.5/0.94	60.5/0.92	72/0.93	76.1/0.93	2.79	5.64							5.6375
111	(123)	123	Avery Wright The Academy : Mid America and Western Australia		59.5/0.93	78.2/0.95	63/0.96	80/0.93	63/0.93	2.8	89.6/0.98	70/0.97	63.5/0.93	74/0.94	76.3/0.93	2.83	5.64							5.6365
221	(124)	124	Katie McGreal Leneghan : Mid America Region, USA		61/0.94	74/0.92	59.75/0.94	81/0.93	64.75/0.93	2.81	82.6/0.95	67/0.94	66/0.94	75/0.94	79.2/0.94	2.82	5.63							5.6285
116	(125)	125	Rachel Lynch Brimhall Academy : Western Region, USA		61/0.94	78.7/0.95	74/2	82.5/0.94	63.5/0.93	2.83	77.5/0.92	65.9/0.94	62/0.93	79/0.97	75.2/0.92	2.79	5.62							5.62



Final Result for Competition 23B : Girls Under 14 - B

WMH = World Medal Holder : OS = Overseas : WQ = World Qualifier : R = Recaller : Score = Judges marks : IP = Irish Points (Grid Score) : FTC = Failed To Complete

Card	Position @ recall	Final Place	Name/School	Status	ROUND 1 : Score/IP					1st Round Total (IP)	ROUND 2 : Score/IP					2nd Round total (IP)	Total IP for Rounds 1 & 2	ROUND 3 : Score/IP					3rd Round Total (IP) *	TOTAL IP *
					Michael Donnellan	Jonathan McMorrow	Karyn Oster	Claire Usher-McMorrow	Ailis O'Dowda		Conor Ayres	Gerard Carroll	Maeve Croke	Caroline Greene-Parfery	Peg Griffiths			Maire Dixon	Isabella Fogarty	Sonia Leonard-Hanly	Attracta Quinn	Brian Sexton		
177	(126)	126	Ella Whisenhunt MAID : Southern Region, USA		60.6/0.93	75.5/0.93	57/0.93	82/0.94	66.75/0.95	2.8	81/0.94	66/0.94	61/0.93	70/0.92	79.6/0.94	2.8	5.6							5.6025
135	(127)	127	Carolina O'Naghten Niall O'Leary School : Southern Region, USA		60.75/0.94	75/0.93	59/0.94	78/0.92	60/0.92	2.79	78.8/0.93	66.1/0.94	60/0.92	75/0.94	82.8/0.96	2.81	5.6							5.5955