




# North American Irish Dance Championships 2023



## Results for Competition 21B : Girls Under 16 - B

### Adjudicators

#### *Round 1*


**Denise Elebert  
Jonathan McMorrow  
Edward Murphy  
Patricia Murphy  
Ailis O'Dowda**

#### *Round 2*

**Christine Ayres  
Liam Ayres  
Helan Greene  
Stephen McAteer  
Sharon O'Brien**

#### *Round 3*


**Maureen Hamilton-Nelson  
Sonia Leonard-Hanly  
Cian Nolan  
Karyn Oster  
Debbie Trainor**



## Final Result for Competition 21B : Girls Under 16 - B

WMH = World Medal Holder : OS = Overseas : WQ = World Qualifier : R = Recaller : Score = Judges marks : IP = Irish Points (Grid Score) : FTC = Failed To Complete

Card	Position @ recall	Final Place	Name/School	Status	ROUND 1 : Score/IP					1st Round Total (IP)	ROUND 2 : Score/IP					2nd Round total (IP)	Total IP for Rounds 1 & 2	ROUND 3 : Score/IP					3rd Round Total (IP) *	TOTAL IP *
					Denise Elebert	Jonathan McMorrow	Edward Murphy	Patricia Murphy	Allis O'Dowda		Christine Ayres	Liam Ayres	Helan Greene	Stephen McAteer	Sharon O'Brien			Maureen Hamilton-Nelson	Sonia Leonard-Hanly	Cian Nolan	Karyn Oster	Debbie Trainor		
280	(1)	1	Emma Groves Doherty Petri : USA and Ireland	WMH	86.25/53	86.9/34	97/100	87.1/42	96/100	195	97/100	90/100	87.2/42	93/100	96.9/100	300	495	93/47	95/65	87/18.5	91/60	80.5/35	142	637
164	(5)	2	Kaelin Donahue Harney Pender Keady Academy : New England Region, USA	WQ	82.3/31	90.3/75	92/43	80.8/0.99	91/45	119	92.5/56	87/65	90/100	85/38	96/56	177	296	95.5/75	94.5/50	92.75/48.5	92/75	90.5/100	200	496
105	(2)	3	Jayda Nsaja McGahan Lees : Southern Region, England	OS	84.75/41	87.75/53	91/37	87/39	94/53	133	96/75	86.5/50	88.1/75	89.5/60	96.5/75	210	343	83/19	95.1/75	89.5/28.5	90.25/53	86/56	137.5	480.5
234	(3)	4	Eimear Fegan Doherty Petri : USA and Ireland	OS	87/65	87.65/47	96/75	87.8/75	94.5/56	196	91.9/47	86.9/60	87.5/53	84/34.5	94.9/43	143	339	90/43	94/43	90/30.5	88/38	89/65	124	463
160	(6)	5	Gracie Massery Lavin-Cassidy : Mid America Region, USA	WQ	81.75/25	91/100	85.5/0.99	87.4/53	92/47	125	93/65	86.1/39	86.8/32.5	89.75/65	94.8/41	145	270	96/100	94.8/58	93.25/56	86.5/34	90/75	189	459
281	(10)	6	Evia Hayter Blakey O'Brien : Western Region, Canada	WMH	80.25/11.5	85.2/13.5	93.5/56	86.4/32	87.25/28	73.5	86.3/19	87.2/75	87.2/42	89/56	96.3/65	163	236.5	95/65	94.75/53	95.5/100	90/50	84.5/45	168	404.5
110	(9)	7	Zoe Janowski Bellator Academy : Mid America Region, USA	WQ	85/43	88.25/65	89/21	85/25	95/60	128	88.6/31	85.6/35	87.4/48.5	80.5/26.5	95.7/50	114.5	242.5	86.5/32	93.5/35.5	89.5/28.5	93/100	82.5/39	106.5	349
240	(11)	8	Sydney Jones Celtic Steps : Western Region, USA	WQ	89.75/100	87.7/50	92.3/47	84.9/24	90.25/38.5	135.5	87/23	85.9/38	86.2/26	84.5/36	96.2/60	100	235.5	86/31	91.5/22	93/53	75/10	87/60	106	341.5
137	(8)	9	Greta Overcash DeNogla Academy : Southern Region, USA	WQ	82.25/29.5	85.6/18.5	93/50	87.6/60	95.5/75	139.5	88.5/30	86.6/53	87.4/48.5	82.5/31	94.1/35	114.5	254	93.5/50	91.75/23.5	92.25/43	78.5/18	75/14.5	84.5	338.5
249	(12)	10	Claire Cromheecke Lavin-Cassidy : Mid America Region, USA	WQ	80.5/13.5	86.1/26.5	88.8/20	85.3/28	88.75/33	74.5	92.9/60	86.3/44	85.65/21	90/75	93.7/31	135	209.5	94/53	93.75/38.5	94/70	83/28	80/32.5	124	333.5
143	(7)	11	Lauren Rendel McDade-Cara : Mid Atlantic Region, USA	WQ	86/50	87.8/56	94/60	81.5/3	93/50	156	88.7/32.5	86.2/41	82/0.98	84/34.5	94.6/39	106	262	76.5/0.99	91/19	92.75/48.5	75.5/11	79/28	58	320
159	(17)	12	Nadene Metcalfe Goggin-Carroll : Eastern Region, Canada	WQ	82.5/32.5	86/25	93.4/53	83.9/19	90/36.5	94	87.5/25	84.8/29.5	87/37	79.5/20	93.9/33	87.5	181.5	94.75/60	94.25/47	91.25/37.5	89.5/47	77.5/22	131.5	313
183	(16)	14	Izzy Grace Ciesla Dennelhy Mayer : Mid America Region, USA	WQ	82.5/32.5	87.4/43	89.5/24	86.5/33	90.5/41	106.5	88.8/34	85/32	85.9/23	76/1	93/27	82	188.5	89.5/41	95.5/100	91/35	76.5/14	80/32.5	108.5	297
266	(15)	15	Casey Bartley McInerney : New England Region, USA	WQ	88.25/75	87.5/45	91.1/38	86.7/35	90.25/38.5	121.5	83.2/2.5	86.3/44	78.2/0.93	81.5/29	94.5/38	69.5	191	84.75/27	93.75/38.5	89/26.5	85/31	85.5/15.5	96.5	287.5
218	(18)	16	Maeve Fetter Harney Pender Keady Academy : New England Region, USA	WQ	85.5/47	85.75/21	90.3/32.5	85.1/26	83.5/19	79.5	92/50	84.7/28	87.8/56	77.5/10.5	88.7/0.99	88.5	168	87.25/35	93.8/41	91/35	76.25/13	80.5/35	105	273
187	(13)	17	Kensington Kirk Brady Academy : New England Region, USA	WQ	81.5/23	87.25/38	90.2/31	88/100	89/34	103	91/45	84/23	87/37	72/0.95	94/34	94	197	81.25/13	93.6/37	83/1.5	91.5/65	78/23.5	73.5	270.5
238	(19)	18	Dahlia Pantalena Marie Moore : Mid Atlantic Region, USA	WQ	80.1/10	86.1/26.5	81.2/0.97	87.2/45	90/36.5	73	89.6/38	86.4/47	83/0.99	82/30	92.6/25	93	166	85/28.5	92.5/29	88.5/24.5	89/43	82/38	95.5	261.5
190	(23)	19	Anna Lucy McDermott Loughran : North West Region, England	OS	82.25/29.5	87.35/41	88.7/19	81.2/1	88.5/32	80.5	85/14	85.2/34	84.3/4	75/0.98	95.2/45	52	132.5	87.5/36	94.1/45	88.5/24.5	88.5/40	84/43	119	251.5
111	(14)	20	Avery McGregor Miller : Eastern Region, Canada	WQ	80.5/13.5	87.9/60	90.5/34	87.5/56	72/0.97	103.5	88.9/35	83.1/18	87/37	85.5/39	91.2/16	90	193.5	81.5/14.5	91.25/21	84.5/7.5	84/30	77/20.5	56	249.5
250	(22)	21	Kendall Smith McGrath Morgan Academy : Southern Region, USA	WQ	82.75/34	87.2/37	84.9/0.99	84.3/23	90.75/43	94	81/0.99	84.1/24.5	85.4/16.5	81/28	81.6/0.9	41.99	135.99	87/34	93.5/35.5	91/35	86/33	81/37	104.5	240.49
199	(20)	22	Delaney Farrell DeNogla Academy : Mid Atlantic Region, USA	WQ	83.25/36	84.8/10	90.3/32.5	87.3/48.5	87.5/29	97.5	89/36	85.7/36	80.1/0.96	79.5/20	89/1	57	154.5	87.75/37	94.8/58	85.5/11.5	74.25/8	79.5/30.5	79	233.5
132	(26)	23	Emma Broderick Dennelhy Mayer : Mid America Region, USA	WQ	77/0.96	85.7/20	90.1/30	87.1/42	79.5/3	53	88.7/32.5	84.1/24.5	80.6/0.96	86.5/44	91.1/15	72	125	91/45	93/31	89/26.5	87.5/36	83/41	108	233
186	(21)	24	Rebekah McLaughlin Baffa Academy : Southern Region, USA	WQ	82/27.5	85.25/15	95/65	81.9/7	56/0.89	49.5	88/27	84.5/27	87.1/39	83/32	93.5/30	89	138.5	85/28.5	93.4/34	90.5/32.5	69.25/0.99	75/14.5	75.5	214
264	(25)	25	Colleen McDermott Walsh Kelley : Southern Region, USA	WQ	80.75/16	86.2/28	85.3/0.99	86.9/37.5	82.75/17	61	84.9/13	82.6/13	87.3/45	79/17.5	94.2/36	66.5	127.5	81.5/14.5	90.5/17	90/30.5	81/24	85/47	71.5	199
204	(24)	26	Abigail Kelly Hooley School : Mid Atlantic Region, USA	R	80.75/16	86.25/29	87.9/10	84.1/21	81.5/13	50	89.5/37	86.7/56	83.8/1	78/13	93.8/32	82	132	77.75/1	89/10	91.25/37.5	77.5/16	79/28	54	186



## Final Result for Competition 21B : Girls Under 16 - B

WMH = World Medal Holder : OS = Overseas : WQ = World Qualifier : R = Recaller : Score = Judges marks : IP = Irish Points (Grid Score) : FTC = Failed To Complete


Card	Position @ recall	Final Place	Name/School	Status	ROUND 1 : Score/IP					1st Round Total (IP)	ROUND 2 : Score/IP					2nd Round total (IP)	Total IP for Rounds 1 & 2	ROUND 3 : Score/IP					3rd Round Total (IP) *	TOTAL IP *
					Denise Elebert	Jonathan McMorrow	Edward Murphy	Patricia Murphy	Allis O'Dowda		Christine Ayres	Liam Ayres	Helan Greene	Stephen McAleer	Sharon O'Brien			Maureen Hamilton-Nelson	Sonia Leonard-Hanly	Cian Nolan	Karyn Oster	Debbie Trainor		
127	(50)	27	Lily Noonan McAleer-Paulson : Mid Atlantic Region, USA	R	73.75/0.91	83.6/1	88.4/16	83/15	67.5/0.96	16.95	86.6/21	79.2/0.95	86.4/28	76/1	82.5/0.92	22.94	39.9	94.5/56	89.25/11	93.5/60	85.5/32	85.5/51.5	139.5	179.4
215	(40)	28	Rylei Young Ardan Academy : Mid America Region, USA	R	78/0.98	85.5/17	88.3/14.5	82.2/10	82.5/15.5	40	84.5/10	83.5/20	84.4/5	80/24.5	88.3/0.99	35	75	89/39	93.25/32.5	94/70	81.5/25	78.5/25.5	97	172
208	(33)	29	Avery Ward The Kelly School of Irish Dance : New England Region, USA	R	84/38	84.3/5	84.1/0.98	85.9/30	72.5/0.98	35.98	81.5/0.99	81.1/0.99	88/65	79.75/22.5	93.2/28	51.49	87.47	88/38	92.3/28	86.75/17	73.25/5	79.5/30.5	75.5	162.97
265	(28)	30	Ciara Cromie Schade Academy : Mid Atlantic Region, USA	R	81.75/25	85.9/23.5	87.3/4.5	86.8/36	88.25/31	79.5	83/1	82.4/10	86.7/31	72/0.95	89.8/8	19	98.5	84.5/26	86.5/1	83.5/3	89.25/45	78/23.5	52.5	151
168	(31)	31	Sela Shanellaris Murray Academy : New England Region, USA	R	86.5/56	86.8/33	90.6/35	84/20	75.5/0.99	88	79.5/0.96	79.9/0.97	81/0.97	77/6.5	88/0.99	2.92	90.92	83.25/20.5	92/25.5	87/18.5	79.5/21	67.5/0.99	60	150.92
161	(30)	32	Cora Raikou The Michaela Hinds Academy : Eastern Region, Canada	R	81.25/20.5	83.75/1	89.7/26	86/31	72.25/0.98	47.5	84.6/11	85.8/37	84.7/8	77/6.5	92.7/26	45	92.5	83.5/22	92.75/30	86.5/15.5	79/20	75.5/16	58	150.5
114	(32)	33	Kate Riley Meghan Torno School : Mid America Region, USA	R	79.5/1.33	84.6/8	80/0.96	80.5/0.99	71/0.97	3.29	89.7/39	83.2/19	82.5/0.99	84.75/37	93.4/29	85	88.29	82.5/17.5	90.75/18	85/9.5	74/7	73/9.5	36.5	124.79
276	(42)	34	Violet O'Donnell Drake : Southern Region, USA	R	75/0.93	83.6/1	89.4/23	86.9/37.5	86.5/26	50	81.2/0.99	82/3.5	84.9/10	71.5/0.94	90.7/12	14.49	64.49	85.25/30	88.5/8	92.5/45	77/15	74/12	57	121.49
220	(49)	35	Nieve Howard Bellator Academy : Mid America Region, USA	R	83/35	82.1/0.98	87.7/9	80/0.98	59.5/0.91	10.96	84.7/12	84.9/31	82.7/0.99	79/17.5	88.2/0.99	30.49	41.45	83.75/23	91.75/23.5	88/22.5	70.75/1	77/20.5	66	107.45
108	(36)	36	Madeline Mae Schnitzer Kanaley : New England Region, USA	R	84.5/39	87/35	88.1/12	78/0.94	78/1	48	85.2/15	82.8/15.5	75.6/0.88	79.75/22.5	86.8/0.97	31.47	79.47	76.5/0.99	92/25.5	80.5/0.99	87/35	69.5/1	27.49	106.96
232	(29)	37	Marisa Stewart The Michaela Hinds Academy : Eastern Region, Canada	R	85.25/45	83.2/0.99	91.5/41	79.5/0.97	89.5/35	76.99	84/8	85.1/33	83.9/1	75/0.98	90.3/10	19	95.99	66/0.97	88/6	84.5/7.5	70/0.99	60/0.97	7.96	103.96
224	(35)	38	Katie Greve Inishfree : Mid Atlantic Region, USA	R	83.75/37	85.8/22	88.6/17.5	85.2/27	86/25	74	82/1	82/3.5	84.6/7	75.5/0.99	84.7/0.95	5.49	79.49	78/1	84/0.99	92/41	80/22	70/1	24	103.49
196	(27)	39	Isabella Ponzanelli Celtica Dance Academy : Mexico	R	79.5/1.33	85.1/12	86.1/1	82.8/14	80/6	19.33	90/43	82.3/8.5	86.5/29	86.5/44	89.6/6	80.5	99.83	74.25/0.99	87.25/3	82/1	65.75/0.98	60/0.97	2.96	102.79
225	(45)	40	Dempsey Rose Barbera Southern Irish Dance : Southern Region, USA	R	80.25/11.5	85.4/16	81.8/0.98	81/0.99	72/0.97	13.47	81.8/0.99	82.7/14	86.3/27	86/41	89.3/1	42	55.47	82/16	83.5/0.99	87.5/20.5	87.75/37	62/0.98	37.49	92.96
175	(43)	41	Ireland Carangelo Goodwin : Mid Atlantic Region, USA	R	82/27.5	84.5/7	88.3/14.5	80/0.98	67/0.95	22.48	86/17	80.2/0.98	86/24	72.5/0.96	95.5/47	41.98	64.45	79.75/7	84.75/0.99	86.5/15.5	78.75/19	68.5/0.99	23.49	87.95
201	(34)	42	Sheridan Delegal Legacy Irish Dance Academy : Southern Region, USA	R	76/0.95	82/0.98	89.7/26	87.7/65	85.5/24	50.98	89.9/41	81/0.99	86.6/30	74/0.97	87.3/0.98	31.97	82.94	74.75/0.99	91.1/20	79/0.98	63.5/0.97	69/1	2.96	85.91
222	(37)	43	Kaitlin Thomas Drake : Southern Region, USA	R	81.25/20.5	86.75/32	87.2/3	82.3/11	66.5/0.95	34.5	88.3/28	78.8/0.93	85.3/15	87/50	82.8/0.92	43.93	78.43	72.75/0.98	77.25/0.98	81.5/0.99	72.75/3	76/17.5	4.98	83.41
244	(38)	44	Mairead O'Brien O'Dwyer : New England Region, USA	R	81/18.5	87.1/36	91.2/39	83.3/18	83.75/20	74.5	81.7/0.99	80.7/0.99	83.6/1	77/6.5	88.8/1	2.98	77.48	64/0.97	76.75/0.98	84/5	60/0.97	61/0.98	2.92	80.41
158	(39)	45	Lillian Borzick Glencastle Irish Dancers : Mid America Region, USA	R	79.25/1	82.75/0.99	73.6/0.9	81.6/4	84.5/22	5.99	87.9/26	84.4/26	86.9/34.5	78/13	91.4/18.5	70.5	76.49	67.5/0.97	85.25/1	75/0.97	66.5/0.98	60/0.97	2.92	79.41
153	(55)	46	Quinn McCarthy Rankin Holland : Mid America Region, USA	R	81.3/22	85/11	87.3/4.5	80.4/0.99	70.5/0.97	16.49	84.4/9	79.7/0.96	81.7/0.98	68/0.91	91.4/18.5	10.94	27.42	80.75/10.5	89.5/12.5	85.5/11.5	90.5/56	78.5/25.5	49.5	76.92
251	(41)	47	Paige Mandryk Knock O'Hogan Irish Dance : Western Region, Canada	R	78.3/0.98	85.9/23.5	84.3/0.99	82.4/12	87/27	36.49	81.6/0.99	81.6/1.33	86.9/34.5	88/53	89.2/1	36.83	73.32	84/24	74.5/0.97	82.5/1	72/1	69/1	2.99	76.31
133	(56)	48	Addyson Randolph Celtic Academy : Mid America Region, USA	R	75.25/0.94	83.25/0.99	90.7/36	74/0.88	84/21	22.93	82.9/1	80.1/0.97	81.7/0.98	69/0.92	85.1/0.95	2.9	25.83	86.75/33	85/1	88/22.5	73.5/6	76/17.5	46	71.83
178	(64)	49	Abigail McCarty Celtic Academy : Mid America Region, USA	R	77.75/0.98	84.75/9	77.3/0.94	82/8	76/0.99	9.97	77.5/0.93	77.5/0.91	81.1/0.97	69/0.92	90.5/11	2.82	12.79	77.25/1	88.75/9	87.5/20.5	83.25/29	79/28	57.5	70.29
128	(52)	50	Marianna Butera Trinity Academy : Mid America Region, USA	R	79.75/4.5	86.5/30	82/0.98	78.3/0.95	81/11	16.48	80.8/0.98	82.9/17	82/0.98	76.5/1.75	91.6/21	19.73	36.21	82.5/17.5	89.5/12.5	90.5/32.5	60.25/0.97	66.5/0.99	30.99	67.2
229	(48)	51	Lauren Laffeur Murray Academy : New England Region, USA	R	79.75/4.5	85.2/13.5	80.6/0.97	83.2/17	80/6	24	80.9/0.99	82.1/5.5	85.2/14	68.5/0.92	92.3/23	20.49	44.49	68/0.97	90/16	83/1.5	82/26	63.5/0.98	18.48	62.97



## Final Result for Competition 21B : Girls Under 16 - B

WMH = World Medal Holder : OS = Overseas : WQ = World Qualifier : R = Recaller : Score = Judges marks : IP = Irish Points (Grid Score) : FTC = Failed To Complete


Card	Position @ recall	Final Place	Name/School	Status	ROUND 1 : Score/IP					1st Round Total (IP)	ROUND 2 : Score/IP					2nd Round total (IP)	Total IP for Rounds 1 & 2	ROUND 3 : Score/IP					3rd Round Total (IP) *	TOTAL IP *
					Denise Elebert	Jonathan McMorrow	Edward Murphy	Patricia Murphy	Allis O'Dowda		Christine Ayres	Liam Ayres	Helan Greene	Stephen McAteer	Sharon O'Brien			Maureen Hamilton-Nelson	Sonia Leonard-Hanly	Cian Nolan	Karyn Oster	Debbie Trainor		
107	(44)	52	Molly Noone Scoil Rincoe Fa'inne Chladach : Eastern Region, Canada	R	79.25/1	84/3	90/29	80/0.98	67/0.95	<b>4.98</b>	86.4/20	84.8/29.5	84.5/6	80.5/26.5	89.4/2	<b>52.5</b>	<b>57.48</b>	70/0.97	78.75/0.98	74/0.97	71.75/1	71.5/5.5	<b>2.96</b>	<b>60.43</b>
125	(46)	53	Shannon McMenamin Schade Academy : Mid Atlantic Region, USA	R	78.75/0.99	85.6/18.5	79.4/0.95	81.1/1	80/6	<b>7.99</b>	88.4/29	83.8/21	77.7/0.92	74/0.97	91.3/17	<b>38.97</b>	<b>46.96</b>	84.25/25	87.5/4	84/5	70.5/0.99	71/3.5	<b>12.5</b>	<b>59.46</b>
202	(47)	54	Dorothy Letts Doherty Patri : USA and Ireland	R	78.75/0.99	82.5/0.99	79.92/0.96	81.4/2	75.75/0.99	<b>2.97</b>	86.8/22	81.5/1	86.1/25	73/0.96	91.5/20	<b>43</b>	<b>45.97</b>	79.5/5.5	83.25/0.99	81.5/0.99	71.25/1	73/9.5	<b>7.49</b>	<b>53.46</b>
156	(51)	55	Katie O'Connell Carpenter Academy : Southern Region, USA	R	77/0.96	80.5/0.95	78.1/0.95	77.4/0.93	83/18	<b>2.86</b>	85.5/16	82.8/15.5	78/0.92	80/24.5	89.5/4	<b>35.5</b>	<b>38.36</b>	76.75/1	87.75/5	80.5/0.99	82.5/27	71.5/5.5	<b>11.5</b>	<b>49.86</b>
141	(76)	56	Makenna Jung Penk-O'Donnell : Western Region, Canada	R	74.5/0.92	86.6/31	80.5/0.97	79.8/0.97	66.5/0.95	<b>2.89</b>	82.2/1	80.5/0.98	76.2/0.89	77/6.5	88.5/0.99	<b>2.97</b>	<b>5.86</b>	80.5/8.5	92.25/27	80.25/0.99	88.5/40	72.5/8	<b>43.5</b>	<b>49.36</b>
173	(75)	57	Caroline Hubbard O'Dwyer : New England Region, USA	R	81.75/25	81.75/0.97	86.3/1	81.3/1	76.5/0.99	<b>2.99</b>	78/0.94	79.1/0.94	81.9/0.98	73/0.96	90/9	<b>2.88</b>	<b>5.87</b>	83.25/20.5	75.5/0.98	86.25/14	80.5/23	70/1	<b>35.5</b>	<b>41.37</b>
235	(53)	58	Catherine Catherall McNamara McCarthy : Mid America Region, USA	R	76.75/0.96	80.4/0.95	85.7/0.99	84.2/22	63.25/0.93	<b>2.9</b>	79.5/0.96	82.1/5.5	85.8/22	74.5/0.98	94.3/37	<b>28.48</b>	<b>31.38</b>	73.5/0.98	72.25/0.97	76/0.97	65/0.98	60.5/0.98	<b>2.92</b>	<b>34.3</b>
197	(54)	59	Megan Young Heritage Irish Dance Company : Mid Atlantic Region, USA	R	75.25/0.94	84.25/4	88.2/13	83.1/16	80.5/9	<b>26</b>	78.9/0.95	80.9/0.99	81.3/0.97	73.5/0.97	80.7/0.89	<b>2.89</b>	<b>28.89</b>	78.25/2	86.75/1	81/0.99	66.25/0.98	60.5/0.98	<b>2.97</b>	<b>31.86</b>
227	(65)	60	Maya McClellan Yvonne Kelly Dance Academy : Eastern Region, Canada	R	80/8	82.3/0.98	87.5/7.5	79/0.96	77.5/1	<b>9.48</b>	78.4/0.94	80.5/0.98	84.8/9	73.5/0.97	85.3/0.95	<b>2.9</b>	<b>12.38</b>	74/0.98	89.75/14.5	82/1	78/17	66/0.99	<b>16.49</b>	<b>28.86</b>
177	(57)	61	Helene Lawson Kavanagh Porter Academy: USA and Ireland	R	77.25/0.97	81.5/0.97	86/1	81.7/5	74.75/0.99	<b>2.95</b>	74.5/0.91	79.6/0.96	85.6/20	74/0.97	92/22	<b>21.93</b>	<b>24.88</b>	75.25/0.99	74/0.97	82.5/1	68.75/0.99	61.5/0.98	<b>2.96</b>	<b>27.84</b>
179	(84)	62	Amelia Williams Royal Academy : Southern Region, USA	R	79.5/1.33	81.6/0.97	84.6/0.99	77.5/0.93	60/0.91	<b>2.89</b>	81.9/1	78.4/0.93	82.1/0.98	71.5/0.94	85.5/0.95	<b>2.88</b>	<b>5.77</b>	70/0.97	88.25/7	84/5	74.5/9	74.5/13	<b>21</b>	<b>26.77</b>
182	(58)	63	Rory Miles Jamieson : Mid Atlantic Region, USA	R	74.25/0.92	79.8/0.94	72.9/0.89	77.9/0.94	54.5/0.88	<b>2.75</b>	68.7/0.88	79.9/0.97	85.5/18.5	73/0.96	92.5/24	<b>20.43</b>	<b>23.17</b>	77/1	79/0.99	79.5/0.98	62/0.97	62.5/0.98	<b>2.95</b>	<b>26.12</b>
243	(62)	64	Tessa Bublick Goggin-Carroll : Eastern Region, Canada	R	72.75/0.9	80/0.94	76.84/0.93	78.5/0.95	70/0.97	<b>2.83</b>	79.6/0.96	82.5/11.5	81.4/0.97	83.5/33	86.2/0.96	<b>13.44</b>	<b>16.26</b>	78.5/3	79.5/0.99	79/0.98	73/4	71/3.5	<b>7.49</b>	<b>23.75</b>
268	(59)	65	Sophia Jaynes The Academy : Mid America and Western Australia	R	77.5/0.97	82.2/0.98	84.5/0.99	85.4/29	81.25/12	<b>13.97</b>	80/0.97	78.6/0.93	76.2/0.89	71/0.94	87.1/0.97	<b>2.84</b>	<b>16.8</b>	79/4	93.25/32.5	78/0.98	68.25/0.99	67/0.99	<b>5.98</b>	<b>22.78</b>
252	(73)	66	Sadie Disher Dwyer : Mid America Region, USA	R	79/0.99	77.7/0.9	81.6/0.98	79.7/0.97	82.5/15.5	<b>2.94</b>	80.1/0.97	81.4/1	83.4/0.99	74/0.97	82.2/0.91	<b>2.94</b>	<b>5.88</b>	81/12	87/2	86/13	67/0.98	60/0.97	<b>14.98</b>	<b>20.86</b>
181	(70)	67	Bevan Doherty Forbes : New England Region, USA	R	79/0.99	82.8/0.99	87.4/6	80.9/0.99	63.5/0.93	<b>2.98</b>	83.8/7	79.8/0.96	84.2/3	72.75/0.96	82/0.91	<b>4.92</b>	<b>7.9</b>	80.75/10.5	81/0.99	78/0.98	70.25/0.99	76.5/19	<b>12.48</b>	<b>20.38</b>
129	(66)	68	Lindsay White Clann Lir Academy : New England Region, USA	R	81/18.5	77.3/0.9	87.5/7.5	75.5/0.9	73/0.98	<b>9.38</b>	87.2/24	79/0.94	79.5/0.95	76/1	80.6/0.89	<b>2.88</b>	<b>12.26</b>	79.5/5.5	86.25/1	91.5/39	61/0.97	65.5/0.99	<b>7.49</b>	<b>19.75</b>
274	(60)	69	Orlaith Brown Osborne : Scotland	R	75.5/0.94	80.9/0.96	79.6/0.95	80.5/0.99	76.75/0.99	<b>2.9</b>	80.6/0.98	82.5/11.5	78.3/0.93	78.5/15.5	88.1/0.99	<b>13.47</b>	<b>16.37</b>	74.25/0.99	78/0.98	77.5/0.98	72.5/2	65/0.99	<b>2.95</b>	<b>19.32</b>
176	(61)	70	Elizabeth Pederghna Onórach Mulhern Geraghty : USA & Ireland	R	75.5/0.94	80.3/0.95	76.2/0.93	80.3/0.98	66/0.95	<b>2.84</b>	80/0.97	79.3/0.95	85/11.5	73.5/0.97	91/14	<b>13.44</b>	<b>16.27</b>	66/0.97	77.5/0.98	78.5/0.98	66.75/0.98	60/0.97	<b>2.93</b>	<b>19.2</b>
151	(63)	71	Caroline Panasci Inishfree : Mid Atlantic Region, USA	R	80/8	83/0.99	83/0.98	82.7/13	76.25/0.99	<b>9.98</b>	83.3/4	80.6/0.98	80/0.95	71.5/0.94	89.5/4	<b>5.94</b>	<b>15.92</b>	71.5/0.98	82.25/0.99	81.5/0.99	69.5/0.99	73.5/11	<b>2.97</b>	<b>18.89</b>
248	(72)	72	Ainsley Lawson Kavanagh Porter Academy: USA and Ireland	R	77.25/0.97	82.3/0.98	84.7/0.99	81/0.99	80.75/10	<b>2.97</b>	78.5/0.95	81.4/1	85.4/16.5	75.5/0.99	88.9/1	<b>2.98</b>	<b>5.95</b>	71/0.98	77.75/0.98	73.5/0.97	76/12	72/7	<b>8.96</b>	<b>14.91</b>
241	(67)	73	Gracie Anderson McDade-Cara : Mid Atlantic Region, USA	R	76.25/0.95	81.7/0.97	84.2/0.98	77.2/0.93	77.75/1	<b>2.91</b>	86.2/18	82.2/7	78.1/0.92	75/0.98	88.6/0.99	<b>8.98</b>	<b>11.88</b>	75/0.99	75/0.98	81/0.99	68/0.99	61/0.98	<b>2.95</b>	<b>14.83</b>
185	(68)	74	Talia Doud Burke : Mid America Region, USA	R	74.75/0.93	79/0.92	77.1/0.94	81.8/6	88/30	<b>7.86</b>	77.4/0.93	75.7/0.89	80.8/0.97	66.5/0.9	81.5/0.9	<b>2.73</b>	<b>10.6</b>	72.5/0.98	71.75/0.97	75.5/0.97	64.5/0.97	63/0.98	<b>2.93</b>	<b>13.52</b>
123	(69)	75	Katie McKenna Watters : Southern Region, USA	R	75/0.93	82.1/0.98	87/2	77.2/0.93	68/0.96	<b>2.87</b>	83.4/5	79.5/0.96	81/0.97	78/13	85.9/0.96	<b>6.93</b>	<b>9.8</b>	73/0.98	85.75/1	80/0.99	66/0.98	64/0.99	<b>2.95</b>	<b>12.75</b>
271	(79)	76	Caeleigh Edmiston Meghan Torno School : Mid America Region, USA	R	74.5/0.92	83.4/1	80.99/0.97	86.6/34	70.75/0.97	<b>2.94</b>	80.3/0.98	80.1/0.97	82.8/0.99	64/0.89	83.4/0.93	<b>2.88</b>	<b>5.82</b>	76.25/0.99	89.75/14.5	80/0.99	71/1	70.5/2	<b>3.99</b>	<b>9.81</b>



## Final Result for Competition 21B : Girls Under 16 - B

WMH = World Medal Holder : OS = Overseas : WQ = World Qualifier : R = Recaller : Score = Judges marks : IP = Irish Points (Grid Score) : FTC = Failed To Complete


Card	Position @ recall	Final Place	Name/School	Status	ROUND 1 : Score/IP					1st Round Total (IP)	ROUND 2 : Score/IP					2nd Round total (IP)	Total IP for Rounds 1 & 2	ROUND 3 : Score/IP					3rd Round Total (IP) *	TOTAL IP *
					Denise Elebert	Jonathan McMorrow	Edward Murphy	Patricia Murphy	Allis O'Dowda		Christine Ayres	Liam Ayres	Helan Greene	Stephen McAteer	Sharon O'Brien			Maureen Hamilton-Nelson	Sonia Leonard-Hanly	Cian Nolan	Karyn Oster	Debbie Trainor		
106	(71)	77	Tatum Walsh O'Riada Manning : Mid America Region, USA	R	78.5/0.99	82.5/0.99	85/0.99	76.2/0.91	62/0.92	2.9	80.3/0.98	82.3/8.5	82.2/0.98	76.5/1.75	87.2/0.97	3.71	6.61	67/0.97	75.75/0.98	69/0.97	69/0.99	59/0.97	2.91	9.52
269	(74)	78	Isabelle Anaya Trinity Academy : Mid America Region, USA	R	78.5/0.99	81.9/0.98	86.3/1	79.9/0.98	69.75/0.96	2.94	79.4/0.96	79.5/0.96	85.1/13	74.5/0.98	89.1/1	2.94	5.87	75.5/0.99	78.5/0.98	77/0.97	63/0.97	80.5/35	2.95	8.82
126	(82)	79(T)	Nina Adout Yvonne Kelly Dance Academy : Eastern Region, Canada	R	78.25/0.98	80.4/0.95	79.1/0.95	78.2/0.95	79/2	2.88	78.3/0.94	80.6/0.98	76.6/0.9	75/0.98	89.5/4	2.91	5.79	77.5/1	80.25/0.99	85/9.5	67.75/0.99	68/0.99	2.98	8.77
209	(77)	79(T)	Alexandra Smith Rince Na Tiarna : Mid Atlantic Region, USA	R	79.25/1	81.8/0.97	80.4/0.96	77/0.92	74.25/0.99	2.92	80.2/0.98	80.8/0.99	80.5/0.96	74/0.97	90.8/13	2.93	5.86	71.5/0.98	73/0.97	77/0.97	64.25/0.97	59/0.97	2.92	8.77
283	(78)	79(T)	Amy Murphy Harney Pender Keady Academy : New England Region, USA	R	78.5/0.99	81.25/0.96	80.3/0.96	79.5/0.97	78.25/1	2.92	80.4/0.98	80.7/0.99	76.9/0.91	72/0.95	86.7/0.97	2.9	5.82	75.75/0.99	73.5/0.97	79.5/0.98	71.5/1	61.5/0.98	2.95	8.77
144	(80)	82	Grace Trunnell Dillon-Gavin : Mid America Region, USA	R	76.75/0.96	81.3/0.97	81/0.97	75.9/0.91	77/1	2.9	81.1/0.99	80/0.97	78.3/0.93	79.5/20	84.7/0.95	2.9	5.8	80.5/8.5	83/0.99	78.5/0.98	66.5/0.98	64.5/0.99	2.96	8.76
205	(83)	83	Tara Melnychuk Matterin : Western Region, Canada	R	75.25/0.94	83.3/1	76.7/0.93	77/0.92	65.5/0.94	2.81	81/0.99	81.3/0.99	86.8/32.5	73.25/0.96	88.5/0.99	2.97	5.78	70.5/0.98	74.25/0.97	79.75/0.99	67.25/0.98	70/1	2.94	8.73
115	(81)	84	Sophia Vit The Michaela Hinds Academy : Eastern Region, Canada	R	78/0.98	82/0.98	76.6/0.93	81/0.99	66/0.95	2.9	79.1/0.95	79.3/0.95	82.75/0.99	70.5/0.93	88.6/0.99	2.89	5.79	72/0.98	72.75/0.97	76.5/0.97	67.5/0.98	59/0.97	2.92	8.71
172	(85)	85	Riley Wood Brady Academy : Western Region, Canada	R	80.75/16	81.2/0.96	81.2/0.97	78.6/0.96	73.5/0.98	2.92	70.5/0.89	79/0.94	80.9/0.97	71.5/0.94	87.5/0.98	2.85	5.77	69/0.97	72/0.97	70/0.97	64/0.97	59/0.97	2.91	8.67
109	(87)	86(T)	Elizabeth Presti Connick Reid Academy : Southern Region, USA		80/8	83.1/0.99	80/0.96	77.1/0.93	63/0.93	2.88	80.7/0.98	81.6/1.33	77.7/0.92	69.75/0.93	86.3/0.97	2.88	5.76							5.76
120	(86)	86(T)	Delilah Koenig Heritage : Western Region, USA		75.75/0.95	81.1/0.96	88/11	75.8/0.9	74/0.98	2.89	83.5/6	80/0.97	80.4/0.96	66.5/0.9	84.1/0.94	2.87	5.76							5.76
198	(88)	88(T)	Lindsay Beaman Cashel Academy : Mid America Region, USA		76.25/0.95	83.5/1	80.4/0.96	78/0.94	78.5/1	2.91	79.9/0.97	79.6/0.96	79.9/0.95	70/0.93	80.2/0.89	2.84	5.75							5.75
210	(89)	88(T)	Annie McNeill Hogan Irish Dance Academy : Mid America Region, USA		77.25/0.97	82.25/0.98	76.7/0.93	78/0.94	73.75/0.98	2.89	80.5/0.98	79.7/0.96	79.4/0.94	72.5/0.96	84.2/0.94	2.86	5.75							5.75
139	(90)	90(T)	Keaghan Duffy Rince Na Tiarna : Mid Atlantic Region, USA		76.75/0.96	81.2/0.96	79.3/0.95	75.7/0.9	62.5/0.93	2.84	78.8/0.95	80.7/0.99	81.8/0.98	68.5/0.92	87.3/0.98	2.9	5.74							5.74
170	(91)	90(T)	Ashley Andersen Corda Mor : Mid America Region, USA		77/0.96	81/0.96	78.4/0.95	80.6/0.99	60.5/0.92	2.87	76/0.92	79.5/0.96	80.2/0.96	73/0.96	86.5/0.97	2.87	5.74							5.74
101	(94)	92(T)	Lily Galoppo Teelin School : Southern Region, USA		75.5/0.94	79.5/0.93	74/0.9	76/0.91	64/0.94	2.78	81.4/0.99	80.2/0.98	76.95/0.91	75.5/0.99	87.4/0.98	2.94	5.72							5.72
145	(92)	92(T)	Ella Abramson Boyle : Southern Region, USA		76.25/0.95	81.6/0.97	76.1/0.92	76.4/0.92	82/14	2.85	80/0.97	81.4/1	78.2/0.93	72/0.95	85.6/0.96	2.88	5.72							5.72
261	(93)	92(T)	Aine Egan Forbes : New England Region, USA		78.5/0.99	81.8/0.97	88.6/17.5	75/0.89	58.75/0.9	2.86	78.7/0.95	79.4/0.95	76.5/0.9	74.5/0.98	85.8/0.96	2.86	5.72							5.72
135	(95)	95(T)	Kyra Gallagher Clark Academy : Mid America Region, USA		76/0.95	80.8/0.96	73.7/0.9	74.5/0.89	75/0.99	2.8	82.1/1	81.2/0.99	78.2/0.93	75.5/0.99	83.1/0.93	2.91	5.71							5.71
184	(96)	95(T)	Addison Lorange Richens/Timm : Mid America Region, USA		79.75/4.5	80.6/0.95	80.6/0.97	78.7/0.96	62.5/0.93	2.88	83.2/2.5	79.2/0.95	82.4/0.99	66/0.9	81/0.9	2.83	5.71							5.71
131	(97)	97(T)	Lexi Prodanis Murray Academy : New England Region, USA		78.5/0.99	78.5/0.92	76/0.92	80.1/0.98	55/0.89	2.82	78.8/0.95	81/0.99	80.3/0.96	73.5/0.97	86.1/0.96	2.89	5.7							5.7
174	(98)	97(T)	Megan Barrett Shamrock : New England Region, USA		73.25/0.91	80/0.94	72.6/0.89	79.2/0.97	66.5/0.95	2.8	68.9/0.89	80/0.97	84/1	72/0.95	88.4/0.99	2.91	5.7							5.7
262	(99)	97(T)	Emma Rukavena McDonald : Mid Atlantic Region, USA		72.75/0.9	79.5/0.93	75.6/0.92	81/0.99	79.75/4	2.85	79.7/0.96	78.5/0.93	81.6/0.98	67.5/0.91	86.4/0.97	2.86	5.7							5.7
270	(100)	97(T)	Caitlin Nolan Sheila Healy Academy : Mid America Region, USA		71/0.88	77.8/0.9	80.7/0.97	78.4/0.95	67.5/0.96	2.81	79.9/0.97	79.8/0.96	71.9/0.88	74/0.97	85.6/0.96	2.89	5.7							5.7
140	(102)	101(T)	Eva Kelly Haran : Western Region, USA		75/0.93	80.3/0.95	80.8/0.97	78.4/0.95	65.5/0.94	2.84	79.1/0.95	79.1/0.94	76/0.89	74.5/0.98	84.9/0.95	2.84	5.69							5.69



## Final Result for Competition 21B : Girls Under 16 - B

WMH = World Medal Holder : OS = Overseas : WQ = World Qualifier : R = Recaller : Score = Judges marks : IP = Irish Points (Grid Score) : FTC = Failed To Complete


Card	Position @ recall	Final Place	Name/School	Status	ROUND 1 : Score/IP					1st Round Total (IP)	ROUND 2 : Score/IP					2nd Round total (IP)	Total IP for Rounds 1 & 2	ROUND 3 : Score/IP					3rd Round Total (IP) *	TOTAL IP *
					Denise Elebert	Jonathan McMorrow	Edward Murphy	Patricia Murphy	Allis O'Dowda		Christine Ayres	Liam Ayres	Helan Greene	Stephen McAteer	Sharon O'Brien			Maureen Hamilton-Nelson	Sonia Leonard-Hanly	Cian Nolan	Karyn Oster	Debbie Trainor		
146	(101)	101(T)	Liberty Copeland Legacy Irish Dance Academy : Southern Region, USA		77.25/0.97	80.6/0.95	78/0.94	75/0.89	60/0.91	2.81	80.2/0.98	80.1/0.97	78.9/0.94	75.5/0.99	82.8/0.92	2.88	5.69						5.69	
171	(104)	103(T)	Kaelen Korbel Southern Irish Dance : Southern Region, USA		78.25/0.98	80.1/0.94	80.2/0.96	80.7/0.99	68.5/0.96	2.9	68.5/0.88	75.2/0.89	80.4/0.96	69.5/0.93	85.7/0.96	2.78	5.68						5.68	
273	(103)	103(T)	Savannah Gummels Carpenter Academy : Southern Region, USA		71.25/0.88	80/0.94	85.1/0.99	77/0.92	71.25/0.97	2.83	80.3/0.98	78.9/0.94	79.85/0.95	71.5/0.94	85.4/0.95	2.85	5.68						5.68	
203	(105)	105	Caroline Wolfe Cass-Barrington : Southern Region, USA		78.25/0.98	81/0.96	73.1/0.89	75/0.89	59/0.9	2.76	79.3/0.96	79.4/0.95	82.3/0.98	77/6.5	86.6/0.97	2.91	5.67						5.67	
223	(106)	106(T)	Mary Kate Devenny Emerald Isle : Mid Atlantic Region, USA		75.5/0.94	76.4/0.89	82.2/0.98	79.6/0.97	68.5/0.96	2.87	76.5/0.92	78.3/0.92	78.9/0.94	77/6.5	83.3/0.93	2.79	5.66						5.66	
236	(109)	106(T)	Sarah Watson Wick : Western Region, USA		75.75/0.95	76.9/0.89	74.7/0.91	77.5/0.93	62.75/0.93	2.77	78.1/0.94	78.8/0.93	80.7/0.96	76.5/1.75	87.6/0.98	2.88	5.66						5.66	
260	(107)	106(T)	Abby Miles O'Shea-Chaplin : New England Region, USA		77.25/0.97	82.3/0.98	86.9/1	78.7/0.96	61.25/0.92	2.91	79.8/0.97	76.1/0.89	77.6/0.92	68/0.91	82.9/0.92	2.75	5.66						5.66	
279	(108)	106(T)	Ailish McKenna Mulcahy Academy : New England Region, USA		72.25/0.89	84.4/6	77.7/0.94	77/0.92	59.25/0.91	2.77	80.2/0.98	80.4/0.98	78.6/0.93	68/0.91	87.9/0.98	2.89	5.66						5.66	
147	(111)	110(T)	Lila Allen Irwin Academy : Mid America Region, USA		75.5/0.94	78/0.91	81.5/0.98	76.6/0.92	69.5/0.96	2.82	79.2/0.96	79.4/0.95	78.1/0.92	74.5/0.98	82.2/0.91	2.83	5.65						5.65	
275	(110)	110(T)	Ellie Mandler Cian Rince : Western Region, USA		71.25/0.88	80.3/0.95	81.4/0.98	76/0.91	64.75/0.94	2.8	79.8/0.97	80.3/0.98	78/0.92	66.5/0.9	86.9/0.97	2.86	5.65						5.65	
163	(113)	112(T)	Peyton Willingham Misneach : Southern Region, USA		76.5/0.96	80/0.94	73.7/0.9	79/0.96	85/23	2.86	70/0.89	75/0.89	80/0.95	71.5/0.94	86/0.96	2.78	5.64						5.64	
228	(112)	112(T)	Carys Campbell Short : Eastern Region, Canada		79/0.99	83.8/2	74.5/0.91	78/0.94	62.25/0.93	2.86	78.1/0.94	75.1/0.89	84.1/2	67/0.91	83.6/0.93	2.78	5.64						5.64	
272	(114)	112(T)	Elizabeth Malone Murray Academy : New England Region, USA		75/0.93	82.1/0.98	89.8/28	75/0.89	63.75/0.93	2.85	77.3/0.93	79.6/0.96	83.3/0.99	67/0.91	80.8/0.89	2.79	5.64						5.64	
282	(115)	115	Caroline Sullivan Clann Lir Academy : New England Region, USA		73.5/0.91	79.25/0.93	78.22/0.95	80.7/0.99	60/0.91	2.79	76.8/0.93	74.3/0.88	85.5/18.5	71/0.94	87.7/0.98	2.84	5.63						5.63	
142	(116)	116(T)	Katharine Hughley Richens/Timm : Mid America Region, USA		66.25/0.88	76.8/0.89	74.3/0.91	77.3/0.93	54/0.88	2.68	80/0.97	80.2/0.98	78.5/0.93	75/0.98	89.7/7	2.93	5.61						5.61	
254	(117)	116(T)	Maeve Harrison Kinsella : Mid America Region, USA		74/0.92	82.6/0.99	75.2/0.92	78.3/0.95	80.25/8	2.86	73.6/0.9	79.7/0.96	76.3/0.9	71.5/0.94	81.9/0.91	2.75	5.61						5.61	
136	(120)	118(T)	Caroline Gouley Harney Pender Keady Academy : New England Region, USA		77.75/0.98	80.2/0.94	72.1/0.88	74.6/0.89	74.5/0.99	2.8	76.3/0.92	80.3/0.98	76.3/0.9	71/0.94	84/0.94	2.8	5.6						5.6	
191	(118)	118(T)	Kate Bester Miller : Eastern Region, Canada		75/0.93	80.4/0.95	72.7/0.89	82.1/9	59.5/0.91	2.79	79/0.95	76.3/0.9	80.6/0.96	71/0.94	83/0.92	2.81	5.6						5.6	
200	(119)	118(T)	Morgan Shaw Brenyo Irish Dance : Eastern Region, Canada		77.75/0.98	76.75/0.89	76.5/0.93	78/0.94	62/0.92	2.79	75/0.91	78.5/0.93	83.2/0.99	73.5/0.97	80.3/0.89	2.81	5.6						5.6	
112	(123)	121(T)	Seaghan Schrock Rince Arkansas : Southern Region, USA		74.75/0.93	77.1/0.9	77/0.94	78.1/0.94	61/0.92	2.78	76.7/0.93	79.2/0.95	81.5/0.97	69/0.92	83.7/0.93	2.81	5.59						5.59	
134	(121)	121(T)	Anna Gareau Burke Connolly Academy : Southern Region, USA		76.5/0.96	79.25/0.93	75.9/0.92	75.3/0.9	64.5/0.94	2.79	77.4/0.93	79.7/0.96	76.4/0.9	68/0.91	86.1/0.96	2.81	5.59						5.59	
194	(122)	121(T)	Miranda VanTassel Michael Patrick Gallagher : Western Region, USA		71.75/0.89	80.25/0.95	79.5/0.95	78.9/0.96	64/0.94	2.83	72.1/0.9	78.6/0.93	79.3/0.94	67.5/0.91	82.7/0.92	2.76	5.59						5.59	
148	(128)	124(T)	Keira McQueen Drake : Southern Region, USA		76.25/0.95	77.25/0.9	89.7/26	81.2/1	61.5/0.92	2.87	69.9/0.89	77.2/0.91	75.9/0.89	69/0.92	82.1/0.91	2.7	5.58						5.58	
193	(126)	124(T)	Carrie Clennan Meghan Torno School : Mid America Region, USA		78.5/0.99	79.9/0.94	72.4/0.88	77.7/0.94	58.5/0.9	2.77	78.8/0.95	78.1/0.92	79.8/0.95	69.5/0.93	83.5/0.93	2.81	5.58						5.58	
219	(125)	124(T)	Isabel McCarron Greene : Eastern Region, Canada		76.5/0.96	81.5/0.97	80.4/0.96	79/0.96	60.25/0.92	2.88	70.5/0.89	75.1/0.89	77.8/0.92	69/0.92	80/0.88	2.7	5.58						5.58	



## Final Result for Competition 21B : Girls Under 16 - B

WMH = World Medal Holder : OS = Overseas : WQ = World Qualifier : R = Recaller : Score = Judges marks : IP = Irish Points (Grid Score) : FTC = Failed To Complete

Card	Position @ recall	Final Place	Name/School	Status	ROUND 1 : Score/IP					1st Round Total (IP)	ROUND 2 : Score/IP					2nd Round total (IP)	Total IP for Rounds 1 & 2	ROUND 3 : Score/IP					3rd Round Total (IP) *	TOTAL IP *
					Denise Elebert	Jonathan McMorrow	Edward Murphy	Patricia Murphy	Allis O'Dowda		Christine Ayres	Liam Ayres	Helan Greene	Stephen McAteer	Sharon O'Brien			Maureen Hamilton-Nelson	Sonia Leonard-Hanly	Cian Nolan	Karyn Oster	Debbie Trainor		
239	(127)	124(T)	Clara Dunne Corda Mor : Mid America Region, USA		72.75/0.9	78/0.91	84.2/0.98	78.2/0.95	64.75/0.94	2.8	77.6/0.93	78.1/0.92	78.4/0.93	72/0.95	81.8/0.91	2.78	5.58							5.58
246	(124)	124(T)	Suria Noel Cramer O'Connor-Barton Irish Dance : United Arab Emirates		79.75/4.5	81.1/0.96	75.1/0.91	76.1/0.91	68.25/0.96	2.83	76.2/0.92	77.4/0.91	77.2/0.91	78.5/15.5	82.4/0.91	2.75	5.58							5.58
124	(131)	129(T)	Lily Citta Walsh Kelley : Southern Region, USA		77.5/0.97	77.6/0.9	77.5/0.94	79.1/0.96	63.5/0.93	2.84	78.4/0.94	77.2/0.91	76.7/0.9	61/0.88	82.7/0.92	2.73	5.57							5.57
154	(129)	129(T)	Sophia Seith Shea-Jennings : Mid Atlantic Region, USA		75.75/0.95	78.2/0.91	73.9/0.9	80.2/0.98	71.5/0.97	2.83	77.2/0.93	78.3/0.92	75.8/0.89	69.5/0.93	81/0.9	2.75	5.57							5.57
162	(130)	129(T)	Macey Resch Possak Hampshire : Western Region, Canada		77.5/0.97	79/0.92	72.2/0.88	76.8/0.92	73.5/0.98	2.81	68/0.88	78/0.92	82.6/0.99	64/0.89	85/0.95	2.76	5.57							5.57
217	(132)	132	Brianna Prindle Kanaley : New England Region, USA		72.5/0.9	76.5/0.89	74.1/0.9	77.3/0.93	64.25/0.94	2.73	72.9/0.9	79.4/0.95	83.7/1	74.5/0.98	79.8/0.88	2.83	5.56							5.56
119	(134)	133(T)	Kaitlyn Kilbane McGing : Mid America Region, USA		74.5/0.92	76.75/0.89	86/1	76.9/0.92	65/0.94	2.79	79.7/0.96	76.8/0.9	79.1/0.94	62.5/0.89	83/0.92	2.77	5.55							5.55
130	(133)	133(T)	Denise Magoun MacConmara : Mid America Region, USA		77.5/0.97	77.25/0.9	89.3/22	75.6/0.9	58.5/0.9	2.78	75.9/0.92	77.7/0.91	76.5/0.9	74/0.97	84.6/0.94	2.78	5.55							5.55
206	(136)	133(T)	Katie McNeill McGough Academy : Mid Atlantic Region, USA		75.25/0.94	76.5/0.89	79.7/0.96	78.5/0.95	58/0.9	2.79	74.2/0.91	74/0.88	83.5/1	67/0.91	84.5/0.94	2.76	5.55							5.55
213	(135)	133(T)	Ava Marie Dycus Richens/Timm : Mid America Region, USA		73.5/0.91	79.1/0.93	73.8/0.9	78.1/0.94	61.5/0.92	2.76	77.7/0.94	78.2/0.92	80.3/0.96	71/0.94	79.9/0.88	2.79	5.55							5.55
116	(138)	137(T)	Sadie Flannery Rochester Academy : Mid Atlantic Region, USA		73.5/0.91	79.75/0.93	74.6/0.91	75.2/0.9	58/0.9	2.72	76.6/0.93	81.6/1.33	76.8/0.9	69/0.92	87.4/0.98	2.82	5.54							5.54
122	(139)	137(T)	Tara Caputo Scoil Rince Saoirse : Mid Atlantic Region, USA		74/0.92	81.25/0.96	73.2/0.89	76.3/0.91	70/0.97	2.8	79.1/0.95	78.7/0.93	76.95/0.91	65.5/0.9	81.5/0.9	2.74	5.54							5.54
150	(142T)	137(T)	Mackenzi Corrigan Scariff Locklier Leonelli : Southern Region, USA		76.5/0.96	79.4/0.93	76.4/0.93	76/0.91	72.5/0.98	2.81	75.2/0.92	77.7/0.91	76.1/0.89	66/0.9	85.55/0.96	2.73	5.54							5.54
195	(143)	137(T)	Mary Catherine Heger Sheila Healy Academy : Mid America Region, USA		74/0.92	78.7/0.92	76.3/0.93	78.8/0.96	60.5/0.92	2.76	73.5/0.9	78.9/0.94	85/11.5	65/0.89	84/0.94	2.78	5.54							5.54
212	(144)	137(T)	Libby Ansello Dunleavy Boyle Academy : New England Region, USA		74.75/0.93	79.4/0.93	73.3/0.89	79.3/0.97	55.5/0.89	2.75	75.5/0.92	74.4/0.88	79/0.94	71.5/0.94	83.2/0.93	2.78	5.54							5.54
221	(141T)	137(T)	Greta Jambard Scoil Rince Luimni : New England Region, USA		73.5/0.91	78/0.91	74.4/0.91	79.5/0.97	56/0.89	2.73	77.8/0.94	76.9/0.9	79.2/0.94	72/0.95	83.8/0.94	2.81	5.54							5.54
247	(140)	137(T)	Keira Block Glencastle Irish Dancers : Mid America Region, USA		74.5/0.92	78/0.91	75.7/0.92	79.9/0.98	70.25/0.97	2.81	72.3/0.9	77.8/0.92	77.1/0.91	77.5/10.5	81.4/0.9	2.73	5.54							5.54
277	(137)	137(T)	Cailin Egan Inishfree : Mid Atlantic Region, USA		73.75/0.91	78.9/0.92	78.6/0.95	79.1/0.96	67.75/0.96	2.82	74.7/0.91	78.2/0.92	75.9/0.89	62/0.89	87.8/0.98	2.72	5.54							5.54
117	(145)	145	London Naftal Magennis Academy : Southern Region, USA		74.25/0.92	79.1/0.93	79/0.95	76.5/0.92	69/0.96	2.79	73.6/0.9	74.7/0.89	79.1/0.94	62.5/0.89	84.4/0.94	2.73	5.53							5.53
166	(147)	146(T)	Sophie Mulready Mulcahy Academy : New England Region, USA		73.75/0.91	79.1/0.93	72.3/0.88	76/0.91	55.5/0.89	2.71	64/0.88	76/0.89	79.6/0.95	76/1	87/0.97	2.81	5.52							5.52
237	(148)	146(T)	Teresa Keenan Johnson : Eastern Region, Canada		74.5/0.92	76/0.88	74.8/0.91	77.6/0.93	71.5/0.97	2.77	74.8/0.91	79/0.94	81.2/0.97	58/0.88	81.1/0.9	2.75	5.52							5.52
267	(146)	146(T)	Angelika Nzeidwicki Miller : Eastern Region, Canada		72.5/0.9	79/0.92	77.4/0.94	80.2/0.98	66.75/0.95	2.81	70.7/0.89	79.3/0.95	75.4/0.88	63.5/0.89	83.1/0.93	2.71	5.52							5.52
233	(149)	149(T)	Hannah Seastrom Teelin School : Southern Region, USA		73.25/0.91	79.6/0.93	76.8/0.93	78.2/0.95	60.25/0.92	2.78	75.6/0.92	77.1/0.9	77.5/0.92	65/0.89	82.1/0.91	2.73	5.51							5.51
242	(150)	149(T)	Sophia Davis MacConmara : Mid America Region, USA		73/0.91	79/0.92	74.9/0.91	74/0.88	57.5/0.9	2.71	74/0.91	74.9/0.89	78.8/0.94	76.5/1.75	85.2/0.95	2.79	5.51							5.51
103	(152)	151(T)	Natalie McDonough Harney Pender Keady Academy : New England Region, USA		73/0.91	78/0.91	75/0.91	76.1/0.91	57/0.89	2.72	74.3/0.91	77.9/0.92	80/0.95	65/0.89	84.9/0.95	2.77	5.5							5.5



## Final Result for Competition 21B : Girls Under 16 - B

WMH = World Medal Holder : OS = Overseas : WQ = World Qualifier : R = Recaller : Score = Judges marks : IP = Irish Points (Grid Score) : FTC = Failed To Complete

Card	Position @ recall	Final Place	Name/School	Status	ROUND 1 : Score/IP					1st Round Total (IP)	ROUND 2 : Score/IP					2nd Round total (IP)	Total IP for Rounds 1 & 2	ROUND 3 : Score/IP					3rd Round Total (IP) *	TOTAL IP *
					Denise Elebert	Jonathan McMorrow	Edward Murphy	Patricia Murphy	Allis O'Dowda		Christine Ayres	Liam Ayres	Helan Greene	Stephen McAteer	Sharon O'Brien			Maureen Hamilton-Nelson	Sonia Leonard-Hanly	Cian Nolan	Karyn Oster	Debbie Trainor		
216	(151)	151(T)	Rachel Blawas Bell : Mid America Region, USA		72.75/0.9	76/0.88	74.1/0.9	79.4/0.97	53.5/0.88	2.69	78.6/0.95	78.7/0.93	78.7/0.94	73.5/0.97	81.3/0.9	2.81	5.5							5.5
102	(153)	153(T)	Eve Trueman Ardan Academy : Eastern Region, Canada		71/0.88	80.75/0.96	73/0.89	77/0.92	59/0.9	2.72	79.2/0.96	78.4/0.93	76.9/0.91	66.5/0.9	84.3/0.94	2.77	5.49							5.49
155	(154)	153(T)	Claire Rowe Inis Cairde : Southern Region, USA		72/0.89	77.5/0.9	77.7/0.94	79.9/0.98	56.5/0.89	2.74	73.8/0.91	77.6/0.91	77/0.91	76/1	83.2/0.93	2.75	5.49							5.49
104	(155)	155	Emmy Koczaja Southern Irish Dance : Southern Region, USA		74/0.92	76.25/0.89	73.56/0.9	75/0.89	56/0.89	2.68	77.4/0.93	81.2/0.99	75.7/0.89	75/0.98	80/0.88	2.8	5.48							5.48
245	(156)	156	Megan Gouveia MacVoy Irish Dance : Eastern Region, Canada		72.25/0.89	78.3/0.91	75.8/0.92	75.1/0.9	65.25/0.94	2.73	73.4/0.9	75.1/0.89	76.8/0.9	75.5/0.99	83.9/0.94	2.74	5.47							5.47
113	(160)	157(T)	Aimee Rose McGrattan Realta : Cuige Uladh, Eire		78.75/0.99	80.1/0.94	75.5/0.92	75/0.89	53/0.88	2.75	72.7/0.9	76.2/0.9	81.5/0.97	68/0.91	80/0.88	2.7	5.46							5.46
149	(159T)	157(T)	Sonja Baber Teelin School : Southern Region, USA		78/0.98	79/0.92	72.5/0.89	75/0.89	64.5/0.94	2.75	70.1/0.89	78/0.92	75.4/0.88	67/0.91	82.5/0.92	2.71	5.46							5.46
192	(157)	157(T)	Grace Stern Lenihan School : New England Region, USA		73/0.91	78.7/0.92	79.8/0.96	77.8/0.94	57/0.89	2.76	73/0.9	76.4/0.9	76.9/0.91	72.5/0.96	80.5/0.89	2.7	5.46							5.46
257	(158T)	157(T)	Kaley Byhre Dennehy Mayer : Mid America Region, USA		71.75/0.89	78/0.91	76.9/0.93	79.9/0.98	58.25/0.9	2.74	77.9/0.94	77.1/0.9	77.4/0.92	66/0.9	80.1/0.89	2.72	5.46							5.46
256	(161)	161(T)	Jenna Haley Haley : New England Region, USA		72.25/0.89	80.2/0.94	75.3/0.92	76/0.91	55/0.89	2.72	75.4/0.92	76.7/0.9	77/0.91	68.5/0.92	80.6/0.89	2.73	5.45							5.45
263	(162)	161(T)	Sile Smith Scariff Locklier Leonelli : Western Region, USA		71.25/0.88	77/0.9	77.2/0.94	74.3/0.88	65.75/0.95	2.72	74.3/0.91	79.1/0.94	76.6/0.9	61/0.88	82.6/0.92	2.73	5.45							5.45
165	(166)	163(T)	Alexandra Mentz Doherty Petri : USA and Ireland		72.5/0.9	78.25/0.91	73.4/0.9	76.7/0.92	59.5/0.91	2.72	63/0.88	73.5/0.88	79.7/0.95	68/0.91	82.5/0.92	2.71	5.43							5.43
167	(163)	163(T)	Claire Kimberlin Clarkson : Mid America Region, USA		76.75/0.96	78/0.91	72.8/0.89	73/0.88	56.5/0.89	2.69	72/0.89	74.5/0.88	79.5/0.95	71/0.94	82.5/0.92	2.74	5.43							5.43
226	(165)	163(T)	Katie Murty Rochester Academy : Mid Atlantic Region, USA		71.75/0.89	77.1/0.9	74.2/0.91	75/0.89	59.75/0.91	2.69	73.1/0.9	77/0.9	78.5/0.93	63.5/0.89	87.8/0.98	2.74	5.43							5.43
255	(164)	163(T)	Sara Martino Blackbird Academy : Mid America Region, USA		72.4/0.9	76.5/0.89	75.2/0.92	74.1/0.88	72.25/0.98	2.7	78.2/0.94	77.3/0.91	76/0.89	71/0.94	80.4/0.89	2.73	5.43							5.43
118	(167)	167	Ellis Williams Haley Prendergast : Western Region, USA		76/0.95	74.5/0.88	80.1/0.96	75.4/0.9	57.5/0.9	2.74	70.3/0.89	76.6/0.9	75.5/0.88	61/0.88	82/0.91	2.67	5.42							5.42
258	(168)	168	Joanna Bryan Richens/Timm : Mid America Region, USA		71.5/0.89	76/0.88	77.1/0.94	75/0.89	60.75/0.92	2.7	75.7/0.92	77.6/0.91	76.1/0.89	62/0.89	81.2/0.9	2.7	5.4							5.4
253	(169)	169	Sara McMullin Harney Pender Keady Academy : New England Region, USA		72.75/0.9	76.7/0.89	69/0.88	75.5/0.9	60/0.91	2.69	73.7/0.91	78.5/0.93	76.7/0.9	62/0.89	80.9/0.89	2.7	5.39							5.39
189	(170)	170	Allison Roesch Nugent : Mid America Region, USA		71.5/0.89	74/0.88	72.42/0.89	77.6/0.93	54.5/0.88	2.66	69/0.89	76.5/0.9	77.3/0.92	70/0.93	81.7/0.9	2.72	5.37							5.37
278	(4)	FTC	Claire Mulhern Malloy Onórach Mulhern Geraghty : USA & Ireland	R	86.75/60	87.3/39	92.1/45	87.3/48.5	95.25/65	153.5	92.3/53	83.9/22	87.9/60	86.75/47	95.8/53	153	306.5	0/0	0/0	0/0	0/0	0/0	0	306.5