




# North American Irish Dance Championships 2023



## Results for Competition 6 : Boys Under 16

### Adjudicators

#### *Round 1*

**Isabella Fogarty**

**Peg Griffiths**

**Michael Toal**

**Claire Usher-McMorrow**

**Lisa Waites**

#### *Round 2*

**Maureen Hamilton-Nelson**

**Sonia Leonard-Hanly**

**Cian Nolan**

**Karyn Oster**

**Debbie Trainor**

#### *Round 3*


**Maire Dixon**

**Caroline Greene-Parfery**

**Kimberley Lancaster**

**Attracta Quinn**


**Brian Sexton**



## Final Result for Competition 6 : Boys Under 16

WMH = World Medal Holder : OS = Overseas : WQ = World Qualifier : R = Recaller : Score = Judges marks : IP = Irish Points (Grid Score) : FTC = Failed To Complete

Card	Position @ recall	Final Place	Name/School	Status	ROUND 1 : Score/IP					1st Round Total (IP)	ROUND 2 : Score/IP					2nd Round total (IP)	Total IP for Rounds 1 & 2	ROUND 3 : Score/IP					3rd Round Total (IP) *	TOTAL IP *	
					Isabella Fogarty	Peg Griffiths	Michael Toal	Claire Usher-McMorrow	Lisa Waites		Maureen Hamilton-Nelson	Sonia Leonard-Henly	Cian Nolan	Karyn Oster	Debbie Trainor			Maire Dixon	Caroline Greene-Parfery	Kimberley Lancaster	Attracta Quinn	Brian Sexton			
123	(1)	1	Shay Brunning Glendarragh : Midlands Region, England/Wales	OS	95/100	96/75	89.5/60	96/100	95/100	275	79/37	95/100	90/100	87/100	91/100	300	575	99.4/75	93/100	94.5/65	83/65	82.55/36	205	780	
136	(3)	2	Daniel Sullivan Greene-O'Leary : New England Region, USA	WQ	88/56	94.5/56	94/100	94.5/65	91/60	181	85/75	94.25/53	85/53	75.5/33	82/60	166	347	91/45	89/60	93/56	87/100	88/100	216	563	
138	(5)	3	Jason Mills O'Shea : Mid America Region, USA	WQ	86.25/47	94.7/60	92/75	93.25/50	90.5/56	166	83.5/60	94.75/62.5	84/47	81/45	81.5/56	163	329	99.5/100	90/65	91.5/50	85/75	86.25/50	190	519	
122	(4)	4	Charlie Doherty Ferry Academy : Cuige Uladh, Eire	OS	90/75	95/65	81/41	94/60	88/45	170	84/65	94/48.5	86/58	84/53	83/65	176	346	97/53	88/46.25	92.5/53	75/32	81/32	131.25	477.25	
108	(2)	5	Padraig Shields Keegan Academy : North West Region, England	OS	86/45	89/38	85/50	93.75/56	82/31	133	81.5/47	94.8/75	89/75	85.5/65	88/75	215	348	90/42	85/36.5	88/39	81.7/47	87/60	128	476	
121	(6)	6	Noah Hilliker Carey Academy : Southern Region, USA	WQ	89/65	94/53	86/53	95/75	85/36	171	81/45	92/38.5	77/31.5	77/37	81/50	120.5	291.5	95/50	92/75	96/100	81.6/45	82.25/34	170	461.5	
107	(11)	7	Vincent Mangan Cashel Academy : Mid America Region, USA	WQ	82/25.5	90/43	73.5/30	89.5/27.5	89/48.5	100.5	73.5/24	94.5/56	86/58	83.5/50	81/50	156	256.5	92/47	88.25/53	94/60	81.8/50	87.5/75	163	419.5	
102	(8)	8	Brian MacMaster Inishfree : Mid Atlantic Region, USA	WQ	85/41	86/29	80/38	93/47	78/24	108	79.5/38	94.75/62.5	84.5/50	86/75	80.5/45	157.5	265.5	99/56	84/34.5	95/75	81.4/40	86.75/56	152	417.5	
137	(7)	9	Sam Peckinpugh McFadden Academy : New England Region, USA	WQ	88.25/60	96.5/100	76.5/34.5	90.25/31.5	89/48.5	143	88/100	94/48.5	82.5/43	76.5/35	76/38	129.5	272.5	90/42	83/33	88.5/41	82/56	86.5/53	136	408.5	
120	(9)	10	Jonathan Brinker Teelin School : Southern Region, USA	WQ	86.5/50	92/47	76.5/34.5	93.5/53	90/53	150	76.5/31	92.75/43	88/65	74/30	77/39	113	263	99.2/60	88/46.25	86.5/36	81.9/53	83.25/38	137.25	400.25	
124	(10)	11	Nathaniel Lynch Rochester Academy : Mid Atlantic Region, USA	R	85.5/43	91/45	83/47	91.75/40	76.5/20	128	80/39	93.5/45	83.5/45	85/60	80/43	133	261	99.3/65	88/46.25	89/43	81.4/40	85/45	134.25	395.25	
111	(12)	12	Liam Toomey Heavey Quinn : New England Region, USA	R	87/53	88.5/35	88/56	90.5/33	81/29.5	121	77.25/33	92/38.5	79/37	77.75/39	81/50	114.5	235.5	89/39	88.5/56	91/47	81.5/43	83.5/39	129	364.5	
117	(13)	13	Aiden Kethner Doherty Petri : USA and Ireland	R	84/35.5	88.7/36	69.5/21	92.5/45	85.5/37.5	109	82/50	88.5/33	76/27.5	78/41	71/35	109	218	86/37	87.5/41	87.5/38	82.5/60	84/41	120	338	
133	(17)	14	Declan Pennal Emerald Isle : Mid Atlantic Region, USA	R	83.75/33.5	88/34	90/65	91.25/35.5	87/41	110.5	80.5/41	88.75/34	76.5/29.5	71.5/26	72/36	99.5	210	87/38	85/36.5	87/37	81/36	86/47	111.5	321.5	
109	(157)	15	Eugene Ross Scariff Locklier Leonelli : Southern Region, USA	R	84.5/37	89.5/41	80.5/39	87.25/15.5	87.5/43	117	80.75/43	84.25/19	77.5/33	76.75/36	67.5/27	96	213	85/35.5	84/34.5	85/35	81.2/37	87.25/65	107.5	320.5	
132	(18)	16	Kaden Scheller Haley Prendergast : Western Region, USA	R	82.75/29	88.8/37	81.5/44	91.75/40	85.5/37.5	114.5	75/27	87.75/31	72.5/18	83/47	67/26	84	198.5	85/35.5	88/46.25	90/45	80.5/35	83/37	117.5	316	
110	(14)	17	Gavin Shockley Clan Rinco : Western Region, USA	R	84/35.5	93/50	81.5/44	90/30	76/18.5	109.5	75.5/28.5	92.5/41	78/34.5	84.5/56	70/32.5	108	217.5	83/33	82/32	82/32	79/33	84.25/43	98	315.5	
114	(157)	18	Brandon Kelly Possak Hampshire : Western Region, Canada	R	84.75/38.5	89.3/39	72/24.5	90.75/34	92/70	111.5	78/35	86.5/27	80/38	76/34	70/32.5	101.5	213	80/32	87/39	82.5/33	79.5/34	82/33	100	313	
116	(19)	19	Kieran McLaughlin Harney Pender Keady Academy : New England Region, USA	R	83.75/33.5	84.4/23	79/37	91.5/37.5	84/34.5	105	77/32	87/29	73/19	75/32	65/24	85	190	84/34	86/38	84/34	81.3/38	82.5/35	107	297	
105	(20)	20	Kyle Smith De Barra Academy : Western Region, USA		80/21	85/26	75/33	92/43	83/32.5	91.5	69.5/21	90.25/36	78.5/36	70.25/23	78/41	95	186.5							186.5	
134	(21)	21	Aaden Hahn Goggin-Carroll : Eastern Region, Canada		83/30.5	87.5/33	72.5/26.5	89.5/27.5	92/70	91	78.5/36	88.25/32	76/27.5	67/16	68.5/29	88.5	179.5								179.5
126	(22)	22	Ashton Hartnett Cashel Academy : Mid America Region, USA		82/25.5	85.6/28	68.5/18.5	89.25/26	80.5/28	79.5	74/25.5	91.75/37	74/21.5	77.5/38	75/37	99.5	179								179
113	(23)	23	Gabriel Dimmers-King Tara : Western Region, USA		83/30.5	85.3/27	73.5/30	90.25/31.5	79/25.5	87.5	74/25.5	87.5/30	78/34.5	79/43	62.5/22	90	177.5								177.5
135	(24)	24	Stephen J St. George Jr. Harney Pender Keady Academy : New England Region, USA		84.75/38.5	84.1/20.5	68.5/18.5	88.5/22.5	84/34.5	77.5	82.5/53	88.8/35	74.5/23.5	69.5/20	70.5/34	92.5	170								170
115	(25)	25	Max Perritt Drake : Southern Region, USA		82.5/27.5	84.6/24	77/36	91.25/35.5	77.5/23	87	76/30	84.75/21.5	73.5/20	71/25	68/28	74.5	161.5								161.5



## Final Result for Competition 6 : Boys Under 16

WMH = World Medal Holder : OS = Overseas : WQ = World Qualifier : R = Recaller : Score = Judges marks : IP = Irish Points (Grid Score) : FTC = Failed To Complete

Card	Position @ recall	Final Place	Name/School	Status	ROUND 1 : Score/IP					1st Round Total (IP)	ROUND 2 : Score/IP					2nd Round total (IP)	Total IP for Rounds 1 & 2	ROUND 3 : Score/IP					3rd Round Total (IP) *	TOTAL IP *
					Isabella Fogarty	Peg Griffiths	Michael Toal	Claire Usher-McMorrow	Lisa Waites		Maureen Hamilton-Nelson	Sonia Leonard-Hanly	Cian Nolan	Karyn Oster	Debbie Trainor			Maire Dixon	Caroline Greene-Parfery	Kimberley Lancaster	Attracta Quinn	Brian Sexton		
103	(26)	26	Keevan Leech Lenihan School : New England Region, USA		83.5/32	82/14	73/28	89/25	80/27	80	75.5/28.5	84.5/20	81.5/41	68.5/18	69.5/31	79.5	159.5							159.5
128	(27)	27	Armand Levesque Celtic Steps : Western Region, USA		82.5/27.5	84.1/20.5	74/32	88.5/22.5	83/32.5	82	69/20	83.5/17	75.5/26	70/22	66/25	67	149							149
119	(28)	28	Donovan Garner Flanagan O'Hare : Mid America Region, USA		79/19	82.9/17	72/24.5	87.25/15.5	79/25.5	60.5	83/56	86.75/28	75/25	73/28	64/23	81	141.5							141.5
129	(29)	29	Isaiah Pujol Doherty Petri : USA and Ireland		80.5/22	86.7/31	72.5/26.5	91.5/37.5	77/21.5	79.5	67/16	83/16	81/39	70.5/24	62/21	61	140.5							140.5
125	(30)	30	Patrick Berry McHugh : Mid Atlantic Region, USA		78/18	82.3/15	68/16	89.75/29	77/21.5	55.5	73/23	84.75/21.5	70/15	74.5/31	69/30	74.5	130							130
130	(31)	31	David Costello Murray Academy : New England Region, USA		79.5/20	86.3/30	71.5/23	87.5/17	81/29.5	72.5	66/15	85.25/24	76.5/29.5	65/13	59/14.5	53.5	126							126
112	(32T)	32(T)	Daniel Malikov Slattery : Mid Atlantic Region, USA		77/17	87.1/32	70/22	88.25/21	76/18.5	61.5	68.5/19	85/23	77/31.5	69.75/21	61.5/20	64	125.5							125.5
127	(32T)	32(T)	Liam Roe An Clar : Mid Atlantic Region, USA		81/24	84.9/25	73.5/30	88.75/24	86/39	79	65/14	82.25/15	71.5/17	72/27	59/14.5	46.5	125.5							125.5
101	(34)	34	Knighton Ambrosius Nugent : Mid America Region, USA		75/16	83/18.5	68/16	87.75/18.5	65/13	50.5	77.5/34	85.75/25	71/16	73.5/29	60.5/17	71	121.5							121.5
131	(35)	35	Calvin Corbett Rose Academy of Irish Dance : Western Region, USA		80.75/23	84.2/22	69/20	88/20	75/17	62	68/18	84/18	74.5/23.5	69/19	61/18.5	55.5	117.5							117.5
106	(36)	36	Ian Korhuis Grafton Street Academy : Western Region, USA		68/14.5	83/18.5	64.5/13	86.5/13	66/14	41.5	67.5/17	86.25/26	74/21.5	65.5/14	61/18.5	57	98.5							98.5
118	(37)	37	Riordan Borelli McKeever : Western Region, USA		68/14.5	82.5/16	68/16	87.75/18.5	70/15	47	70/22	81.75/14	66/14	68/17	60/16	47	94							94
104	(38)	38	Brody Kethner Doherty Petri : USA and Ireland		65/13	79/13	65/14	86.75/14	74/16	41	64/13	81.5/13	65/13	66/15	58/13	39	80							80