




North American Irish Dance Championships 2023



Results for Competition 5 : Boys Under 17

Adjudicators

Round 1


Gerard Carroll
Michael Donnellan
Miceal Hopkins
Sarah Irwin-Groenewoud
Julie Showalter-Marshall

Round 2

Maureen Hamilton-Nelson
Sonia Leonard-Hanly
Cian Nolan
Karyn Oster
Debbie Trainor

Round 3


Maire Dixon
Caroline Greene-Parfery
Kimberley Lancaster
Attracta Quinn
Brian Sexton



Final Result for Competition 5 : Boys Under 17

WMH = World Medal Holder : OS = Overseas : WQ = World Qualifier : R = Recaller : Score = Judges marks : IP = Irish Points (Grid Score) : FTC = Failed To Complete

Card	Position @ recall	Final Place	Name/School	Status	ROUND 1 : Score/IP					1st Round Total (IP)	ROUND 2 : Score/IP					2nd Round total (IP)	Total IP for Rounds 1 & 2	ROUND 3 : Score/IP					3rd Round Total (IP) *	TOTAL IP *
					Gerard Carroll	Michael Donnellan	Miceal Hopkins	Sarah In'rh-Groenevoud	Julie Showalter-Marshall		Maureen Hamilton-Nelson	Sonia Leonard-Henly	Cian Nolan	Karyn Oster	Debbie Trainor			Maire Dixon	Caroline Greene-Parfery	Kimberley Lancaster	Atracta Quinn	Brian Sexton		
126	(1)	1	James Mazza Keane O'Brien Academy : New England Region, USA	WMH	95.5/75	90/100	96/100	97/100	98/100	300	96/100	95/75	92/100	93/100	91/60	275	575	99/100	93/100	89/53	86/75	86/60	235	810
107	(3)	2	Ciaran Bagley Kinsella : Mid America Region, USA	WMH	96/100	88/75	85/53	87/50	94/75	203	79/33	94.75/62.5	91.5/70	88/65	95.5/100	197.5	400.5	98/75	91/75	92/75	80.2/47	76/35	197	597.5
130	(2)	3	Liam Medina Doherty Petri : USA and Ireland	WMH	94.5/65	87/65	92/65	95/75	84.3/41	195	95/75	95.5/100	88/51.5	86/56	95/75	206	401	88/50	88.5/56	86/47	85/65	80/38	153	554
131	(5)	4	Graham Vandernaalt Cornell : Eastern Region, Canada	WQ	93.5/60	77/56	80/42	91/60	89/56	172	84.5/41	93.5/53	86.5/44	82/43	92/65	140	312	96/58	87/41	93/100	82/60	88.25/75	193	505
101	(4)	5	Isaac Macdonald Carey Academy : Midlands Region, England/Wales	OS	93/56	72.5/53	77/38	82/38	90/60	147	94/65	94.75/62.5	91.5/70	89/75	89/53	197.5	344.5	96/58	89/62.5	88/50	79/38	82/44	152	496.5
124	(7)	6	James Zavos Kinsella : Mid America Region, USA	WQ	86.5/50	72/50	93/75	84.5/41	84/39	141	90.5/56	94/56	85/38	87/60	84/47	159	300	97/65	88/51.5	90/60	80.4/53	88/65	178	478
102	(6)	7	Caleb Fredrick McNamara McCarthy : Mid America Region, USA	WQ	82/43	78/60	75/35	92/65	88/53	156	90/53	92.75/45	89/60	80.5/38	88/50	148	304	85/43	89/62.5	90.5/65	79.5/41	81/40	146.5	450.5
110	(12)	8	Daniel McVeigh Cross Keys : Mid America Region, USA	WQ	80/39	68.75/38	75.5/36	89/53	80/33.5	113	78/31.5	93.25/50	88.5/56	78.5/34	80.5/43	127	240	90/53	87.75/47	89.5/56	87/100	89/100	209	449
133	(8)	9	Dillon D'Amore O'Hare School : Mid America Region, USA	WQ	75.75/33	71.75/47	91/60	85.5/45	85.5/47	139	93/60	93/47	85.5/39	84/50	81/45	142	281	80/35.5	83/37	84/41	80/45	82/44	122	403
113	(10)	10	Davin Clinton Doherty Petri : USA and Ireland	WQ	85/47	71.5/45	84/50	76/27	78/31	123	86/45	92.5/42	84/35.5	85/53	80/41	128	251	82/37.5	88/51.5	84.5/43	80.3/50	83/53	144.5	395.5
119	(9)	11	Nick Miller-Hogg Triggle Academy : Southern Region, USA	R	83.5/45	71/43	90/56	74/24	92/65	144	87/47	92/36.5	84.5/37	83/45	90/56	129	273	86/45	87.25/43	81/38	79.25/39	81/40	122	395
103	(11)	12	Donovan Timm Richens/Timm : Mid America Region, USA	R	80.5/41	65/32	79/39	90/56	85/45	125	84/39	92.5/42	86.5/44	80.25/37	76/38	119	244	87/47	85/39	85/45	78.5/37	83/53	131	375
105	(13)	13	Aidan Bieber Drake : Southern Region, USA	R	88/53	62.5/30	74.5/34	85/43	82/35	112	80/34	92.25/38.5	87/47	83.5/47	71.5/35	120.5	232.5	83/39	84/38	80/36	80.5/56	79/37	114	346.5
112	(16)	14	Quinn Posey Erickson Academy : Mid America Region, USA	R	77.5/36	64.5/31	73/31	86/47	86/50	114	77/29.5	91.25/34	84/35.5	80.75/39	68.5/28.5	99	213	84/41	87.5/45	83/39	79.75/43	82.75/47	129	342
120	(14)	15	Colin Hyre Connick Reid Academy : Southern Region, USA	R	75.5/32	70/41	80/42	81/37	77/30	110	83/38	90.25/31	88/51.5	79/35	75/37	110	220	82/37.5	82/36	80.5/37	78/36	83/53	110.5	330.5
118	(17)	16	Talon Kaleho Carey Academy : Southern Region, USA	R	78.5/37	69.5/39	70/27	75/25	84.5/43	103	76/28	90.5/32	83/33	81/41	79/39	104	207	80/35.5	78/35	78/35	70/35	78/36	105.5	312.5
123	(18)	18	Christopher Robison MacConnara : Mid America Region, USA		75/30	68/37	82/47	84/39	79/32	108	82/36.5	92.25/38.5	81/31	77/31	65/26	98.5	206.5							206.5
109	(19)	19	Thaddeus Conder Heritage : Western Region, USA		79.5/38	67.75/36	70/27	79/34.5	83.5/38	108.5	85/43	88.5/27.5	82/32	76/30	70.5/33	95	203.5							203.5
114	(20)	20	Tommy McMahon Dennedy Mayer : Mid America Region, USA		76.5/35	66.25/33	70/27	79.5/36	75/28.5	96.5	81/35	89/30	74/25	78/33	70/32	95	191.5							191.5
135	(21)	21	Rylan Carper Dwyer : Mid America Region, USA		75.25/31	60/28	80.5/45	78.5/33	83.2/36	100	75/26.5	92/36.5	75/27	73/26	57/20	79.5	179.5							179.5
122	(22)	22	Dieter Waller Irish Dancing De Mexico : Mexico		74/28	67/34.5	74/33	76.5/28	83.4/37	95.5	70/20	88.5/27.5	77/28	74/27	62/25	79.5	175							175
127	(23)	23	Gabe Weinkauff-Arnold Celtic Academy : Mid America Region, USA		72/23.5	58/26	73.5/32	79/34.5	73/24.5	82.5	82/36.5	88.75/29	73.5/24	75/28	71/34	91	173.5							173.5
104	(24)	24	Sorin Abramowitz Harris-Grieco Academy : Mid Atlantic Region, USA		73/25	59/27	71/30	77/29	72/22	81	77/29.5	86.75/18.5	83.5/34	70.25/22	69.5/31	82.5	163.5							163.5
108	(25)	25	Ryan Reifschneider Killarney Irish Dance : Western Region, USA		72/23.5	61/29	68/24	78/32	74/27	80	78/31.5	87/20.5	79/30	68.5/19	68/27	77.5	157.5							157.5
111	(26)	26	Gavin Bond Cleary : Western Region, USA		71/22	57/24.5	69/25	77.5/30.5	73/24.5	74	75/26.5	91.75/35	74.5/26	72.5/25	68.5/28.5	81	155							155



Final Result for Competition 5 : Boys Under 17

WMH = World Medal Holder : OS = Overseas : WQ = World Qualifier : R = Recaller : Score = Judges marks : IP = Irish Points (Grid Score) : FTC = Failed To Complete

Card	Position @ recall	Final Place	Name/School	Status	ROUND 1 : Score/IP					1st Round Total (IP)	ROUND 2 : Score/IP					2nd Round total (IP)	Total IP for Rounds 1 & 2	ROUND 3 : Score/IP					3rd Round Total (IP) *	TOTAL IP *
					Gerard Carroll	Michael Donnellan	Miceal Hopkins	Sarah Inrín-Groenevoud	Julie Showalter-Marshall		Maureen Hamilton-Nelson	Sonia Leonard-Hanly	Cian Nolan	Karyn Oster	Debbie Trainor			Maire Dixon	Caroline Greene-Parfery	Kimberley Lancaster	Attracta Quinn	Brian Sexton		
132	(27)	27	Ethan Monahan Haley Prendergast : Western Region, USA		74.75/29	56/20.5	70.5/29	75.5/26	75/28.5	83.5	73/23.5	87.5/22	70.5/19.5	71/23	59/21.5	66.5	150							150
128	(28)	28	Caedmon Hassan Cass-Barrington : Southern Region, USA		69/18	56/20.5	65/18	72/22	70.2/20	58.5	74/25	88.25/25.5	77.8/29	77.5/32	69/30	84.5	143							143
129	(29)	29	Patrick Finegan Keigher Academy : Mid America Region, USA		69.5/19	56.5/23	66.5/21	73/23	70.1/19	63	73/23.5	88.25/25.5	71/21	75.5/29	56/18.5	70	133							133
117	(30)	30	Frederick Simon Kennelly School : Western Region, USA		70/20	57/24.5	67/22.5	70/19	70.5/21	63.5	68/18	87.75/23	72/22	70/21	59/21.5	64.5	128							128
125	(31)	31	Peter Stankaitis Finnegan : Eastern Region, Canada		73.25/26	56/20.5	67/22.5	71/20.5	72.5/23	66	71/21	86.75/18.5	70.5/19.5	69/20	61/24	60.5	126.5							126.5
121	(32)	32	Owen Fulton Scoil Rince Ni Riada : Western Region, USA		73.5/27	56/20.5	66/19.5	71/20.5	73.5/26	67	69/19	87/20.5	70/18	72/24	56/18.5	58	125							125
116	(33)	33	John Bolsinger McNulty : Mid America Region, USA		70.5/21	55/18	66/19.5	69/18	70/18	55.5	72/22	88/24	73/23	68/18	60/23	68	123.5							123.5
115	(15)	FTC	Aidan Lewis Teelin School : Southern Region, USA	R	76/34	67/34.5	76/37	77.5/30.5	80/33.5	102	89/50	90.75/33	86/41	80/36	72/36	113	215	0/0	0/0	0/0	0/0	0/0	0	215