




North American Irish Dance Championships 2023



Results for Competition 15B : Ladies 22 & Over - B

Adjudicators

Round 1


Sarah Irwin-Groenewoud
Brian Sexton
Debbie Trainor
Claire Usher-McMorrow
Lisa Waites

Round 2

Christine Ayres
Gerard Carroll
Sonia Leonard-Hanly
Jonathan McMorrow
Cian Nolan

Round 3


Michael Donnellan
Helan Greene
Peg Griffiths
Megan Hickey
Patricia Murphy



Final Result for Competition 15B : Ladies 22 & Over - B

WMH = World Medal Holder : OS = Overseas : WQ = World Qualifier : R = Recaller : Score = Judges marks : IP = Irish Points (Grid Score) : FTC = Failed To Complete


Card	Position @ recall	Final Place	Name/School	Status	ROUND 1 : Score/IP					1st Round Total (IP)	ROUND 2 : Score/IP					2nd Round total (IP)	Total IP for Rounds 1 & 2	ROUND 3 : Score/IP					3rd Round Total (IP)*	TOTAL IP*
					98/100	90.4/11	91/100	95/100	95/100		96.2/100	95.5/100	95.25/100	96/100	94/100			96.1/75	95.25/75	95/75	93.25/65	92.75/53		
132	(1)	1	Mackenzie Mahler Blakey O'Brien : Western Region, Canada	WMH	98/100	90.4/11	91/100	95/100	95/100	300	96.2/100	95.5/100	95.25/100	96/100	94/100	300	600	92/100	92/100	97/100	94/75	94/100	300	900
139	(2)	2	Olivia Ni Baolain Ward-Mallinson : North West Region, England	OS	90/45	89.4/0.99	89/75	94.5/75	94.5/75	195	96.1/75	95.25/75	95/75	93.25/65	92.75/53	215	410	85/62.5	90.8/60	93.1/43	93.5/65	92/56	178.5	588.5
223	(4)	3	Emer McGing O'Connor : Victoria, Australia	OS	90.7/50	92.4/53	88/65	94/65	92/54.5	172.5	94/50	92.5/46	94.75/65	89/29	92.25/45	141	313.5	82/56	91/65	94/53	92/47	93.1/65	174	487.5
168	(3)	4	Kari Barile Penk-O'Donnell : Western Region, USA	WQ	94/65	93.3/100	87.5/60	88.75/27	90.5/46	171	93.5/45	95/65	90.5/29.5	90.3/41	93/62.5	148.5	319.5	79/40	89.7/47	94.7/60	93.25/60	91/53	160	479.5
211	(8)	5	Abby Cosart Celtic Steps : Western Region, USA	WMH	78.5/16	92.3/50	80.5/39	91.25/47	93/60	136	91.5/39	92.5/46	89.75/25	93.1/60	92.75/53	138	274	80.5/50	90/53	96/75	93/56	89/43	159	433
111	(5)	6	Hannah Logar Whelan Academy : Western Region, USA	WMH	85/39	85/0.95	86/53	92/53	89.5/42	134	94.5/53	92.75/51.5	94.25/53	90.75/50	91/37.5	154.5	288.5	79/40	91.3/75	93.5/47	92.5/50	86/34	137	425.5
167	(6)	7	Katherine Selness Clark Academy : Mid America Region, USA	WQ	95/75	92.5/56	79/36	90.25/38.5	92/54.5	149	93/43	87/32	92.75/39	92.75/56	93.5/75	138	287	78.25/38	89.1/41	94.5/56	94.5/100	86.1/35	135	422
148	(9)	8	Marijana Dugandzic De Danaan : Western Region, Canada	WQ	91/53	89.3/0.99	76/31	93/56	89/38.5	122.5	91/37	92/43	93/42	93.5/75	89.5/34.5	122	244.5	79.85/45	88.9/38	93.8/50	92.75/53	89.1/45	140	384.5
160	(10)	9	Emily Snell McTeggart : Western Region, USA	WQ	92/60	89.8/1	80/37.5	91.5/50	89/38.5	126	92/41	89/34	92.5/38	90.5/45	90/36	115	241	76/29.5	85.6/5	90.6/29	91.5/45	93.5/75	103.5	344.5
222	(7)	10	Leiden McMurray Scoil Rince Fa'inne Chladach : Eastern Region, Canada	WQ	89/43	90.1/5	81/42	89.5/32.5	90.5/46	117.5	96/65	90/35	94.5/60	90.4/43	93/62.5	165.5	283	71.5/10	86.1/11	89/21	85/23	83.5/18	50	333
103	(13)	11	Brynaa McVittie Goggin-Carroll : Eastern Region, Canada	WMH	81/26	92/43	80/37.5	88.75/27	86.5/35	99.5	93.9/47	90.75/38	93.25/45	88.6/27	86.25/24.5	110	209.5	77/34	89.2/43	91.5/37	91/43	80.5/5	114	323.5
128	(12)	12	Katie Phippen Tara : Western Region, USA	WQ	83/34.5	90.1/5	87/56	86.25/4.5	84/24.5	64	94.7/56	93.5/60	94.25/53	90/36	92.75/53	162	226	77.75/36	88.6/35	90/25	90.5/41	80.4/4	96	322
198	(15)	13	Lauren McKay Penk-O'Donnell : Western Region, Canada	WQ	90.5/47	91.6/34	78/35	90.75/43	85.5/32.5	112	90.2/32	84.75/27	90/26.5	89.5/32	80.75/0.99	85.5	197.5	88/75	86.9/19	92/39	87/29	90/47	115	312.5
212	(14)	14	Lucy Shilling Hennigan Irish Dance : Southern Region, England	OS	83.5/36	93.1/75	82/47	90.25/38.5	91/50	135.5	86.9/20	92.75/51.5	88.25/15.5	87.3/11	88.5/32.5	68	203.5	74/24	89/39	95/65	90/39	83.9/22	102	305.5
179	(11)	15	Tatijanna Klinkenbergh McGing : Mid America Region, USA	WQ	91.5/56	88/0.97	76/31	89.75/34.5	87/36	101.5	95/60	88/33	94.25/53	90.2/38	91.5/41	132	233.5	70/1	85.6/5	90.7/30.5	87.4/31	90.9/50	66.5	300
203	(16)	16	Grace McGinnity Rochester Academy : Mid Atlantic Region, USA	WQ	79/17.5	91.4/30	74/23	90/36.5	83.5/22	75	90.3/33	84.5/25.5	93/42	89.8/34	92/43	109	184	77/34	87.4/24	91/34	89/35	81/9	92	276
135	(20)	17	Kaitlyn Keane DeNogla Academy : Mid Atlantic Region, USA	WQ	81.5/28.5	90.7/20	85/50	87.75/18.5	82.5/15.5	67	89.6/27	91.5/39	91.5/35.5	86.3/2	86.75/27	89.5	156.5	75.5/26.5	89.4/45	90.9/33	88.4/33	85.8/32	98	254.5
213	(23)	18	Sarah Krein Murray Academy : New England Region, USA	WQ	81/26	91.9/38.75	75/26.5	88/20.5	75.5/0.99	73	89.9/30	82.25/14.5	87.5/12	88.5/26	86.25/24.5	65	138	76/29.5	88.5/34	93/41	89.5/37	93/60	112	250
165	(18)	19	Mairead Mc Caul O'Shea-Chaplin : New England Region, USA	WQ	82.5/32.5	90.8/23	75/26.5	90.5/41	94/65	100	91.2/38	90.25/36	90.25/28	85.5/0.99	82.5/5	69	169	80/47	85.1/1	85.5/1.5	89.8/38	85.6/31	70.5	239.5
158	(21)	20	Cara Waterman Walsh Kelley : Southern Region, USA	WQ	81/26	90.7/20	71/9	93.5/60	80/6.5	55	89.5/26	90.5/37	93.75/47	89.25/31	84.5/13.5	94	149	72.75/18.5	85.9/9	91.4/36	85.6/25	87.4/38	79.5	228.5
164	(19)	21	Grace O'Neill Mullane Godley : Mid America Region, USA	WQ	84/37.5	91.9/38.75	72/15	89/29.5	82.5/15.5	82.5	88/24	84/22.5	90.75/31	88.25/23	88.5/32.5	78	160.5	71.5/10	88/30	90.3/27	80.7/5	87.8/39	67	227.5
210	(17)	22	Anya Deering Tara : Western Region, USA	R	77.5/13	91.6/34	75.5/29	89/29.5	83/18.5	77	89.8/29	93/56	91.5/35.5	88.1/21	91.25/39	103.5	180.5	71/6.5	86.8/18	85.8/5	83/18	83/14	38.5	219
201	(22)	23	Ella Pomplun O'Shea : Mid America Region, USA	R	76.5/7	91.2/27	72.5/17	87.25/13	76.5/0.99	37	90.9/36	86.25/31	89.25/21.5	90.25/39	91/37.5	104.5	141.5	78/37	85/1	87/11	86/26	85/29	66	207.5
156	(27)	24	Ashlin Miller Shea-Jennings : Mid Atlantic Region, USA	R	82/30.5	90.2/7.5	74/23	86/2.5	82/13	43.5	87/21.5	82/13	91.75/37	86.5/4	92.5/47	71.5	115	72/14.5	87.9/29	91.7/38	89.2/36	83.6/19	84	199
193	(24)	25	Paige Whyte-Fagundes Michael Dillon School : Western Region, USA	R	77/10	91.5/32	69.5/2.5	85.75/1	85/29.5	42	90.7/35	86/30	79/0.98	91/53	88/30.5	95.5	137.5	79.5/43	86.6/16	88/14	81/7	84/23	53	190.5



Final Result for Competition 15B : Ladies 22 & Over - B

WMH = World Medal Holder : OS = Overseas : WQ = World Qualifier : R = Recaller : Score = Judges marks : IP = Irish Points (Grid Score) : FTC = Failed To Complete


Card	Positon @ recall	Final Place	Name/School	Status	ROUND 1 : Score/IP					1st Round Total (IP)	ROUND 2 : Score/IP					2nd Round total (IP)	Total IP for Rounds 1 & 2	ROUND 3 : Score/IP					3rd Round Total (IP)*	TOTAL IP*
					Sarah Irwin-Groenewoud	Brian Sexton	Debbie Trainor	Claire Usher-McMorrow	Lisa Waites		Christine Ayres	Gerard Carroll	Sonia Leonard-Hanly	Jonathan McMorrow	Cian Nolan			Michael Donnellan	Helian Greene	Peg Griffiths	Megan Hickey	Patricia Murphy		
123	(26)	26	Sophie Hurst Haley Prendergast : Western Region, USA	R	82/30.5	90.5/13.5	76/31	90/36.5	85.5/32.5	94	79.8/0.99	82.25/14.5	90/26.5	87.1/9	84/11	34.5	128.5	72/14.5	87.7/27	89.3/23	82.3/13	81.1/10	50.5	179
124	(34)	27	Emma McFee Scariff Locklier Leonelli : Western Region, USA	R	77.5/13	89.2/0.99	74/23	87.5/16	83.5/22	51	86.6/16	81.25/10	88.25/15.5	87.9/17.5	82.5/5	41.5	92.5	76.5/31.5	88.8/37	89.1/22	87.2/30	80.1/2	83.5	176
166	(25)	28	Collen Falco Tir Na Greine : Southern Region, USA	R	79.7/20	92.1/45	72/15	88.5/24.5	78.5/1	59.5	80.5/0.99	84.5/25.5	91/32.5	90.6/47	85/16.5	74.5	134	70.35/2	85.4/2	88.7/18.5	82.6/16	84.2/25	36.5	170.5
121	(32)	29	Savana Martin Hooley School : Mid Atlantic Region, USA	R	80/22	93/65	81/42	85.75/1	80/6.5	70.5	89.7/28	78/1	81/0.98	82.3/0.97	87.5/29	29.98	100.48	77/34	87.1/21	93.3/45	79.5/1	83.1/15	70	170.48
196	(31)	30	Elizabeth Buhager Coyle : Mid Atlantic Region, USA	R	79.5/19	91.9/38.75	66.5/0.99	89.5/32.5	87.5/37	88.5	82.5/1	75/0.99	87.75/13	80.3/0.95	84.75/15	14.99	103.49	85/62.5	87/20	86/6	81.5/8	87/37	65	168.49
125	(29)	31	Bridget Kaster Richens/Timm : Mid America Region, USA	R	80.5/24	89.8/1	81.5/45	86.75/8.5	82/13	45.5	90.5/34	83.25/19	88.75/19.5	88.2/22	85/16.5	60.5	106	71/6.5	87.8/28	90.8/32	82.1/11	83.4/17	56	162
116	(36)	32	Kaylee Manning Yvonne Kelly Dance Academy : Eastern Region, Canada	R	77/10	87.4/0.96	77/33.5	86.5/6.5	81/8	24.5	86.3/14	83.75/21	91.25/34	85.7/1	85.25/18.5	53.5	78	75.85/28	90.6/56	90.1/26	86.4/27	84.1/24	81	159
141	(30)	33	Isabel Mendoza Drake : Southern Region, USA	R	77/10	88.8/0.99	71/9	91/45	84.5/26.5	45.5	85.6/11	91.75/41	87.25/10.5	89.1/30	85.25/18.5	59.5	105	72.75/18.5	86.2/12	86.1/7	88.8/34	83.8/21	51.5	156.5
180	(35)	34	Jessie Holbek Goggin-Carroll : Eastern Region, Canada	R	72.5/0.98	91.1/26	71.5/12	88.5/24.5	86/34	62.5	81/0.99	85.5/29	89.5/23.5	86.1/1	80/0.98	25.49	87.99	81/53	85.6/5	88.1/15	82.2/12	86.8/36	63	150.99
171	(33)	35	Kyra Erel Marie Moore : Mid Atlantic Region, USA	R	76.2/5	90.4/11	64/0.98	88/20.5	83.5/22	36.5	86/13	84.25/24	88.75/19.5	83.25/0.98	86.5/26	56.5	93	73.5/21.5	88.2/32	85.5/1.5	79.2/1	85.9/33	55	148
186	(28)	36	Taylor Hart Blakey O'Brien : Western Region, Canada	R	87/41	87.9/0.97	75/26.5	89.75/34.5	89.5/42	102	84.5/6	79.7/1	86/4.5	87.25/10	79.5/0.98	11.5	113.5	75/25	86/10	86.5/9	82/10	80/1	29	142.5
144	(39)	37	Stephanie Andrews Realta : Cuige Uladh, Eire	R	76/3	86.1/0.95	68/0.99	85.75/1	65/0.95	2.95	83/2	72.5/0.98	90.5/29.5	89.75/33	89.5/34.5	64.5	67.45	70/1	88.7/36	90.7/30.5	84.8/22	83.3/16	68.5	135.95
107	(41)	38	Shannon Booth Bell : Mid America Region, USA	R	84/37.5	90.5/13.5	73/19.5	86/2.5	83/18.5	51.5	88.8/25	81.5/11	84.2/1	85.75/1	79.5/0.98	12.99	64.49	70.75/4	88.1/31	91.2/35	88.2/32	80.3/3	67	131.49
102	(48)	39	Caitlin Giagnacova Aisling Mor Academy : Mid Atlantic Region, USA	R	75/0.99	88/0.97	70/5	85/0.99	79/2.5	4.48	72.8/0.97	80.25/6.5	77.25/0.97	89.9/35	88/30.5	37.97	42.45	75.5/26.5	87.5/25	89.5/24	86.6/28	82.9/13	75.5	117.95
225	(40)	40	Emily Prenovault McDonnell : Western Region, Canada	R	74.7/0.99	91.6/34	71.5/12	85.25/0.99	76/0.99	13.98	86.7/17	79.75/2	89.25/21.5	87.6/13.5	86/22.5	52	65.98	71.75/12.5	87.6/26	87.8/13	85.4/24	80.8/8	49.5	115.48
182	(42)	41	Cate Schiffer Doherty Petri : USA and Ireland	R	71.7/0.98	87.9/0.97	62/0.97	86.25/4.5	83/18.5	6.45	90/31	82.5/17	88.5/17.5	88/19.5	83.5/9	54	60.45	73.5/21.5	84.9/1	88.9/20	80.9/6	84.8/28	47.5	107.95
216	(43)	42	Teresa Drew Heritage Irish Dance Company : Mid Atlantic Region, USA	R	81.5/28.5	87.6/0.97	60.5/0.96	85.5/0.99	79.5/4.5	6.46	81.2/0.99	84/22.5	91/32.5	88.3/24	79/0.98	47.49	53.96	71/6.5	87.2/22	85/1	84/19	88/41	47.5	101.46
108	(46)	43	Victoria Force McTeggart : Mid America Region, USA	R	71/0.97	85.5/0.95	75/26.5	87/10.5	85/29.5	37.97	75.4/0.98	80/4	73.25/0.96	86.8/7	75.25/0.96	5.93	43.9	69/1	87.3/23	90.5/28	84.4/20	82/12	55	98.9
133	(55)	44	Jennie Gardner Clarkson : Mid America Region, USA	R	75.5/1	87.7/0.97	69/1	83.5/0.97	81.5/10	2.97	86.4/15	77.9/1	75.25/0.97	87.9/17.5	76/0.96	16.96	19.94	76.5/31.5	88.3/33	85.3/1	82.8/17	83.7/20	68.5	88.44
146	(37)	45	Ceilidh Eckton Castilla : Western Region, Canada	R	83/34.5	89.9/1.5	67/0.99	88.25/22.5	85/29.5	53.5	85/9	80/4	78.75/0.98	90.1/37	83/7.5	20.5	74	71/6.5	85.3/1	85.4/1	79/1	85.5/30	8.5	82.5
163	(44)	46	Mary-Kate O'Toole Haley : New England Region, USA	R	75/0.99	91.7/36	68.5/1	87.75/18.5	84/24.5	44	70.5/0.96	72.25/0.98	86.25/6	83.5/0.98	86/22.5	7.96	51.95	71.75/12.5	85.5/3	88.7/18.5	80.2/3	81.2/11	26.5	78.45
143	(45)	47	Ashtyn Haycock Gott-Hughton Academy : Western Region, Canada	R	80/22	90.3/9	72/15	87.25/13	83/18.5	46.5	80/0.99	73/0.98	77/0.97	88.75/28	78.5/0.97	2.94	49.44	70.5/3	85.8/8	85.7/4	82.4/14	84.3/26	26	75.44
177	(38)	48	Alexandra Pacini Connick Reid Academy : Southern Region, USA	R	74/0.99	88.4/0.98	77/33.5	89.25/31	84.5/26.5	58.49	85.5/10	77.5/0.99	88/14	83.75/0.98	78/0.97	11.98	70.46	73/20	84.8/1	84.8/0.99	79.8/1	79.9/1	2.99	73.46
170	(54)	49	Kayleigh McGarahan Cleary : Western Region, USA	R	75.2/1	90.7/20	63/0.98	87.5/16	77.5/1	17.99	77/0.98	83/18	84.75/1	85.25/0.99	81.5/1	2.99	20.98	72.25/16	89.9/50	85.1/1	81.8/9	84.4/27	52	72.98
114	(52)	50	Mikayla McManimon-Garland Celtic Steps : Western Region, USA	R	70/0.96	83/0.94	60/0.96	84/0.98	73/0.97	2.9	87.5/23	74.1/0.99	88.5/17.5	85.1/0.99	84/11	29.49	32.39	71.5/10	86.3/13	86.3/8	84.6/21	77.9/1	31	63.39



Final Result for Competition 15B : Ladies 22 & Over - B

WMH = World Medal Holder : OS = Overseas : WQ = World Qualifier : R = Recaller : Score = Judges marks : IP = Irish Points (Grid Score) : FTC = Failed To Complete


Card	Position @ recall	Final Place	Name/School	Status	ROUND 1 : Score/IP					1st Round Total (IP)	ROUND 2 : Score/IP					2nd Round total (IP)	Total IP for Rounds 1 & 2	ROUND 3 : Score/IP					3rd Round Total (IP) *	TOTAL IP *
110	(56)	51	Kelsey Crone Short : Eastern Region, Canada	R	76.5/7	88.5/0.98	65/0.98	82/0.96	75/0.98	2.95	80.7/0.99	79.5/1	86.5/7	88/19.5	83/7.5	15.5	18.45	69.75/1	86.5/15	88.3/16	82.5/15	80.7/7	37	55.45
207	(49)	52	Kiera Meheski DeNogla Academy : Mid Atlantic Region, USA	R	72/0.98	91.3/28	70/5	85/0.99	85/29.5	33.99	80.5/0.99	73/0.98	74.75/0.96	85/0.99	77/0.96	2.94	36.92	70/1	86.7/17	86.8/10	80.5/4	79.5/1	15	51.92
192	(47)	53	Mckenna Cleverly Rise Academy : Western Region, USA	R	80/22	90.6/16	64.5/0.98	88.75/27	79/2.5	40.5	86.8/18.5	76/0.99	76.75/0.97	86.25/1	78.75/0.97	2.97	43.47	60/0.99	71/0.99	76/0.99	70/0.99	65/0.99	2.98	46.45
174	(50)	54	Julia Barnwell Short : Eastern Region, Canada	R	79/17.5	88.2/0.98	64/0.98	88.25/22.5	82/13	31.48	78.5/0.98	81.75/12	85/1	84/0.98	82/1.33	3.31	34.79	72.65/17	85.2/1	85.2/1	79.4/1	80.6/6	8	42.79
202	(51)	55	Alicia Woolsey Scariff Locklier Leonelli : Western Region, USA	R	70.5/0.97	90.7/20	73/19.5	85.25/0.99	73.5/0.98	21.47	77.9/0.98	73.5/0.98	87/9	87.5/12	81.25/0.99	10.98	32.44	68/0.99	85.7/7	87.5/12	75/0.99	79/1	8.99	41.44
127	(57)	56	Caitie Manser Sionnaine Academy : Western Region, Canada	R	75.5/1	88.3/0.98	68/0.99	81/0.96	74.5/0.98	2.95	87/21.5	75.5/0.99	83.25/0.99	87.6/13.5	81.25/0.99	15.49	18.44	68/0.99	86.4/14	88.5/17	78/1	77/0.99	15.99	34.43
185	(53)	57	Andrea Gelb Lyons : Western Region, USA	R	82.5/32.5	89.3/0.99	67.5/0.99	85/0.99	74/0.98	2.97	83.5/4	81/8.5	87.25/10.5	83/0.98	85.5/20.5	23	25.97	73.75/23	84/0.99	85.6/3	80/2	78/1	6	31.97
191	(58)	58	Lauren Petrosky The Carson Academy : Cuige Uladh, Eire		77.5/13	88.4/0.98	62.5/0.98	87.5/16	75/0.98	14.96	69.9/0.96	67/0.95	76.25/0.97	82.25/0.97	74/0.95	2.88	17.84							17.84
169	(59)	59	Morgan Martin McKeever : Western Region, USA		66/0.95	92.2/47	61/0.97	81.5/0.96	71/0.97	2.9	78/0.98	83.5/20	83.5/0.99	81.5/0.97	84/11	12.97	15.87							15.87
152	(60)	60	Emma Peterson Harney Pender Keady Academy : New England Region, USA		78/15	84.9/0.95	63/0.98	87/10.5	78/1	12.48	82/1	74/0.99	82.75/0.99	86/1	80.5/0.99	2.98	15.45							15.45
206	(61)	61	Bridget Fox O'Dwyer : New England Region, USA		73.5/0.99	89.9/1.5	73/19.5	84.5/0.98	81.5/10	12.49	81.2/0.99	72.2/0.97	86.75/8	81.25/0.96	80.25/0.99	2.96	15.44							15.44
181	(62)	62	Gabriella Weir Schade Academy : Mid Atlantic Region, USA		76.5/7	90.7/20	58/0.95	85.25/0.99	74.5/0.98	8.97	79/0.98	77.5/0.99	86/4.5	82.5/0.97	79/0.98	2.95	11.92							11.92
101	(63)	63	Colleen Robinson Johnston : Mid Atlantic Region, USA		68/0.95	91/25	62/0.97	83/0.97	74/0.98	2.92	84.7/7	81/8.5	78.5/0.98	82.1/0.97	79/0.98	8.95	11.88							11.88
175	(64)	64	Stewart Jaunsen Drake : Southern Region, USA		75.2/1	86.6/0.96	65.5/0.99	87.25/13	73.5/0.98	2.96	78.3/0.98	80.25/6.5	82.25/0.99	84.5/0.99	87/28	8.47	11.43							11.43
159	(65)	65	Emily Sam-Zee-Moi Doherty Petri : USA and Ireland		75.2/1	88.2/0.98	70.5/7	85.5/0.99	75.5/0.99	2.98	84/5	85/28	85.5/2	84.75/0.99	81/0.99	7.99	10.97							10.97
188	(66)	66	Diana Dersch Scoil Rince Luimni : Mid America Region, USA		72.5/0.98	86.4/0.95	71.5/12	82.5/0.97	76.5/0.99	2.94	83.1/3	80/4	81.25/0.98	86.75/6	81.5/1	8	10.94							10.94
178	(67)	67	Amelie Brune District Academy : Southern Region, USA		71.2/0.97	88.8/0.99	61.5/0.97	86.75/8.5	79.5/4.5	6.46	69.7/0.96	67/0.95	82/0.99	80.5/0.96	74.5/0.95	2.87	9.33							9.33
200	(68)	68	Jessica Tipper De Danaan : Western Region, Canada		76/3	91.4/30	61.5/0.97	83/0.97	67/0.96	4.94	80.2/0.99	71.7/0.97	81.75/0.99	79.5/0.94	84.5/13.5	2.94	7.89							7.89
113	(69)	69	Kathryn Marcum Drake : Southern Region, USA		70.5/0.97	86.5/0.96	60.5/0.96	80.5/0.95	70/0.97	2.88	73.5/0.97	82.3/16	73/0.96	82.1/0.97	82/1.33	3.27	6.16							6.16
115	(70)	70(T)	Kathleen Feeney Goulding : New England Region, USA		68.7/0.96	89/0.99	69/1	85.5/0.99	77/0.99	2.98	81.1/0.99	79.1/1	89.5/23.5	84.7/0.99	80/0.98	2.98	5.95							5.95
134	(71)	70(T)	Sofia Piela Heritage Irish Dance Company : Mid Atlantic Region, USA		73/0.98	89.7/1	73/19.5	82/0.96	76.5/0.99	2.97	81.7/1	72.2/0.97	82.5/0.99	88.4/25	80.5/0.99	2.97	5.95							5.95
204	(72)	72	Olivia Rehal Dowds Irish Dance Academy : Mid America Region, USA		74/0.99	90.6/16	58/0.95	83.5/0.97	78/1	2.96	75.1/0.97	69.7/0.96	85.25/1	83.6/0.98	82/1.33	2.95	5.92							5.92
155	(73)	73	Nicole Millar MJP Academy : Western Region, Canada		70.2/0.97	84.4/0.94	68.5/1	86.5/6.5	77/0.99	2.96	71/0.97	75.25/0.99	79.25/0.98	87.75/15	76.5/0.96	2.93	5.89							5.89
142	(76)	74(T)	Allie Hight Reed : Western Region, USA		70.5/0.97	88.6/0.98	69/1	84.5/0.98	63/0.94	2.93	70/0.96	70/0.96	83/0.99	87/8	79.25/0.98	2.93	5.87							5.87
153	(75)	74(T)	Helen Salvatore McFadden Academy : New England Region, USA		73/0.98	85.4/0.95	66/0.99	85.25/0.99	76/0.99	2.96	69.5/0.96	71/0.97	73.5/0.96	84.25/0.98	85.5/20.5	2.91	5.87							5.87



Final Result for Competition 15B : Ladies 22 & Over - B

WMH = World Medal Holder : OS = Overseas : WQ = World Qualifier : R = Recaller : Score = Judges marks : IP = Irish Points (Grid Score) : FTC = Failed To Complete

Card	Positon @ recall	Final Place	Name/School	Status	ROUND 1 : Score/IP					1st Round Total (IP)	ROUND 2 : Score/IP					2nd Round total (IP)	Total IP for Rounds 1 & 2	ROUND 3 : Score/IP					3rd Round Total (IP) *	TOTAL IP *
194	(74)	74(T)	Shannon Bederski Brenyo Irish Dance : Eastern Region, Canada		70/0.96	90.1/5	63/0.98	85.5/0.99	77.5/1	2.97	79.5/0.98	73.2/0.98	70.25/0.94	81.75/0.97	74.75/0.95	2.9	5.87							5.87
120	(77)	77	Alexandra Mitchell McGrath Morgan Academy : Southern Region, USA		67.5/0.95	84/0.94	61/0.97	82.5/0.97	72/0.97	2.89	82.3/1	77/0.99	80/0.98	83.1/0.98	82.25/3	2.97	5.86							5.86
154	(79)	78(T)	Emily Ferry Teelin School : Southern Region, USA		73/0.98	85.8/0.95	71/9	84.5/0.98	71.5/0.97	2.94	68/0.95	72.75/0.98	84.25/1	82.75/0.98	76/0.96	2.91	5.85							5.85
199	(78)	78(T)	Katherine Teske O'Donovan Arkansas : Southern Region, USA		74/0.99	91.9/38.75	60/0.96	82.5/0.97	69/0.96	2.92	79.2/0.98	72.7/0.98	77.75/0.97	81.1/0.96	82.5/5	2.94	5.85							5.85
145	(80)	80(T)	Sophie Greer Inishfree : Southern Region, USA		72/0.98	85.7/0.95	69.5/2.5	83/0.97	68.5/0.96	2.91	73/0.97	72/0.97	79.75/0.98	87.8/16	80/0.98	2.94	5.84							5.84
187	(81)	80(T)	Eryn Casey Aisling Mor Academy : Mid Atlantic Region, USA		74.5/0.99	87.6/0.97	68.5/1	85.75/1	75/0.98	2.97	68/0.95	68/0.95	74/0.96	84.8/0.99	75.5/0.96	2.87	5.84							5.84
129	(83)	82(T)	Elena Salazar Inishfree : Southern Region, USA		71/0.97	86.7/0.96	67/0.99	80/0.95	63.5/0.95	2.88	81.5/1	70/0.96	73.25/0.96	85.8/1	80.75/0.99	2.95	5.83							5.83
130	(82)	82(T)	Danielle Mills Jamieson : Mid Atlantic Region, USA		72/0.98	87.2/0.96	70/5	79/0.94	71/0.97	2.91	74.6/0.97	72.1/0.97	80.5/0.98	86.4/3	76.25/0.96	2.93	5.83							5.83
208	(84)	82(T)	Bridget Marcellino Inishfree : Mid Atlantic Region, USA		68.2/0.96	92.7/60	67/0.99	84/0.98	78/1	2.97	70.3/0.96	66.2/0.95	70.75/0.94	80.3/0.95	81/0.99	2.86	5.83							5.83
104	(85)	85	Kari Wong Penk-O'Donnell : Western Region, Canada		76/3	87/0.96	60/0.96	80/0.95	61/0.94	2.87	79.9/0.99	72.6/0.98	76.5/0.97	86.6/5	80.25/0.99	2.95	5.82							5.82
119	(86)	86(T)	Shauna Young Young Academy : Eastern Region, Canada		69/0.96	82.5/0.94	57/0.94	79.5/0.95	71/0.97	2.85	84.8/8	75.1/0.99	83.75/0.99	84.1/0.98	77.25/0.97	2.97	5.81							5.81
172	(87)	86(T)	Emily Leasing O'Brien School : Western Region, Canada		66/0.95	89.6/1	60.5/0.96	83.5/0.97	74/0.98	2.92	75/0.97	69/0.96	74.5/0.96	81/0.96	77.5/0.97	2.89	5.81							5.81
140	(90)	88(T)	Mairead Kelly Doherty Petri : USA and Ireland		66.5/0.95	89.4/0.99	59/0.95	78.5/0.94	61/0.94	2.84	86.8/18.5	66/0.94	81.5/0.99	84.75/0.99	79.75/0.98	2.96	5.8							5.8
173	(91)	88(T)	Molly Dugan McAleer-Paulson : Mid Atlantic Region, USA		68.7/0.96	90.9/24	59/0.95	81/0.96	76.5/0.99	2.9	72/0.97	75/0.99	78/0.98	80.25/0.95	73/0.95	2.89	5.8							5.8
221	(89)	88(T)	Kelly Mack Cleary : Western Region, USA		71.5/0.98	87.6/0.97	57/0.94	85/0.99	73/0.97	2.92	68.8/0.96	70.3/0.97	72.25/0.95	81.6/0.97	81.75/1	2.89	5.8							5.8
224	(88)	88(T)	Bryn Gibson Teelin School : Southern Region, USA		70/0.96	91.4/30	59/0.95	84.5/0.98	69.5/0.96	2.91	69.8/0.96	71.3/0.97	73.75/0.96	81.4/0.96	79.75/0.98	2.89	5.8							5.8
138	(93)	92(T)	Kathleen Moran-Pauluk Moran Academy : Eastern Region, Canada		70/0.96	90.6/16	59/0.95	80.5/0.95	62.5/0.94	2.87	79.7/0.98	72/0.97	85.75/3	80.25/0.95	77.25/0.97	2.92	5.79							5.79
189	(92)	92(T)	Megan Glanz Cummins : Mid Atlantic Region, USA		73.5/0.99	90.2/7.5	65/0.98	83/0.97	69/0.96	2.94	60/0.94	66/0.94	84/1	79.8/0.95	76.5/0.96	2.85	5.79							5.79
131	(94)	94(T)	Mollie Michaud Michael Patrick Gallagher : Western Region, USA		71.5/0.98	88.9/0.99	60/0.96	81.5/0.96	68/0.96	2.89	85.7/12	69.1/0.96	71.75/0.95	82.6/0.97	75.75/0.96	2.89	5.78							5.78
176	(96)	94(T)	Breana Cummins Glencastle Irish Dancers : Mid America Region, USA		69.5/0.96	89.1/0.99	66/0.99	80.5/0.95	81.5/10	2.94	62/0.94	68.5/0.96	71.5/0.95	80.75/0.96	70.5/0.94	2.84	5.78							5.78
215	(95)	94(T)	Gemma Hollister Kotelnicki : Mid Atlantic Region, USA		70.2/0.97	88.7/0.98	60/0.96	83.5/0.97	72/0.97	2.91	72.6/0.97	69.7/0.96	71/0.94	80.5/0.96	74.25/0.95	2.87	5.78							5.78
105	(97)	97(T)	Amanda Lebeda Avoca Irish Dance : Western Region, USA		75/0.99	86/0.95	61/0.97	81/0.96	66/0.95	2.88	67.7/0.95	70.4/0.97	72.75/0.96	84.3/0.99	78.25/0.97	2.89	5.77							5.77
217	(98)	97(T)	Monica McDonough Clark Academy : Mid America Region, USA		70.7/0.97	87.3/0.96	61.5/0.97	84/0.98	65.5/0.95	2.9	63/0.94	65.7/0.94	74.25/0.96	81.1/0.96	76.75/0.96	2.86	5.77							5.77
183	(99)	99	Melissa Widman Rankin Holland : Mid America Region, USA		67.5/0.95	86.9/0.96	57/0.94	84/0.98	68.5/0.96	2.87	71.5/0.97	69.2/0.96	75.5/0.97	79.75/0.95	77/0.96	2.89	5.76							5.76
205	(100)	100	Maryam Volpe The Irish Dance Company : Mid Atlantic Region, USA		71.5/0.98	90.4/11	57/0.94	80/0.95	63.5/0.95	2.87	68.7/0.95	71.2/0.97	71.25/0.95	79.75/0.95	78/0.97	2.87	5.74							5.74



Final Result for Competition 15B : Ladies 22 & Over - B

WMH = World Medal Holder : OS = Overseas : WQ = World Qualifier : R = Recaller : Score = Judges marks : IP = Irish Points (Grid Score) : FTC = Failed To Complete

Card	Position @ recall	Final Place	Name/School	Status	ROUND 1 : Score/IP					1st Round Total (IP)	ROUND 2 : Score/IP					2nd Round total (IP)	Total IP for Rounds 1 & 2	ROUND 3 : Score/IP					3rd Round Total (IP) *	TOTAL IP *
					Sarah Irwin-Groenewoud	Brian Sexton	Debbie Trainor	Claire Usher-McMorrow	Lisa Waites		Christine Ayres	Gerard Carroll	Sonia Leonard-Hanly	Jonathan McMorrow	Cian Nolan			Michael Donnellan	Helan Greene	Peg Griffiths	Megan Hickey	Patricia Murphy		
162	(101)	101(T)	Cate Rollins Rochester Academy : Mid Atlantic Region, USA		68/0.95	87.4/0.96	58/0.95	82/0.96	72.5/0.97	2.88	66.5/0.95	66.5/0.95	71/0.94	79.5/0.94	74/0.95	2.84	5.72							5.72
197	(102)	101(T)	Ashley Finnearty-Wagner Champagne Academy : Mid America Region, USA		66.2/0.95	87.3/0.96	61/0.97	81.5/0.96	64/0.95	2.87	67/0.95	68.7/0.96	72/0.95	79/0.94	73.5/0.95	2.85	5.72							5.72
126	(104)	103(T)	Erin Ryan Brady Academy : Western Region, Canada		65.5/0.94	88.7/0.98	60/0.96	79/0.94	69/0.96	2.87	67/0.95	68.1/0.95	70/0.94	80.5/0.96	72.5/0.94	2.85	5.71							5.71
149	(103)	103(T)	Claire Marlowe Dowds Irish Dance Academy : Mid America Region, USA		65.5/0.94	88.1/0.97	60.5/0.96	78/0.94	63/0.94	2.85	69/0.96	67.5/0.95	75/0.97	80/0.95	75/0.95	2.86	5.71							5.71
112	(106)	105(T)	Alyssa Helfer Rince Na Tiarna : Mid Atlantic Region, USA		67/0.95	90/3	59/0.95	78/0.94	64/0.95	2.85	66.1/0.94	68.1/0.95	71.75/0.95	78.75/0.94	78.5/0.97	2.85	5.7							5.7
136	(105)	105(T)	Natalie Davies Yeates : Western Region, USA		66.5/0.95	88.1/0.97	59/0.95	79.5/0.95	65/0.95	2.85	68.2/0.95	67/0.95	71.5/0.95	81.25/0.96	73.5/0.95	2.85	5.7							5.7
147	(107)	107	Maureen Heeran Lenihan School : New England Region, USA		65.5/0.94	89.7/1	58/0.95	82.5/0.97	61/0.94	2.86	67/0.95	66/0.94	70.5/0.94	82/0.97	72/0.94	2.83	5.69							5.69
118	(108)	108	Mary Kate Roffey O'Shea-Chaplin : New England Region, USA		67/0.95	81/0.94	58/0.95	81.5/0.96	64.5/0.95	2.85	64.7/0.94	64/0.94	72/0.95	79.75/0.95	71.25/0.94	2.83	5.68							5.68
117	(110)	109(T)	Lauren Kneeland Inishfree : New England Region, USA		65/0.94	82/0.94	60/0.96	78.5/0.94	69/0.96	2.84	60/0.94	66.9/0.95	68/0.94	79.8/0.95	71.25/0.94	2.83	5.67							5.67
218	(109)	109(T)	Margaret Heeran Lenihan School : New England Region, USA		65/0.94	86.8/0.96	57/0.94	79.5/0.95	62/0.94	2.83	67.4/0.95	66.7/0.95	76/0.97	78.5/0.94	73.75/0.95	2.84	5.67							5.67
150	(111)	111	Madeline Langenfeld Celtic Steps : Mid America Region, USA		65.2/0.94	84.5/0.95	57/0.94	75/0.94	67/0.96	2.83	66/0.94	65/0.94	72.5/0.95	78/0.94	69/0.94	2.82	5.65							5.65
122	(112)	112	Krystal Thompson Heritage : Western Region, USA		65/0.94	82.3/0.94	57/0.94	77/0.94	63/0.94	2.82	68.9/0.96	64.1/0.94	70.75/0.94	78.5/0.94	72.5/0.94	2.83	5.64							5.64
151	(113)	113	Allyson Jensen MAID : Southern Region, USA		64/0.94	83.5/0.94	50/0.94	75/0.94	64/0.95	2.82	65/0.94	63/0.94	69/0.94	77/0.94	63/0.94	2.81	5.63							5.63