




# North American Irish Dance Championships 2023



## Results for Competition 18B : Ladies Under 19 - B

### Adjudicators

#### *Round 1*


**Liam Ayres**  
**Donna Crouch**  
**Maureen Hamilton-Nelson**  
**Stephen McAteer**  
**Edward Murphy**

#### *Round 2*

**Conor Ayres**  
**Maeve Croke**  
**Isabella Fogarty**  
**Karyn Oster**  
**Ailis O'Dowda**

#### *Round 3*


**Sharon O'Brien**  
**Attracta Quinn**  
**Pauline Shaw**  
**Julie Showalter-Marshall**  
**Michael Toal**



## Final Result for Competition 18B : Ladies Under 19 - B

WMH = World Medal Holder : OS = Overseas : WQ = World Qualifier : R = Recaller : Score = Judges marks : IP = Irish Points (Grid Score) : FTC = Failed To Complete


Card	Position @ recall	Final Place	Name/School	Status	ROUND 1 : Score/IP					1st Round Total (IP)	ROUND 2 : Score/IP					2nd Round total (IP)	Total IP for Rounds 1 & 2	ROUND 3 : Score/IP					3rd Round Total (IP) *	TOTAL IP *
					Liam Ayres	Donna Crouch	Maureen Hamilton-Nelson	Stephen McAteer	Edward Murphy		Conor Ayres	Maeve Croke	Isabella Fogarty	Karyn Oster	Allis O'Dowda			Sharon O'Brien	Attracta Quinn	Pauline Shaw	Julie Showalter-Manshall	Michael Toal		
127	(1)	1	Megan Stuart Corda Mor : Mid America Region, USA	WMH	96.5/100	97/100	97/100	92/75	94/100	300	91.7/45	92.5/75	97/100	97/60	96/100	235	535	98.5/75	92/100	98/100	96/100	94.5/100	300	835
166	(2)	2	Zoe Burton Celtic Steps : Western Region, USA	WMH	92.5/65	96/75	94/65	88.75/56	88.8/60	190	94/75	93/100	96/75	94/50	94/75	225	415	97.5/53	90/75	95/75	92.5/53	92/60	188	603
114	(3)	3	Ailish Cromie Schade Academy : Mid Atlantic Region, USA	WMH	93/75	93/56	91/47	87/47	92/75	178	94.9/100	90.5/60	94/58	99.5/100	92.5/60	220	398	98.7/100	81.5/35	87/47	91.6/47	82.5/27	129	527
123	(5)	4	Danah Pham Hallowan : New South Wales, Australia	OS	88.8/38	89/43	95/75	81/30	89/65	146	93.5/65	81.75/35	95/65	93/47	91.25/47	159	305	95.1/34	85.6/60	86/43	95/75	93.5/75	178	483
108	(4)	5	Ava Vickers Goggin-Carroll : Eastern Region, Canada	WMH	90.5/60	94/65	90/39	89/60	88/47	167	89.8/37	90/53	90.25/38	99/75	91.5/50	141	308	95.7/36	86.5/65	86.5/45	94/65	91/53	163	471
155	(6)	6	Maggie Elizabeth Webber Mulvihill-Lynch : Mid Atlantic Region, USA	WQ	87.4/32	93.5/60	93.5/60	88.5/53	88.7/56	169	88/30.5	89/47	91.75/42	98/65	87.5/36	125	294	97.2/50	81.9/38	88.25/53	91/43	92.5/65	146	440
117	(7)	7	Isabella Pelura Kavanagh Porter Academy: USA and Ireland	WQ	90/53	87/33.5	89.5/37	85.5/43	86/38	118	92.9/54.5	90.25/56	93.5/48.5	88.75/37	91.75/53	156	274	97.8/56	81.1/32	85/40	87.3/27	85/38.5	110.5	384.5
183	(10)	8	Kelly Logan Watters : Southern Region, USA	WQ	89.1/45	92.5/53	92.5/53	84.5/39	86.5/39	137	92.9/54.5	85/41	89/35	83.5/23	82.5/26.5	102.5	239.5	98.4/65	83/43	88/50	90.2/39	90/50	143	382.5
175	(11)	9	Anna Hall Doherty Petri : USA and Ireland	WQ	89/42	87/33.5	87.75/31	75.5/6	87.2/43	106.5	93/60	89.25/50	89.25/36	86.5/31	90.5/43	129	235.5	98/60	82/39	90/65	90.4/41	84/33.5	140	375.5
153	(9)	10	Catherine Tolan O'Neill Blake : Cuige Laighean, Eire	OS	90.1/56	91/50	90.25/41	93/100	88.5/51.5	157.5	78.8/1	77/19	92/45	83/22	91/45	86	243.5	91.8/20	81.4/34	82.5/33	90.1/38	86/43	105	348.5
126	(18)	11	Piper Normand Ashurst Academy : New England Region, USA	WQ	88.2/35	84/27	85/21	89.5/65	85.8/36	98	85.5/24.5	83/38.5	85/23	91/43	82.5/26.5	89.5	187.5	96.2/43	80.4/25	89/60	93/56	91.5/56	155	342.5
159	(16)	12	Mikaila Farrell DeNoglia Academy : Mid Atlantic Region, USA	WQ	89.5/48.5	90/47	88.75/34	81.5/32.5	85.4/34	115	88.9/34	80.5/30	88/31	87/32	88.5/38	97	212	96.1/41	81.7/36	83/34.5	93.2/60	89/47	124	336
139	(8)	13	Hannah Cai Cunniffe Marie Moore : Mid Atlantic Region, USA	WQ	87.5/33	84.5/28.5	93/56	83/36	87/41	110	90/39	82/36	90.5/39	95/56	92/56	134	244	91.9/21	81.2/33	88.5/56	87.8/30	82.5/27	90	334
158	(14)	14	Sophia DeGrazia Onórach Mulhern Geraghty : USA & Ireland	WQ	86.5/28	88/38	89.25/36	74.5/1.2	87.5/45	102	90.9/41	88/45	82.25/12	89.5/39	89/39	119	221	95.9/38	79.5/20	84/37.5	91.4/45	84/33.5	109	330
149	(15)	15	Julia Peters Carle : Mid Atlantic Region, USA	WQ	87.3/31	86.5/32	89/35	83.5/37	85.9/37	104	88/30.5	80/26.5	94/58	92/45	87/35	110.5	214.5	93.3/27	80.6/28	76.5/27.5	89/36	88/45	91.5	306
187	(12)	16	Phoebe Galfano Mullane Godley : Mid America Region, USA	WQ	87.1/30	81.5/22	86.25/26.5	87.5/50	74.75/1	78.5	91.9/47	91/65	88.5/33.5	88.5/36	93/65	148	226.5	90.5/14	83.5/47	76/25.5	84.4/18	81/21.5	65	291.5
148	(17)	17(T)	Charlotte Winarski O'Shea-Chaplin : New England Region, USA	WQ	88.9/39	87.5/36	87/29	85/41	80.5/14	104	89.9/38	81.5/34	87.5/29	89/38	86/33	105	209	91.3/17	80.3/24	75.75/24	88.9/35	80.5/19	67	276
170	(22)	17(T)	Molly Collins The Michaela Hinds Academy : Eastern Region, Canada	WQ	88.6/37	83.5/26	91.5/50	77.5/17	85.5/35	98	80.2/16	74.5/14	85.75/25	84/24	83/28	65	163	96.3/45	84.5/50	85/40	87.5/28	81/21.5	113	276
137	(13)	19	Masha Houlihan Healy : Western Region, USA	R	89.5/48.5	88.5/41	86/25	82/34	88.5/51.5	123.5	91/43	81/32	84/19	90/41	82/25	98	221.5	90.6/15	77/15	74.5/21	88.8/34	79.5/15	51	272.5
172	(19)	20	Cliona Sheridan Mona Ni Rodaigh : Cuige Uladh, Eire	R	85.9/27	89.5/45	80.5/1	86.5/45	84.1/30	102	89.7/36	78.5/22	90/37	74.5/1	79.75/18	76	178	93.1/25	80/21	76/25.5	88/31	82.5/27	77.5	255.5
171	(21)	21	Poppy Allen McGahan Lees : Southern Region, England	R	84.2/19	88/38	85.25/22	77/13.5	83.9/28	69	79.7/7.5	82.5/37	91.75/42	86/29	85/31	97	166	96.5/47	78.5/18	84/37.5	83.4/15	83/29.5	85	251
104	(23)	22	Matilda Goldie Watkins : Queensland, Australia	R	84.5/22	86/31	84/16	78.5/22.5	84/29	73.5	92.4/50	81.25/33	82.25/12	76.75/5	90/41	86	159.5	94/31	80.2/23	76.5/27.5	86.8/26	79/12	76.5	236
124	(20)	23	Alexa Donion Tara : Western Region, USA	R	84/17	83/25	89.75/38	84/38	85/33	96	80.5/18	80.25/28.5	87.75/30	94.5/53	80.25/21	79.5	175.5	91.7/19	80.1/22	74/19.5	84.8/21	77/9	59.5	235
184	(24)	24	Abigail Prosser Kotelnicki : Mid Atlantic Region, USA	R	84.3/20	82.5/24	86.25/26.5	78/20	80.8/17	64	82.9/20	80.75/31	87/27.5	86.25/30	75.5/9	77.5	141.5	93.4/28	77.5/16	73/15	88.5/33	84.5/36	77	218.5



## Final Result for Competition 18B : Ladies Under 19 - B

WMH = World Medal Holder : OS = Overseas : WQ = World Qualifier : R = Recaller : Score = Judges marks : IP = Irish Points (Grid Score) : FTC = Failed To Complete

Card	Position @ recall	Final Place	Name/School	Status	ROUND 1 : Score/IP					1st Round Total (IP)	ROUND 2 : Score/IP					2nd Round total (IP)	Total IP for Rounds 1 & 2	ROUND 3 : Score/IP					3rd Round Total (IP) *	TOTAL IP *
					Liam Ayres	Donna Crouch	Maureen Hamilton-Nelson	Stephen McAteer	Edward Murphy		Conor Ayres	Maeve Croke	Isabella Fogarty	Karyn Oster	Allis O'Dowda			Sharon O'Brien	Attracta Quinn	Pauline Shaw	Julie Showalter-Manshall	Michael Toal		
141	(27)	25	Scarlett Priebe Ardan Academy : Mid America Region, USA	R	81.5/7.5	82/23	82.25/7	78/20	84.5/32	50.5	86/26	70/1	93.5/48.5	85/27	79.5/17	70	120.5	95.8/37	82.2/41	72.75/14	87.6/29	80.5/19	85	205.5
162	(29)	26	Adalyn Hobart Fisher-McLeod : Western Region, USA	R	88/34	87.25/35	87.5/30	77/13.5	83.4/25	89	88.8/33	71.5/6.5	79/0.99	64.5/0.97	74/4	11.49	100.49	96/39	85/53	75.5/23	82.5/12	85/38.5	100.5	200.99
163	(28)	27	Morgan Hooker Clark Academy : Mid America Region, USA	R	85.7/26	78/15	88.5/33	81.25/31	84.3/31	88	86.5/28	73.5/11	82.25/12	77.25/7	71/0.99	30	118	93.5/29	83.2/45	70.5/9	78/8	84.5/36	74	192
143	(26)	28	Hailey Basic Mullane Godley : Mid America Region, USA	R	84.1/18	70.5/0.99	88/32	76.5/10.5	82/22.5	51	84/21	71/5	83/15.5	88/35	88/37	71.5	122.5	89.4/10	80.9/30	73.75/18	86.4/24	82/25	67	189.5
190	(33)	29	Alyson Downey McDonnell : Western Region, Canada	R	84.7/23	80/19	90.75/45	80.75/29	81.9/21	73	79.5/5	74.25/13	81.25/2.5	82/20	73.5/2.5	20.5	93.5	94.5/32	81/31	77/29	88.3/32	85.5/41	95	188.5
186	(25)	30	Gillian Gray Milewski Gray School : New England Region, USA	R	81.5/7.5	77/11.5	84/16	78.5/22.5	71.75/0.99	35	88.5/32	83/38.5	88.25/32	87.5/34	86.5/34	100	135	90/12	72/10	71.5/11	82.7/13	79.5/15	36	171
147	(39)	31	Sinead Carey Cleary : Western Region, USA	R	79.7/1	72.5/1	83.25/12	82.5/35	80.3/12	25	80/11.5	72.5/9	93.75/53	79/14	78.5/15	40.5	65.5	93.2/26	81.8/37	79/31	90/37	84.5/36	104	169.5
181	(34)	32	Charlotte Reid Harney Pender Keady Academy : New England Region, USA	R	80/2.5	80.5/20	86.5/28	75.5/6	83.7/27	53	85/23	67.5/0.99	85/23	72.5/0.99	76.5/11	34.99	87.99	91.5/18	73/11	78/30	86.5/25	83.5/31.5	73	160.99
174	(30)	33	Leah O'Connell Hession : Cuige Chonnacht, Eire	R	78.6/0.99	78.5/16	81.75/5	77.5/17	71.5/0.99	21.99	86.2/27	78/21	88.5/33.5	72/0.99	84.5/30	78	99.99	92.7/23	75/12	72/12.5	85/22	81.5/23.5	57.5	157.49
182	(32)	34	Clare Padilla Brightburn Academy : Western Region, USA	R	82.5/10	79.5/18	84/16	74.5/1.2	80.7/16	42	78.5/1	79.5/24	81.75/7.5	84.25/25	83.5/29	56.5	98.5	92/22	79/19	74/19.5	84.6/19	80.5/19	57.5	156
160	(41)	35	Emma Gillanders Drake : Southern Region, USA	R	85.3/25	79/17	84.25/18	74/0.99	66.5/0.97	35.99	79.8/9	79/23	81.75/7.5	77/6	68/0.99	22.5	58.49	94.8/33	80.5/26.5	83.5/36	92/50	79.5/15	95.5	153.99
168	(42)	36	Ellie Schidt Beglan Academy : Mid America Region, USA	R	83/12	76.5/10	78.25/0.99	72/0.98	78.75/9	19.99	80/11.5	80.25/28.5	82.5/14	77.5/8.5	77.5/13	38.5	58.49	95.5/35	85.5/56	83/34.5	86/23	80/17	92.5	150.99
167	(37)	37	Riley Nichols Dunleavy Boyle Academy : New England Region, USA	R	82.7/11	84.5/28.5	77.75/0.98	80.5/27.5	81.3/20	58.5	79.9/10	64.5/0.98	84.75/21	73.5/0.99	72.5/1	11.99	70.49	93.8/30	78/17	82/32	84/17	83.5/31.5	78.5	148.99
113	(31)	38	Emily Simanton Aisling Mor Academy : Mid Atlantic Region, USA	R	88.5/36	69/0.99	82/6	77/13.5	71/0.99	20.49	84.1/22	79.75/25	83.75/18	87.25/33	85.5/32	79	99.49	91/16	80.5/26.5	73.5/17	82.3/11	79/12	45	144.49
131	(35)	39	Leila Jung Goggin-Carroll : Eastern Region, Canada	R	83.5/15	88/38	78.75/0.99	80.5/27.5	83/24	66.5	75/0.98	76/17	75/0.97	75/1	79/16	17.98	84.48	92.9/24	71/9	75/22	83.6/16	78/10	48	132.48
146	(38)	40	Brigid Gannon Rince Na Tiarna : Mid Atlantic Region, USA	R	80.1/4	81/21	82.75/10	74.75/3	77.25/6	20	89/35	73/10	84.5/20	81/19	73/1	49	69	90.2/13	76.5/14	73.25/16	84.7/20	79/12	43	112
125	(43)	41	Lila Stanton Heavey Quinn : New England Region, USA	R	83.4/14	77/11.5	83/11	79.5/25	77.5/7	36.5	79.3/1	76.5/18	81.5/4.5	78.75/13	73.5/2.5	20	56.5	89.6/11	80.7/29	72/12.5	81.6/9	83/29.5	52.5	109
115	(36)	42	Meghan Anne Crowley Heritage Irish Dance Company : Mid Atlantic Region, USA	R	84.4/21	64/0.97	78/0.99	79/24	76.75/5	26.99	79.4/3	86/43	86.25/26	80.25/18	65/0.98	47	73.99	87/8	76/13	70/8	83/14	70/8	29	102.99
133	(40)	43	Summer Vander Kooi Maguire : Southern Region, USA	R	79.9/1	76/8.5	83.5/13	74.5/1.2	80.2/11	20.7	75.9/0.99	74/12	82/10	80/17	80/19.5	39	59.7	87.5/9	70.5/8	71/10	81.9/10	81.5/23.5	29	88.7
109	(44)	44	Anna Donaghy O'Kennedy Holland Irish Dance Academy : Mid America Region, USA		83.7/16	66/0.98	76.5/0.98	79.75/26	82/22.5	39.48	80.1/13.5	68.5/0.99	78.75/0.99	85.5/28	70/0.99	15.48	54.96							54.96
128	(45)	45	Mary Corr Hopkins McSloy Academy : Southern Region, England		84.8/24	85/30	84.5/19	75.5/6	68/0.98	49	80.2/16	65.25/0.99	79.5/0.99	75.75/1	63.5/0.97	2.98	51.98							51.98
121	(46)	46	Claire Gillanders Drake : Southern Region, USA		89/42	70/0.99	79.5/0.99	74.5/1.2	81.1/19	21.19	86.7/29	80/26.5	80.5/1	76.25/3	72/1	30.5	51.69							51.69
103	(47)	47	Molly Ruley Bracken : Western Region, USA		87/29	73/1.5	81/1	73.5/0.99	81/18	20.5	80.2/16	64.25/0.98	77.25/0.98	78.25/11	80/19.5	27.98	48.48							48.48
161	(48)	48	Marilyn Roche O'Dwyer : New England Region, USA		83.1/13	74.5/5	84.75/20	81.5/32.5	73.75/1	38	74.4/0.98	69.5/1	85/23	65/0.97	75/7	8.98	46.98							46.98



## Final Result for Competition 18B : Ladies Under 19 - B

WMH = World Medal Holder : OS = Overseas : WQ = World Qualifier : R = Recaller : Score = Judges marks : IP = Irish Points (Grid Score) : FTC = Failed To Complete

Card	Position @ recall	Final Place	Name/School	Status	ROUND 1 : Score/IP					1st Round Total (IP)	ROUND 2 : Score/IP					2nd Round total (IP)	Total IP for Rounds 1 & 2	ROUND 3 : Score/IP					3rd Round Total (IP) *	TOTAL IP *
					Liam Ayres	Donna Crouch	Maureen Hamilton-Nelson	Stephen McAteer	Edward Murphy		Conor Ayres	Maeve Croke	Isabella Fogarty	Karyn Oster	Allis O'Dowda			Sharon O'Brien	Attracta Quinn	Pauline Shaw	Julie Showalter-Marshall	Michael Toal		
142	(49)	49	Holly Rushing Scariff Locklier Leonelli : Southern Region, USA		79.5/1	64.5/0.98	85.5/23	77.5/17	75/1	18.99	79/1	68/0.99	87/27.5	77.5/8.5	78/14	23.5	42.49							42.49
152	(50)	50	Ianna Bodnar Richens/Timm : Mid America Region, USA		80.7/6	75.5/7	83.75/14	69/0.97	76.25/3	16	75.7/0.98	75/15	83/15.5	76.5/4	65/0.98	19.98	35.98							35.98
169	(51)	51	Jacqueline Heyden McCarthy : Mid Atlantic Region, USA		78.8/0.99	77.5/13.5	79.75/0.99	71.5/0.98	72.75/0.99	2.97	79.7/7.5	69.5/1	78.25/0.99	84.5/26	81/23	31.5	34.47							34.47
150	(52)	52	Katrina Sullivan McInerney : New England Region, USA		79.3/0.99	68.5/0.99	90.5/43	76/8.5	80.6/15	24.49	75.7/0.98	70.5/3	81.75/7.5	76/2	67/0.98	5.98	30.48							30.48
135	(53)	53	Cate Weidenbach Inishfree : New England Region, USA		79.1/0.99	75/6	79.25/0.99	76.5/10.5	83.6/26	17.49	78/0.99	69/0.99	78/0.99	78/10	80.5/22	11.99	29.48							29.48
130	(54)	54	Ashleigh Walesa McNamara McCarthy : Mid America Region, USA		80.5/5	66.5/0.98	82.5/8.5	75/4	70.5/0.98	9.98	74.7/0.98	77.5/20	79/0.99	79.25/15	70.5/0.99	16.98	26.97							26.97
116	(55)	55	Zarra Gilluley Blakey O'Brien : Western Region, Canada		80/2.5	68/0.99	81.5/4	78/20	80.4/13	19.5	78.3/0.99	64.75/0.98	79.75/1	82.5/21	66.5/0.98	2.97	22.47							22.47
189	(56)	56	Brigid Clark Burke : Mid America Region, USA		82.2/9	76/8.5	80/1	73/0.99	75.25/1	10.49	80.1/13.5	63.5/0.98	81.5/4.5	64/0.97	74.5/6	11.48	21.97							21.97
132	(57)	57	Halle Fitzgerald Bell : Mid America Region, USA		76.5/0.98	72/1	74.75/0.97	72/0.98	72/0.99	2.95	77/0.99	72/8	77/0.98	74.5/1	77/12	9.98	12.93							12.93
177	(58)	58	Catherine Ainley Loughran : North West Region, England		78/0.98	73/1.5	80.75/1	72.5/0.99	73.25/0.99	2.98	71.8/0.98	67/0.99	81.75/7.5	78.5/12	69/0.99	9.48	12.46							12.46
112	(59)	59	Emma Doherty Triggle Academy : Southern Region, USA		77.5/0.98	62.5/0.97	76/0.98	73/0.99	70/0.98	2.94	85.5/24.5	69.75/1	77.25/0.98	70.25/0.99	74.25/5	6.98	9.92							9.92
122	(60)	60	Sophia Nicole Shaneyfelt Craoi na Tire : Mid America Region, USA		77.7/0.98	74/4	78.5/0.99	73.5/0.99	64/0.97	2.96	72.1/0.98	70.75/4	81/1	69.75/0.98	75.25/8	5.98	8.94							8.94
110	(61)	61	Sophie Palcic Nugent : Mid America Region, USA		72.4/0.97	62/0.97	75/0.97	73/0.99	78/8	2.93	79.4/3	71.5/6.5	76/0.98	62/0.97	67.5/0.98	4.96	7.89							7.89
173	(62)	62	Madi Patton The Academy : Mid America and Western Australia		79.6/1	65/0.98	85.75/24	73.5/0.99	70.75/0.98	2.97	79.6/6	63.5/0.98	81.25/2.5	71/0.99	70.5/0.99	4.48	7.45							7.45
164	(63)	63	Shea Cencula District Academy : Southern Region, USA		79.2/0.99	63.5/0.97	81.25/2.5	77/13.5	72.25/0.99	4.48	73.9/0.98	62.5/0.98	78.5/0.99	74/0.99	66.5/0.98	2.95	7.43							7.43
101	(64)	64	Emily Farley McElligott : Mid Atlantic Region, USA		76.2/0.97	65/0.98	77/0.98	76/8.5	74/1	2.95	82.5/19	70.25/1.5	78/0.99	67/0.98	66.75/0.98	3.47	6.42							6.42
140	(65)	65	Lauren O'Leary McTeggart : Western Region, USA		74.5/0.97	77.5/13.5	80/1	74.5/1.2	69.5/0.98	3.17	67/0.97	60.25/0.97	74/0.97	65/0.97	60.5/0.97	2.91	6.08							6.08
119	(67)	66(T)	Ryleigh Andresen O'Connor Kennedy : Western Region, USA		78.9/0.99	65.5/0.98	79/0.99	74/0.99	80/10	2.97	76.5/0.99	69.25/1	75/0.97	79.5/16	68.5/0.99	2.97	5.94							5.94
145	(68)	66(T)	Morgan Low The John Lonergan Academy : Cuige Mumhan, Eire		79/0.99	69.5/0.99	74.25/0.97	74/0.99	75.5/1	2.97	73/0.98	61/0.97	80/1	73/0.99	76/10	2.97	5.94							5.94
185	(66)	66(T)	Francesca Bartel Tara : Western Region, USA		79/0.99	71/0.99	79/0.99	72/0.98	71.25/0.99	2.97	76.8/0.99	75.5/16	77.75/0.98	75.5/1	69.5/0.99	2.98	5.94							5.94
157	(69)	69	Gabby Avendt Teelin School : Southern Region, USA		79.8/1	73.5/3	76/0.98	70.5/0.97	72.5/0.99	2.97	77.1/0.99	62/0.97	83.5/17	66.5/0.98	70/0.99	2.96	5.92							5.92
105	(70)	70	Taya Corn McGonagle School of Irish Dance : New England Region, USA		78.5/0.98	70/0.99	82.5/8.5	72.5/0.99	69/0.98	2.96	79.4/3	62.25/0.98	79.5/0.99	66/0.98	63.5/0.97	2.94	5.91							5.91
176	(71)	71	Rory Byhre Dennehy Mayer : Mid America Region, USA		77.3/0.98	62.5/0.97	80.25/1	70/0.97	65.5/0.97	2.92	72.6/0.98	65.5/0.99	80/1	71.5/0.99	81.5/24	2.97	5.9							5.9
156	(72)	72	Maura Hogan Hooley School : Mid Atlantic Region, USA		77/0.98	66/0.98	76.75/0.98	74/0.99	67.5/0.98	2.94	75.6/0.98	65/0.99	80/1	69/0.98	66/0.98	2.95	5.89							5.89



## Final Result for Competition 18B : Ladies Under 19 - B

WMH = World Medal Holder : OS = Overseas : WQ = World Qualifier : R = Recaller : Score = Judges marks : IP = Irish Points (Grid Score) : FTC = Failed To Complete

Card	Position @ recall	Final Place	Name/School	Status	ROUND 1 : Score/IP					1st Round Total (IP)	ROUND 2 : Score/IP					2nd Round total (IP)	Total IP for Rounds 1 & 2	ROUND 3 : Score/IP					3rd Round Total (IP) *	TOTAL IP *
					Liam Ayres	Donna Crouch	Maureen Hamilton-Nelson	Stephen McAteer	Edward Murphy		Conor Ayres	Maeve Croke	Isabella Fogarty	Karyn Oster	Allis O'Dowda			Sharon O'Brien	Attracta Quinn	Pauline Shaw	Julie Showalter-Marshall	Michael Toal		
188	(73)	73	Madeline Edge Inis Ciarde : Southern Region, USA		77.9/0.98	67/0.98	78/0.99	68/0.97	63.5/0.97	2.93	77.9/0.99	66.5/0.99	77.75/0.98	60.25/0.97	64.5/0.98	2.95	5.88							5.88
102	(76)	74(T)	Makayla Mohrman Rochester Academy : Mid Atlantic Region, USA		75.8/0.97	63/0.97	74/0.97	71/0.98	73/0.99	2.92	79.3/1	60.75/0.97	73/0.97	70.5/0.99	71.5/1	2.95	5.87							5.87
111	(75)	74(T)	Amelia Checca Connick Reid Academy : Southern Region, USA		70/0.97	67/0.98	75.5/0.97	72/0.98	76/2	2.94	69.9/0.97	68.25/0.99	75.5/0.98	62.5/0.97	68.5/0.99	2.93	5.87							5.87
118	(74)	74(T)	Lily Garretson McGrath Morgan Academy : Southern Region, USA		77.1/0.98	71/0.99	74.5/0.97	71.5/0.98	67/0.98	2.93	77.2/0.99	63.75/0.98	77/0.98	69.5/0.98	62/0.97	2.94	5.87							5.87
144	(77)	74(T)	Kathleen Cummings Celtic Steps : Western Region, USA		78.7/0.99	64/0.97	75.75/0.98	67/0.97	68.5/0.98	2.93	71/0.97	64/0.98	78.5/0.99	60/0.97	72/1	2.94	5.87							5.87
120	(79T)	78(T)	Lizzi Clock Celtic Academy : Mid America Region, USA		79.6/1	67.5/0.99	75.25/0.97	69.5/0.97	65/0.97	2.93	69.9/0.97	70.25/1.5	74/0.97	68.5/0.98	62.5/0.97	2.92	5.85							5.85
129	(78)	78(T)	Rebecca Janson The O'Faolain Academy : Mid America Region, USA		75.4/0.97	61/0.97	77.5/0.98	71/0.98	60/0.97	2.91	70.1/0.97	60.25/0.97	74/0.97	75.25/1	72.5/1	2.94	5.85							5.85
151	(79T)	78(T)	Taylor Bell Goggin-Carroll : Eastern Region, Canada		72/0.97	72.5/1	76.25/0.98	69.5/0.97	66/0.97	2.92	78.8/1	63/0.98	72/0.97	68/0.98	63/0.97	2.93	5.85							5.85
179	(81)	78(T)	Mary Marini O'Shea-Chaplin : New England Region, USA		75.6/0.97	68/0.99	81.25/2.5	70.5/0.97	62.5/0.97	2.93	71.1/0.97	61.5/0.97	74/0.97	61/0.97	63/0.97	2.91	5.85							5.85
136	(82)	82	Grace Fullinwider Boyle : Southern Region, USA		71/0.97	71.5/1	73.5/0.97	71.5/0.98	70.25/0.98	2.93	70/0.97	62/0.97	73/0.97	70/0.99	60/0.97	2.91	5.84							5.84
138	(84)	83(T)	Jasmine Mach Greenway Academy : Western Region, USA		76/0.97	63.5/0.97	77.25/0.98	69/0.97	76.5/4	2.93	66/0.97	60/0.97	77/0.98	55/0.97	61/0.97	2.9	5.83							5.83
180	(83)	83(T)	Sophia Kosvitch Coyle : Mid Atlantic Region, USA		78.1/0.98	64.5/0.98	73.5/0.97	66.5/0.97	64.5/0.97	2.91	65/0.97	60/0.97	77/0.98	67.5/0.98	65.5/0.98	2.92	5.83							5.83
165	(85)	85	Emily Luter Southern Irish Dance : Southern Region, USA		79.4/0.99	61.5/0.97	73.75/0.97	66/0.97	63/0.97	2.9	69/0.97	60.5/0.97	72/0.97	63/0.97	60/0.97	2.9	5.8							5.8