




North American Irish Dance Championships 2023



Results for Competition 1 : Men 20 & Over

Adjudicators

Round 1


Maire Dixon
Denise Elebert
Caroline Greene-Parfery
Miceal Hopkins
Kimberley Lancaster

Round 2

Conor Ayres
Maeve Croke
Isabella Fogarty
Karyn Oster
Ailis O'Dowda

Round 3


Sarah Irwin-Groenewoud
Brian Sexton
Debbie Trainor
Claire Usher-McMorrow
Lisa Waites



Final Result for Competition 1 : Men 20 & Over

WMH = World Medal Holder : OS = Overseas : WQ = World Qualifier : R = Recaller : Score = Judges marks : IP = Irish Points (Grid Score) : FTC = Failed To Complete

Card	Position @ recall	Final Place	Name/School	Status	ROUND 1 : Score/IP					1st Round Total (IP)	ROUND 2 : Score/IP					2nd Round total (IP)	Total IP for Rounds 1 & 2	ROUND 3 : Score/IP					3rd Round Total (IP) *	TOTAL IP *	
					Maire Dixon	Denise Elebert	Caroline Greene-Parfery	Miceal Hopkins	Kimberley Lancaster		Conor Ayres	Maeve Croke	Isabella Fogarty	Karyn Oster	Allis O'Dowda			Sarah Irwin-Greenwood	Brian Sexton	Debbie Trainor	Claire Usher-McMorrow	Lisa Waites			
120	(1)	1	Owen Luebbers Niall Holly Academy : Cuige Laighean, Eire	OS	99/100	95/100	98/100	96/75	97/100	300	96/100	96/100	98/100	95/100	96/100	300	600	98/100	90/41	92/100	97/100	95/75	275	875	
111	(2)	2	Cameron Lambert Joanne Kavanagh Academy : Cuige Laighean, Eire	OS	98.5/65	91/65	96/75	87/53	94/65	195	93/75	92/75	96/65	92/75	93/75	225	420	97/75	91.5/45	91/75	96.75/75	96/100	225	645	
129	(3)	3	Nathan Hynes Aisling Keogh : Cuige Laighean, Eire	OS	98.6/75	93/75	95/65	97/100	96/75	225	91.5/56	90.5/60	97/75	91/65	92/65	190	415	96/65	93/60	90/65	96/60	93/65	190	605	
101	(5)	4	Jude Flurry Carey Academy : Southern Region, USA	WQ	98.4/60	84/47	92.5/53	77/38	90/53	153	90.9/50	91/65	91/54.5	88.5/50	89.5/56	160.5	313.5	90/60	94/65	84/60	96.5/65	85/42	185	498.5	
105	(4)	5	Elliot Sutton Walton : New South Wales, Australia	OS	87/39	90/58	94.5/60	86.5/50	88/47	155	91.8/60	79.75/37	93/60	88.75/53	88.5/50	163	318	86/45	92.5/53	79/45	90.75/53	84/39	143	461	
125	(6)	6	Cameron Sparling Houston : Western Region, Canada	WMH	98.1/53	87.5/53	94/56	88.5/56	93/60	165	90/47	89.75/53	89/45	90/60	87/45	145	310	87/47	89.5/39	83/53	90.25/47	91/60	147	457	
119	(8)	7	Luke Chaumont Walton : New South Wales, Australia	OS	98.3/56	90/58	91.5/47	86/47	89/50	153	92/65	90/56	83/36	86/43	85/43	142	295	89/53	95/100	80.5/50	90.5/50	89/53	156	451	
122	(7)	8	Ryan Lohmeyer Malone Academy : Western Region, USA	WMH	97/50	87/50	92/50	92/65	85/41	150	91/53	89.5/50	90.75/50	86.5/45	89/53	153	303	88/50	92/47	80/47	89/39	87/47	141	444	
118	(9)	9	Caleb Walton Kavanagh Porter Academy : USA and Ireland	WMH	90/47	81.5/41	89.5/41	90/60	86/43	131	89/41	84/43	91/54.5	89/56	90/60	153.5	284.5	84.5/41	92.75/56	77/43	91/56	86/45	144	428.5	
115	(10)	10	Brendan Broesler DeNogla Academy : Mid Atlantic Region, USA	WQ	89/44	83/43	91/45	81.5/41	92/56	132	86/33	80/38	88/42	87/47	88/47	127	259	89.5/56	94.5/75	83.5/56	89.5/41	88/50	162	421	
126	(11)	11	Douglas Hayes Goggin-Carroll : Eastern Region, Canada	WQ	85/35.5	73.75/31	76/37	85/45	87/45	117.5	89.8/43	86/45	88/42	81/37	84/41	126	243.5	85/43	89.25/38	75/40	90/45	90/56	128	371.5	
116	(12)	12	Logan Porter O'Shaughnessy Academy : Western Region, USA	WQ	87.5/41	83.5/45	90/43	83/43	79/39	127	87/35	82/39	90.5/47	83/38	83/39	116	243	82.5/37	92.25/50	75/40	89.75/43	81/37	120	363	
107	(14)	13	Jackson Hunter McTeggart : Western Region, USA	WQ	89/44	76/36	88/39	78/39	76/37	115	89.9/45	79.5/36	82/31.5	84/39	80/35.5	110.5	225.5	84/39	91/43	71/38	88.5/38	82/38	115	340.5	
123	(13)	14	Liam Kohler Lenihan School : New England Region, USA	R	86/37.5	80.5/39	75/36	76.5/37	77/38	112.5	88.5/38	88/47	85/39	79/35	82/38	115	227.5	83/38	89/37	70/37	88/37	85/42	112	339.5	
110	(15)	15	Jack Murphy O'Malley : Mid Atlantic Region, USA		85/35.5	73.5/30	68/28.5	75/34	63/32	96	85/32	78/34	83/36	85/41	81/37	107	203						203		
127	(16)	16	Jamison Appell The Brennan-Lucey Academy : New England Region, USA		86/37.5	73.25/29	78/38	73.5/32	67/33	102.5	86.5/34	83/41	82/31.5	71.5/25	79.5/34	99.5	202							202	
113	(17)	17	Nigel Govan Kilkenny Lundy School : Netherlands		84/33.5	78/38	60/25	76/35.5	62/31	100	84/31	79/35	78/27.5	75/29	80/35.5	95	195							195	
109	(18)	18	Ciaran Barrett Grafton Street Academy : Western Region, USA		79/29	77/37	74.5/35	76/35.5	59/28	99.5	88.6/39	74/32	80/29.5	76.75/32	77.5/30	94	193.5							193.5	
104	(19)	19	Edward Tennant Culkin : Southern Region, USA		78/28	75/34	73/33	73/31	72/35	98	88/36	72.5/29	82.25/33	76.5/31	76.5/27	93	191							191	
114	(20)	20	Marc Morale Hughes-Farrelly : Mid America Region, USA		75/26	73/28	74/34	74/33	60/29.5	90.5	80/27	73/30	80/29.5	78/34	79/33	92.5	183							183	
106	(21)	21	Joseph Aversa McElligott : Mid Atlantic Region, USA		76/27	74/32	70/31	70/27.5	69/34	90.5	83.5/30	73.5/31	83/36	74/28	77/28.5	89.5	180							180	
128	(22)	22	Benjamin Ledford Walsh Kelley : Southern Region, USA		80/30.5	72.75/27	69/30	70/27.5	73/36	88	83/29	71/27	84/38	77/33	77/28.5	90.5	178.5							178.5	
124	(23)	23	Parker J.R. Kelly Rochester Academy : Mid Atlantic Region, USA		84/33.5	75.25/35	72/32	72/30	58/26.5	95.5	81/28	72/28	77/26	71/24	78/31	82	177.5							177.5	
108	(24)	24	Andrew Moore Carpenter Academy : Southern Region, USA		80/30.5	74.5/33	67/27	70.5/29	58/26.5	86.5	78/25	70.5/26	74/25	71.75/26	76/25.5	76.5	163							163	
121	(25)	25	Austen Kelly Jamieson : Mid Atlantic Region, USA		82/32	72.5/25.5	68/28.5	69/26	60/29.5	84	75/24	70/24.5	78/27.5	72/27	76/25.5	77	161							161	



Final Result for Competition 1 : Men 20 & Over

WMH = World Medal Holder : OS = Overseas : WQ = World Qualifier : R = Recaller : Score = Judges marks : IP = Irish Points (Grid Score) : FTC = Failed To Complete

Card	Position @ recall	Final Place	Name/School	Status	Maire Dixon	Denise Elebert	Caroline Greene-Parfery	Miceal Hopkins	Kimberley Lancaster	1st Round Total (IP)	Conor Ayres	Maeve Croke	Isabella Fogarty	Karyn Oster	Ailis O'Dowda	2nd Round total (IP)	Total IP for Rounds 1 & 2	Sarah Irwin-Greenewood	Brian Sexton	Debbie Trainor	Claire Usher-McMorrow	Lisa Waites	3rd Round Total (IP) *	TOTAL IP *
					ROUND 1 : Score/IP					ROUND 2 : Score/IP					ROUND 3 : Score/IP									
102	(26)	26	Daniel Hall O'Neill-James : Southern Region, USA		70/25	72.5/25.5	65/26	68/25	55/25	75.5	79/26	70/24.5	70/24	76/30	75/24	74.5	150							150
103	(27)	FTC	Malakye Wilson Coyle : Mid Atlantic Region, USA		0/0	0/0	0/0	0/0	0/0	0	88.4/37	77/33	82.5/34	80/36	78.5/32	103	103							103