




# North American Irish Dance Championships 2023



## Results for Competition 23A : Girls Under 14 - A

### Adjudicators

#### *Round 1*


**Conor Ayres**  
**Gerard Carroll**  
**Maeve Croke**  
**Caroline Greene-Parfery**  
**Peg Griffiths**

#### *Round 2*

**Michael Donnellan**  
**Jonathan McMorrow**  
**Karyn Oster**  
**Claire Usher-McMorrow**  
**Ailis O'Dowda**

#### *Round 3*


**Maureen Hamilton-Nelson**  
**Edward Murphy**  
**Patricia Murphy**  
**Michael Toal**  
**Debbie Trainor**



## Final Result for Competition 23A : Girls Under 14 - A

WMH = World Medal Holder : OS = Overseas : WQ = World Qualifier : R = Recaller : Score = Judges marks : IP = Irish Points (Grid Score) : FTC = Failed To Complete


Card	Position @ recall	Final Place	Name/School	Status	ROUND 1 : Score/IP					1st Round Total (IP)	ROUND 2 : Score/IP					2nd Round total (IP)	Total IP for Rounds 1 & 2	ROUND 3 : Score/IP					3rd Round Total (IP) *	TOTAL IP *
					Conor Ayres	Gerard Carroll	Maeva Croke	Caroline Greene-Parfery	Peg Griffiths		Michael Donnellan	Jonathan McMorrow	Karyn Oster	Claire Usher-McMorrow	Allis O'Dowda			Maureen Hamilton-Nelson	Edward Murphy	Patricia Murphy	Michael Toal	Debbie Trainor		
178	(1)	1	Mary Claire Wagner Lavin-Cassidy : Mid America Region, USA	WMH	95.2/38.5	83.5/22	78/9.5	89.6/27	91.8/47	87.5	94/100	96/100	98/100	96/100	91/47	300	387.5	88.5/65	93/100	86.8/65	96/100	79.5/28.5	230	617.5
105	(4)	2	Roisin Kinsella-Alba Kinsella : Mid America Region, USA	WMH	95/36	96.5/75	92.5/75	92/51.5	92/50	176.5	83/53	92.75/65	97/75	93.75/51.5	94.5/75	193	369.5	89/75	92/75	87/100	95.5/75	91/75	225	594.5
174	(3)	3	Evie Marley Nadine Martin Academy : North West Region, England	OS	96.5/65	97/100	90/60	92/51.5	93/100	225	76.5/21	88.9/45	93/43	95/65	95/100	153	378	85/43	90.9/60	82/39	94.5/60	88/54.5	157.5	535.5
231	(2)	4	Ava Rose Folan McGahan Lees : Southern Region, England	OS	97.5/100	95/60	93/100	92.5/60	88.7/32	220	88/65	89.75/56	94.5/50	93.2/43	93/60	166	386	80.5/23	88.7/41	79.9/18	95/65	90/65	129	515
170	(7)	5	Caitlin Daponte Goggin-Carroll : Eastern Region, Canada	WQ	95.9/56	91/39	85.5/41	92.2/56	90.1/35	136	86/60	83.25/3	96/65	93/41	87/34	135	271	90/100	89.4/45	80.8/27	94/56	85.5/45	146	417
160	(8)	6	Evelyn Husband Onórach Mulhern Geraghty : USA & Ireland	WQ	95.3/41	90/34.5	84.5/37	90/30.5	88.2/28	102	90/75	94/75	90/31	94/56	81.5/20	162	264	88/60	90.5/53	86.9/75	87.5/35	81/36.5	149.5	413.5
125	(11)	7	Macy Smith The Academy : Mid America and Western Australia	WQ	97/75	93/47	88/53	88.25/14	91.7/45	145	78.85/37	86.25/29.5	94.25/47	90.25/16.5	80.75/17	83.5	228.5	82.5/31.5	89.6/47	83.9/45	92.5/50	92/100	142	370.5
111	(16)	8	Scarlett Bireley Kavanagh Porter Academy: USA and Ireland	WQ	95.5/43	94.5/56	77/3.5	88/12	92.5/65	111	82.5/50	85.75/26	90.25/33	91.25/26	91.5/50	109	220	86.5/53	91/65	80.3/22	89/38.5	88/54.5	146	366
155	(5)	9	Carolyn Marshall Boyle : Southern Region, USA	WQ	95.6/46	85.5/29	84/36	91.5/45	91.2/41	122	84/56	90/60	91/36	93.5/47	92/53	156	278	87/56	84.2/17	80.6/25	86/32	79/26.5	83.5	361.5
128	(6)	10	Brooke Shields Keegan Academy : North West Region, England	OS	95.8/53	95.5/65	86/43	91/37.5	88.5/31	133.5	78.25/35	89.25/50	88.25/24	95.5/75	92.5/56	141	274.5	84.5/41	86.4/33	78.2/9	86.5/33	77/19.5	85.5	360
219	(9)	11	Bronagh Enright Doherty Petri : USA and Ireland	OS	95.1/37	90/34.5	92/65	94/100	86.4/16	136.5	79.85/41	87.5/36	91.25/37	92.5/37	94/65	115	251.5	77/7	86.3/32	85.5/53	85/30.5	79.5/28.5	91	342.5
172	(13)	12	Emma Kingsbury The Michaela Hinds Academy : Eastern Region, Canada	WQ	94.5/30.5	87/32	83.5/35	91.25/41	92.1/53	108	77/26.5	89.5/53	94/45	91.5/28	90.5/45	118	226	83.75/37	89.8/50	81.1/30	91/45	74/11.5	112	338
228	(12)	13	Scarlett Petrarca Murray Academy : New England Region, USA	WQ	94.9/34.5	94/51.5	85.25/39	90.1/33	90.3/36	109.5	80.25/43	84.75/19	95/56	91.75/31	90.25/43	117	226.5	81.25/26	86.7/36	86/56	88.5/37	78.5/24.5	99	325.5
169	(18)	14	Avery Haviland Celtic Steps : Western Region, USA	WQ	93.5/23	84.5/26	87.5/47	92.75/65	87.6/22	96	71/0.99	86.5/31	88/23	92/33.5	88/35	87.5	183.5	83.25/35	90.8/56	81.7/36	92/47	88.5/60	139	322.5
196	(14)	15	Caoimhe Loughran Loughran : North West Region, England	OS	95.2/38.5	94/51.5	87.75/50	91.25/41	80.3/0.97	129.5	69.35/0.98	88.5/41	87/20	92.75/38.5	89/37	95.5	225	84.25/39	86/27	80/19	84/27.5	80/31	85.5	310.5
130	(15)	16	Lucy Husband Onórach Mulhern Geraghty : USA & Ireland	WQ	95.6/46	92.25/43	82.5/31	91.25/41	85.3/9	115	77.85/31.5	87.75/37	90.1/32	93.75/51.5	90/40	109	224	83.5/36	86.1/28.5	81.6/35	82/21.5	72/6	85	309
124	(20)	17	Mary Margaret Murphy Murphy Academy : New England Region, USA	WQ	94/26	85/28	80/20	93/75	91/39	93	78/33.5	85.4/23	85.75/17	90.75/21.5	89.5/38	78	171	86/50	89/43	86.1/60	88/36	80/31	129	300
163	(10)	18	Sorrel Newnham Glendarragh : Midlands Region, England/Wales	OS	94.9/34.5	90.25/36	88.5/56	90.75/36	92.4/60	128	67/0.96	89/47	92/39	93.25/45	83/25	109	237	78.25/12	85.4/22	80.7/26	77/3.5	75.5/16	50	287
208	(21)	19	Kiley Sudhalter Harney Pender Keady Academy : New England Region, USA	WQ	94.4/29	81.25/15	75.25/0.99	88.75/16.5	86.1/14	45.5	81/45	88.25/39	90.5/34	94.5/60	90/40	124	169.5	83/34	82.5/5	85/50	90/43	79/26.5	103.5	273
146	(23)	20	Madison Watson Rochester Academy : Mid Atlantic Region, USA	WQ	93/17.5	82.5/17	79.75/19	89/20.5	90.5/37	57	68.75/0.98	86.1/28	95.5/60	91.75/31	85.5/30.5	89.5	146.5	82.25/30	87.6/39	80.5/24	93.5/53	87/50	119	265.5
116	(17)	21	Avery Ciavoliello Wilson-Bryson-Dennis School : Eastern Region, Canada	WQ	96/60	92.5/45	87/45	90.5/35	91.5/43	133	79.75/39	82/0.98	88.75/26	91/24	75/0.98	50.98	183.98	78.75/14.5	85.8/26	80.4/23	89/38.5	71.5/5	63.5	247.48
222	(19)	22	Rowan Smith Mattierin : Western Region, Canada	WQ	94.3/28	82.75/18	81.25/26	90.2/34	88.9/33	87	76.85/24	87/34	69.25/0.97	92.25/35.5	86/32	90	177	78/11	84.8/19	80.1/20	78.5/10	81/36.5	50	227
182	(24)	23	Lillian Stock Brady Campbell : Mid America Region, USA	WQ	94.7/32	83.75/23	78.25/11	91/37.5	78.3/0.95	66	76.85/24	88/38	75.5/0.99	91.5/28	82.5/23	75	141	85.25/45	87.2/38	78.7/14	83/25	78/22.5	85.5	226.5
129	(25)	24	Harlow Quinn Houston : Western Region, Canada	R	93/17.5	92/41	82/29	91.75/47	92.8/75	117	76.5/21	83.2/2	75.25/0.99	87/0.98	82.75/24	23.99	140.99	77.25/8	86.2/30.5	81.4/33	80.5/14.5	69.5/1	53	193.99
185	(22)	25	Micalyn Preece-Kelly Flynn : Mid Atlantic Region, USA	R	94.8/33	82/16	79.25/16	89/20.5	86.5/17	53.5	72.75/2	87.25/35	91.5/38	92.75/38.5	84/27	100	153.5	75.25/1	82.8/8	83.8/43	77.5/5.5	78.5/24.5	38	191.5



## Final Result for Competition 23A : Girls Under 14 - A

WMH = World Medal Holder : OS = Overseas : WQ = World Qualifier : R = Recaller : Score = Judges marks : IP = Irish Points (Grid Score) : FTC = Failed To Complete

Card	Position @ recall	Final Place	Name/School	Status	ROUND 1 : Score/IP						1st Round Total (IP)	ROUND 2 : Score/IP					2nd Round total (IP)	Total IP for Rounds 1 & 2	ROUND 3 : Score/IP					3rd Round Total (IP) *	TOTAL IP *
					Conor Ayres	Gerard Carroll	Maeev Croke	Caroline Greene-Parfery	Peg Griffiths	Michael Donnellan		Jonathan McMorrow	Karyn Oster	Claire Usher-McMorrow	Allis O'Dowda	Maureen Hamilton-Nelson			Edward Murphy	Patricia Murphy	Michael Toal	Debbie Trainor			
190	(31)	26	Rachael Rawson Gott-Hughton Academy : Western Region, Canada	R	92.5/13	84.25/25	82.25/30	88/12	82.6/1	50	69.25/0.98	88.8/43	86/18	90.25/16.5	79.75/7.5	42	92	78.75/14.5	86.8/37	81.9/38	82/21.5	81.5/38.5	96.5	188.5	
102	(38)	27	Maeev Pelletier Santacroce : New England Region, USA	R	85/0.97	89/33	76/1	88.5/15	80.5/0.97	16.97	75/9	85.1/21	89.25/28	88.5/1	83.5/26	56	72.97	82/29	85/20	83/41	89.5/41	86/47	111	183.97	
238	(27)	28	Madeline Brennan Onórach Mulhern Geraghty : USA & Ireland	R	94.2/27	83/19.5	81/24.5	87/5.5	83.5/3	49.5	76.35/18.5	86.75/32	87.5/22	89.5/10	84.5/28	68.5	118	76.5/5	85.5/23	80.2/21	81.5/19	76/17	57	175	
207	(30)	29	Kylie McMahon Diaga Irish Dance : Eastern Region, Canada	R	87.4/0.98	90.75/38	83.25/34	89/20.5	84.6/6	60.5	77.75/29	84.25/13	86.5/19	89.25/7.5	76.75/0.99	39.5	100	81/25	82/2	84/47	87/34	74/11.5	70.5	170.5	
210	(29)	30	Amelia Rufo Murphy Academy : New England Region, USA	R	92.9/16	80.25/11	80.75/23	89.3/23.5	87.9/25	62.5	74.45/5	82.8/1	88.5/25	89.75/12	88.5/36	42	104.5	81.5/27	81.5/1	77.5/2	84.5/29	85/43	58	162.5	
165	(26)	31	Meghan Sheerin-Day McGing : Mid America Region, USA	R	94.5/30.5	72/0.98	81.75/28	90/30.5	92.3/56	89	76.85/24	80.8/0.96	82/10	90.5/19.5	78.5/1	30.5	119.5	82.5/31.5	82.2/3	78.5/12	76.5/1.5	76.5/18	33	152.5	
209	(40)	32	Victoria Fox Clark Academy : Mid America Region, USA	R	89.2/0.99	83.25/21	78.75/13	87/5.5	82.8/1	19.5	75.85/14	83.75/8	89.5/29	92.25/35.5	72.25/0.96	51	70.5	84/38	83.5/12	81.5/34	82.5/23.5	77/19.5	77	147.5	
206	(37)	33	Claire Hageman The Academy : Mid America and Western Australia	R	93.1/19.5	70.2/0.97	79.5/17.5	88.9/18	84.1/5	40.5	76/15.5	85/20	89/27	88/0.99	74.25/0.98	36.49	76.99	72/0.99	84/14	81/29	81/16.5	78/22.5	53	129.99	
166	(32)	34	Fiona Perry Baffa Academy : Southern Region, USA	R	93.1/19.5	73.5/0.99	85/38	89.75/28	90.7/38	85.5	69.25/0.98	84/11	73/0.98	87.5/0.99	77.75/1	2.97	88.47	78.5/13	82.4/4	78.6/13	78.5/10	74.5/13	36	124.47	
115	(28)	35	Bethany Hutchins Tamora School : Western Region, USA	R	89.5/1	80.5/12	81/24.5	88.75/16.5	83/1	29.5	75/9	85.6/25	94.75/53	91/24	86.5/33	82	111.5	72.5/0.99	84.3/18	75.2/0.99	78/7.5	62/0.99	9.48	120.98	
106	(45)	36	Rowynn Vaske Wick : Western Region, USA	R	86/0.97	83/19.5	83/33	85/1	90/34	53.5	70/0.99	84.3/15	78.25/2	86.75/0.98	74.25/0.98	3.97	57.46	80.25/22	85.7/25	79.8/17	82.5/23.5	70/1	62.5	119.96	
229	(33)	37	Eileen Lesinski Marie Moore : Mid Atlantic Region, USA	R	91.6/9	84.75/27	77/3.5	89/20.5	77.5/0.95	33	77.75/29	83.5/5.5	84.5/14	92/33.5	78.25/1	48.5	81.5	79.5/18	83.5/12	78.1/8	78/7.5	82/41	38	119.5	
148	(52)	38	Jillian Roth Southern Irish Dance : Southern Region, USA	R	95.7/50	74.5/0.99	78/9.5	80.5/0.98	81.6/0.98	11.48	76/15.5	83/1	74/0.99	90/14.5	71/0.95	16.49	27.96	82.75/33	85.3/21	81.3/32	83.5/26	80.5/34	91	118.96	
138	(43)	39	Larkin Hathaway Cleary : Western Region, USA	R	89.5/1	86.5/31	68.5/0.96	86/1.33	88.4/30	32.33	75.5/12	84.3/15	76.75/1	88.75/2.5	80.5/15.5	29.5	61.83	76.25/4	82.6/6	79.1/16	84/27.5	81.5/38.5	49.5	111.33	
189	(55)	40	Madelyn Pradels Doherty Petri : USA and Ireland	R	93.5/23	80.75/13	68.75/0.96	76/0.96	83.7/4	17.96	70.75/0.99	81.25/0.97	66/0.95	88/0.99	74.5/0.98	2.94	20.9	77.75/10	86.6/35	81.8/37	77/3.5	80.5/34	79	99.9	
211	(50)	41	Cadence Woelms Walton : New South Wales, Australia	R	90.6/3	79/5.5	77.75/8	85/1	80/0.97	9.5	76.35/18.5	86/27	67.5/0.96	87.5/0.99	78.75/1	20.49	29.99	80.75/24	86.2/30.5	77.9/6	85/30.5	75/14.5	69	98.985	
154	(47)	42	Amy Kaltz Kotelnicki : Mid Atlantic Region, USA	R	89.6/1	80/9	71.75/0.98	87.5/9	86.2/15	19	78.75/36	82/0.98	84/13	85.25/0.96	81/18.5	32.48	51.48	79.25/17	84.1/15.5	78.3/10	74.5/0.99	77.5/21	42.5	93.978	
137	(41)	43	Alexandra Bieche Blakey O'Brien : Western Region, Canada	R	91.5/8	90.5/37	75.5/1	77/0.97	76.1/0.93	9.96	79/38	81.6/0.97	90.75/35	89.8/13	79.25/4.5	52.5	62.46	81.75/28	86.1/28.5	75.9/0.99	76/1	68.5/1	29.99	92.456	
162	(63)	44	London Spratt The Academy : Mid America and Western Australia	R	88.4/0.99	79.5/7	78.5/12	83/0.99	79.2/0.96	8.98	64.75/0.93	81.5/0.97	76/1	83.25/0.94	76.5/0.99	2.9	11.88	80/20.5	86.5/34	80.9/28	79.5/12	80/31	79.5	91.379	
234	(42)	45	Molly Estep Lavin-Cassidy : Mid America Region, USA	R	90.2/2	71/0.98	77.5/6.5	80.2/0.98	83.2/1	3.98	77/26.5	82.3/0.99	92.5/41	90.75/21.5	80/10	58	61.98	79/16	82.7/7	77.8/5	81.5/19	70.5/2	28	89.98	
109	(34)	46	Molly Reid Trinity Academy : Mid America Region, USA	R	81/0.95	78/3.5	72/0.98	89.5/26	86/13	17.48	77.75/29	86.25/29.5	87.25/21	86.5/0.97	80.25/13	63	80.48	74.5/1	80.5/1	75.1/0.99	76.5/1.5	60/0.99	2.98	83.46	
205	(35)	47	Riley Chilwood Beghan Academy : Mid America Region, USA	R	93.9/25	77/1	66.75/0.95	89.4/25	85.1/8	34	75/9	85.5/24	68.5/0.96	91.75/31	80.25/13	46	80	75/1	81/1	77/1	72/0.99	68/1	2.99	82.989	
122	(36)	48	Josephine Perry Cross Keys : Mid America Region, USA	R	92/10	74/0.99	73.5/0.99	86.5/3	87.5/21	13.99	72/1	86.8/33	85.5/16	90.5/19.5	85.5/30.5	66	79.99	73.5/0.99	80.1/1	76.1/0.99	75.5/1	73.5/10	2.99	82.978	
179	(57)	49	Molly Morrison Teelin School : Southern Region, USA	R	83.1/0.96	79/5.5	74.25/0.99	86/1.33	79.4/0.96	3.29	71/0.99	84.3/15	70.25/0.97	91/24	76/0.99	16.98	20.27	85.5/47	83.5/12	81.2/31	80/13	73/8.5	56	76.267	
235	(39)	50	Lila Belle Custer McTeggart : Southern Region, USA	R	88.3/0.98	65.7/0.93	61.25/0.93	75/0.95	77.3/0.94	2.82	77.85/31.5	84.1/12	89.75/30	91.5/28	71.25/0.95	70	72.82	65/0.99	73/0.99	60/0.99	68.5/0.99	57/0.99	2.96	75.7805	



## Final Result for Competition 23A : Girls Under 14 - A

WMH = World Medal Holder : OS = Overseas : WQ = World Qualifier : R = Recaller : Score = Judges marks : IP = Irish Points (Grid Score) : FTC = Failed To Complete


Card	Position @ recall	Final Place	Name/School	Status	ROUND 1 : Score/IP						1st Round Total (IP)	ROUND 2 : Score/IP					2nd Round total (IP)	Total IP for Rounds 1 & 2	ROUND 3 : Score/IP					3rd Round Total (IP) *	TOTAL IP *
					Conor Ayres	Gerard Carroll	Maeva Croke	Caroline Greene-Parfery	Peg Griffiths	Michael Donnellan		Jonathan McMorrow	Karyn Oster	Claire Usher-McMorrow	Allis O'Dowda	Maureen Hamilton-Nelson			Edward Murphy	Patricia Murphy	Michael Toal	Debbie Trainor			
200	(48)	51	Emma Clarke Brady Academy : New England Region, USA	R	92.6/15	79.75/8	73/0.98	90/30.5	86.7/18	41	70.35/0.99	80.3/0.96	61/0.93	87.75/0.99	85/29	2.94	43.94	80/20.5	83/9	78/7	77.5/5.5	75/14.5	30.5	74.435	
213	(44)	52	Cora Lambertson Celtic Steps : Western Region, USA	R	93.4/21	70.2/0.97	77.25/5	84/0.99	87.7/23.5	26.99	76.5/21	83.8/9.5	66.75/0.96	88.5/1	82.25/22	31.5	58.49	75.5/2	80/1	77.1/1	76/1	80.5/34	4	62.486	
216	(46)	53	Genevieve Troy McGonagle School of Irish Dance : New England Region, USA	R	92.4/11	76.5/1	80.25/21	79.1/0.98	88.3/29	33	74/4	85.25/22	64.5/0.95	88.75/2.5	80.25/13	19.5	52.5	73.75/0.99	76/0.99	74/0.99	81.5/19	70/1	2.98	55.478	
161	(56)	54	Jessica Wilson Doherty Petri : USA and Ireland	R	92.5/13	78/3.5	80.5/22	86/1.33	80.8/0.98	17.83	65.65/0.94	80.25/0.95	85/15	81.5/0.93	77.5/1	2.89	20.72	76/3	85.6/24	78.4/11	81/16.5	72.5/7	34.5	55.223	
215	(62)	55	Anya-Rae Hayter Blakey O'Brien : Western Region, Canada	R	91.4/7	72/0.98	79.5/17.5	82/0.99	75.6/0.93	8.97	70/0.99	80/0.95	79.5/5	87/0.98	70.25/0.94	2.91	11.88	74/1	84.1/15.5	79/15	80.5/14.5	71/3.5	33	44.881	
230	(49)	56	Ciera Smidga McElligott : Mid Atlantic Region, USA	R	88.3/0.98	67.9/0.95	82.75/32	87.5/9	85.8/12	21.98	75.75/13	81.8/0.98	67.75/0.96	90/14.5	72.75/0.97	14.95	36.93	71/0.99	79/0.99	75/0.99	74.5/0.99	69/1	2.97	39.902	
233	(51)	57	Emily McEnany Legacy Irish Dance Academy : Southern Region, USA	R	80.7/0.95	80.1/10	79/14.5	89.3/23.5	82.7/1	25.5	78/33.5	82.4/0.99	77.25/1	85.5/0.96	79/2.5	4.49	29.98	71.5/0.99	79.5/0.99	77.6/3	73/0.99	60/0.99	2.97	32.956	
135	(60)	58	Grace Carmody Dennehy Mayer : Mid America Region, USA	R	91/6	66.5/0.93	72.25/0.98	87/5.5	88.1/27	12.48	68/0.97	83/1	80.25/7	87.2/0.98	76/0.99	2.97	15.45	76.75/6	83.3/10	77.3/1	78.5/10	63/0.99	17	32.445	
214	(53)	59	Mary Clifford McGing : Mid America Region, USA	R	89.4/0.99	72.5/0.99	76.75/2	77.2/0.97	80.9/0.98	2.96	75.25/11	83.5/5.5	75/0.99	89.25/7.5	82/21	24	26.96	73/0.99	77/0.99	77.2/1	74.5/0.99	73/8.5	2.98	29.94	
144	(54)	60	Caitlin Condon Clann Lir Academy : New England Region, USA	R	88/0.98	69.75/0.97	71.5/0.97	76.5/0.96	78.2/0.95	2.9	68.85/0.98	83.8/9.5	61.25/0.94	90.3/18	80/10	20.48	23.38	74.25/1	80.7/1	76.2/1	75/0.99	67/0.99	2.99	26.365	
151	(58)	61	Sinead Tierney Dillon-Gavin : Mid America Region, USA	R	93.5/23	72.5/0.99	76.5/1	88/12	79.6/0.97	13.99	67/0.96	84.5/17	78/1	88.75/2.5	79/2.5	6	19.99	74.75/1	77.6/0.99	77.7/4	76/1	67.5/0.99	2.99	22.977	
236	(59)	62	Jianna Grenn Magennis Academy : Southern Region, USA	R	81.8/0.96	68/0.95	68.5/0.96	85/1	77.2/0.94	2.86	76.25/17	81.8/0.98	83.5/12	86/0.97	70.5/0.95	13.94	16.81	79.75/19	76.5/0.99	77.4/1	72/0.99	57/0.99	2.98	19.7835	
112	(61)	63	Hazel McFarlane Kidd Ciestak : Scotland	R	80.1/0.94	84/24	73/0.98	87.5/9	82/0.99	10.97	67.85/0.97	80.1/0.95	64.25/0.95	85/0.96	69.75/0.94	2.85	13.83	77.5/9	78/0.99	76/0.99	75/0.99	66/0.99	2.98	16.806	
143	(64)	64	Maeva Tran Healy : Western Region, USA	R	90/1	72/0.98	64.5/0.94	76/0.96	78.7/0.96	2.9	74.85/6.5	82.7/0.99	73/0.98	87.25/0.98	81/18.5	8.48	11.37	73.5/0.99	78.6/0.99	75.8/0.99	73.5/0.99	71/3.5	2.98	14.349	
183	(65)	65	Mary Lambert Shelley : Western Region, USA		90.9/5	70.75/0.98	64.25/0.94	82/0.99	82.3/0.99	2.95	66.5/0.95	80.3/0.96	71.5/0.98	89.5/10	79.5/6	7.93	10.89							10.887	
153	(66)	66	Aine Mahony Burke Connolly Academy : Southern Region, USA		85.6/0.97	77/1	81.5/27	87/5.5	82.2/0.99	7.49	65.25/0.94	80.2/0.95	74.5/0.99	89/5.5	78/1	2.94	10.43							10.43	
223	(67)	67	Honor Lucas Goulding : New England Region, USA		87.6/0.98	69.75/0.97	75/0.99	82/0.99	78.1/0.95	2.93	68.25/0.97	82.2/0.98	61.75/0.94	89/5.5	79.25/4.5	6.46	9.39							9.385	
133	(68)	68	Maddie Cedrone Graham : Eastern Region, Canada		80.6/0.95	66.5/0.93	61/0.93	73/0.94	78.5/0.95	2.82	72/1	79/0.94	80/6	88.75/2.5	70.75/0.95	4.45	7.27							7.2695	
217	(69)	69	Reagan Jurca Leneghan : Mid America Region, USA		80.6/0.95	77.5/2	76.25/1	72/0.93	85.5/10	3.95	63/0.92	81/0.96	63.75/0.95	83/0.94	70.25/0.94	2.83	6.78							6.775	
107	(70)	70	Abby Maria Proulx Murray Academy : New England Region, USA		89/0.99	77/1	79/14.5	84/0.99	80.2/0.97	2.98	72/1	84.6/18	71.25/0.98	86/0.97	72.5/0.97	2.94	5.92							5.923	
108	(71)	71	Reagan Pulie Lenihan School : New England Region, USA		83/0.96	75/0.99	75/0.99	82.5/0.99	84.9/7	2.97	71/0.99	82.4/0.99	65.75/0.95	85.5/0.96	77.25/0.99	2.94	5.92							5.919	
220	(72)	72	Leena-Rose Marter Emerald Isle : Mid Atlantic Region, USA		87.8/0.98	73/0.99	65.25/0.94	82/0.99	83.1/1	2.95	67.5/0.97	83.1/1	81/9	87.25/0.98	73.5/0.97	2.96	5.91							5.911	
123	(73)	73	Emily Simonelli Rince Na Tiarna : Mid Atlantic Region, USA		79.5/0.94	70/0.97	71/0.97	73/0.94	87.7/23.5	2.88	71.85/1	82.3/0.99	80.5/8	88/0.99	76.25/0.99	2.98	5.86							5.857	
194	(74)	74	Zoe Scalerio Griffith Academy : New England Region, USA		89.8/1	68/0.95	74.75/0.99	83/0.99	82/0.99	2.97	72/1	79/0.94	67.25/0.96	81/0.93	75.5/0.99	2.88	5.85							5.8545	
147	(75)	75	Elise Rodriguez Greene Academy : Western Region, USA		87.5/0.98	81/14	72.5/0.98	78/0.97	82.1/0.99	2.95	70.5/0.99	79/0.94	72/0.98	82/0.93	75/0.98	2.9	5.85							5.848	



## Final Result for Competition 23A : Girls Under 14 - A

WMH = World Medal Holder : OS = Overseas : WQ = World Qualifier : R = Recaller : Score = Judges marks : IP = Irish Points (Grid Score) : FTC = Failed To Complete

Card	Position @ recall	Final Place	Name/School	Status	ROUND 1 : Score/IP					1st Round Total (IP)	ROUND 2 : Score/IP					2nd Round total (IP)	Total IP for Rounds 1 & 2	ROUND 3 : Score/IP					3rd Round Total (IP) *	TOTAL IP *		
					Conor Ayres	Gerard Carroll	Maeva Croke	Caroline Greene-Parfery	Peg Griffiths		Michael Donnellan	Jonathan McMorrow	Karyn Oster	Claire Usher-McMorrow	Allis O'Dowda		Maureen Hamilton-Nelson	Edward Murphy	Patricia Murphy	Michael Toal	Debbie Trainor					
239	(76)	76	Daisy Haney Ellis Academy : Mid America Region, USA		81.6/0.96	73.5/0.99	72.5/0.98	73.5/0.94	81.2/0.98	2.92	67.85/0.97	83.6/7	72.5/0.98	85.5/0.96	74.75/0.98	2.93	5.84								5.8435	
195	(77)	77	Braemar Gray Onórach Mulhern Geraghty : USA & Ireland		88.7/0.99	67.75/0.95	72/0.98	76/0.96	79.7/0.97	2.9	71/0.99	80/0.95	73.5/0.99	85.75/0.97	79.75/7.5	2.94	5.84									5.843
186	(78)	78	Aileen Ward Whelan Academy : Western Region, USA		87.2/0.98	70.2/0.97	63.75/0.94	78/0.97	79.9/0.97	2.91	74.85/6.5	81.25/0.97	72.5/0.98	86.75/0.98	69.5/0.93	2.92	5.84									5.836
152	(79)	79	Karlie Maurizio Rhodes Academy : Southern Region, USA		92.5/13	70.5/0.97	72.75/0.98	85/1	80.6/0.98	2.95	64/0.93	81.1/0.97	77/1	86.5/0.97	70/0.94	2.88	5.83									5.831
150	(80)	80	Charlotte Esterle McClanahan : Mid America Region, USA		84.5/0.97	72/0.98	73.25/0.98	80/0.98	79.1/0.96	2.93	63/0.92	80.75/0.96	68/0.96	88.25/0.99	74/0.98	2.9	5.83									5.825
171	(81)	81	Savannah Whitchurch Scariff Locklier Leonelli : Western Region, USA		81.4/0.95	75.5/1	77.5/6.5	74/0.95	78.6/0.95	2.9	82/47	82.5/0.99	66.5/0.96	84/0.95	73/0.97	2.92	5.82									5.8205
104	(82)	82	Isla Lepsy Teelin School : Southern Region, USA		75/0.93	86/30	74/0.99	80/0.98	80.1/0.97	2.94	66.35/0.95	81.8/0.98	68.75/0.97	85.75/0.97	70.25/0.94	2.88	5.81									5.8145
167	(83)	83	Sophie Lynn Legacy Irish Dance Academy : Southern Region, USA		70/0.92	69/0.96	71.25/0.97	84/0.99	78.9/0.96	2.89	66.25/0.95	81.25/0.97	69/0.97	87.25/0.98	80/10	2.92	5.81									5.809
121	(84)	84	Savannah Edwards McGing : Mid America Region, USA		80.2/0.94	68.5/0.95	74.5/0.99	90/30.5	79.8/0.97	2.91	69/0.98	76/0.93	63.25/0.94	87.25/0.98	73/0.97	2.89	5.8									5.8025
221	(85)	85	Kaisleigh Lofgreen Michael Patrick Gallagher : Western Region, USA		88.2/0.98	70.8/0.98	64.75/0.94	77/0.97	81.9/0.99	2.93	68.85/0.98	79.8/0.94	63.5/0.94	87.25/0.98	71.25/0.95	2.88	5.8									5.8015
132	(86)	86	Giorgia Anselmi Goulding : New England Region, USA		80.5/0.94	69.25/0.96	70/0.97	72/0.93	76.5/0.94	2.84	70.35/0.99	82/0.98	78.5/3	87.4/0.99	72.5/0.97	2.96	5.8									5.8
145	(87)	87	Layla Crosby De Barra Academy : Western Region, USA		82/0.96	70.1/0.97	70.5/0.97	77/0.97	79.5/0.96	2.9	64.85/0.93	82.75/1	75.75/0.99	86.3/0.97	69/0.93	2.9	5.8									5.7985
180	(88)	88	Reilly McCarthy Mulvihill-Lynch : Mid Atlantic Region, USA		85.1/0.97	68.25/0.95	71/0.97	82/0.99	81.7/0.99	2.92	66/0.94	75/0.92	60.25/0.93	89.5/10	77/0.99	2.87	5.79									5.7925
225	(89)	89	Zoe Kennedy Fisher-McLeod : Western Region, USA		88.6/0.99	75.5/1	76/1	81/0.98	77.7/0.95	2.96	66.5/0.95	79/0.94	59.75/0.93	88.25/0.99	69.5/0.93	2.83	5.79									5.79
110	(90)	90	Autumn Fuerst Scoil Rince Saoirse : Mid Atlantic Region, USA		85.5/0.97	69/0.96	70/0.97	78/0.97	87/19	2.91	68/0.97	78/0.93	70.75/0.97	83/0.94	75.75/0.99	2.88	5.79									5.7885
181	(91)	91	Nora Carty Scoil Rince Luimni : New England Region, USA		89.9/1	69.75/0.97	67.75/0.95	76/0.96	80.4/0.97	2.9	68.75/0.98	82.5/0.99	63/0.94	82/0.93	73.5/0.97	2.89	5.79									5.7855
184	(92)	92	Molly Smith Culkin : Southern Region, USA		80.6/0.95	68.9/0.96	68/0.95	77/0.97	76.7/0.94	2.86	68.5/0.97	81.75/0.97	76.5/1	87/0.98	72.5/0.97	2.93	5.78									5.7845
224	(93)	93	Lauren O'Sullivan Trinity Academy : Mid America Region, USA		90.7/4	72.5/0.99	60.5/0.92	76/0.96	76.8/0.94	2.88	69.5/0.98	82.1/0.98	65.5/0.95	85.75/0.97	70.75/0.95	2.9	5.78									5.784
139	(94)	94	Grace Tigner Possak Hampshire : Western Region, Canada		84/0.96	71/0.98	69.5/0.96	73/0.94	75.5/0.93	2.87	66.85/0.96	82.2/0.98	74.75/0.99	86.5/0.97	70.25/0.94	2.91	5.78									5.7805
227	(95)	95	Clare Myles Kennelly School : Western Region, USA		82.2/0.96	68.5/0.95	62.75/0.93	76.3/0.96	75.4/0.93	2.85	68/0.97	81.4/0.97	83/11	83.5/0.94	75.25/0.99	2.93	5.77									5.7715
191	(96)	96	Peyton Short Lenihan School : New England Region, USA		80.9/0.95	66.75/0.94	73.75/0.99	70/0.93	80.7/0.98	2.86	69/0.98	81.25/0.97	56/0.92	85.5/0.96	73.75/0.98	2.91	5.77									5.77
120	(97)	97	Rian Heacock Steel : Western Region, Canada		72/0.93	67.5/0.94	69/0.96	74/0.95	87.4/20	2.85	68.75/0.98	81/0.96	71.75/0.98	87/0.98	71.5/0.96	2.92	5.77									5.7655
131	(98)	98	Kinley Barnett Connolly Irish Dance : Western Region, USA		80.4/0.94	69/0.96	65.5/0.94	76/0.96	78.8/0.96	2.86	66.25/0.95	80/0.95	73.25/0.98	88.3/1	74/0.98	2.91	5.77									5.765
126	(99)	99	Julia Muir Yvonne Kelly Dance Academy : Eastern Region, Canada		79.9/0.94	68.25/0.95	69.75/0.97	78/0.97	79.3/0.96	2.88	66.65/0.95	81.8/0.98	63.25/0.94	85/0.96	73.5/0.97	2.88	5.76									5.7625
201	(100)	100	Kayleigh Manning Wilson-Bryson-Dennis School : Eastern Region, Canada		89.3/0.99	68.5/0.95	69.5/0.96	74/0.95	76.6/0.94	2.86	67.35/0.96	81/0.96	62.5/0.94	86.25/0.97	71.75/0.96	2.89	5.75									5.749



## Final Result for Competition 23A : Girls Under 14 - A

WMH = World Medal Holder : OS = Overseas : WQ = World Qualifier : R = Recaller : Score = Judges marks : IP = Irish Points (Grid Score) : FTC = Failed To Complete

Card	Position @ recall	Final Place	Name/School	Status	ROUND 1 : Score/IP				1st Round Total (IP)	ROUND 2 : Score/IP					2nd Round total (IP)	Total IP for Rounds 1 & 2	ROUND 3 : Score/IP					3rd Round Total (IP) *	TOTAL IP *	
					Conor Ayres	Gerard Carroll	Maeva Croke	Caroline Greene-Parfery	Peg Griffiths	Michael Donnellan	Jonathan McMorrow	Karyn Oster	Claire Usher-McMorrow	Allis O'Dowda		Maureen Hamilton-Nelson	Edward Murphy	Patricia Murphy	Michael Toal	Debbie Trainor				
127	(101)	101	Kailyn Lawler McDade-Cara : Mid Atlantic Region, USA		80.3/0.94	70.5/0.97	67/0.95	70/0.93	85.7/11	2.87	68/0.97	81/0.96	72.75/0.98	84/0.95	70/0.94	2.88	5.75							5.745
164	(102)	102	Julia Foley Scoil Rinca Saoirse : Mid Atlantic Region, USA		89.1/0.99	67/0.94	63.5/0.93	76/0.96	81.8/0.99	2.88	66.85/0.96	77/0.93	58/0.93	88.5/1	72/0.96	2.85	5.73							5.731
176	(103)	103	Olivia Sherry Lyons : Western Region, USA		70/0.92	66/0.93	69/0.96	68/0.92	81.3/0.98	2.81	70/0.99	83.4/4	71/0.97	82/0.93	71.5/0.96	2.92	5.73							5.7295
140	(104)	104	Jovie Warner Magennis Academy : Southern Region, USA		87/0.97	71.25/0.98	67.5/0.95	74/0.95	77.4/0.95	2.87	64/0.93	78.5/0.93	74.25/0.99	83.75/0.95	71.75/0.96	2.84	5.71							5.7095
197	(105)	105	Arianna Sheridan Inis Cairde : Southern Region, USA		88.5/0.99	69/0.96	66.25/0.95	83/0.99	75.1/0.92	2.89	65.65/0.94	79.5/0.94	69.5/0.97	81.5/0.93	68.5/0.93	2.81	5.7							5.703
202	(106)	106	Naomi Hutchinson Haley Prendergast : Western Region, USA		86.9/0.97	65.9/0.93	61.5/0.93	72/0.93	81.4/0.98	2.83	65.65/0.94	80.25/0.95	79/4	80.25/0.93	73.25/0.97	2.87	5.7							5.6995
103	(107)	107	Danika Gillstrom Eilish Sullivan : Mid America Region, USA		80/0.94	68/0.95	66/0.94	74/0.95	88/26	2.84	66.25/0.95	80.8/0.96	64.75/0.95	83.5/0.94	72.25/0.96	2.86	5.69							5.6945
159	(108T)	108(T)	May Wongkar Keenan Irish Dance : Western Region, USA		72.5/0.93	64.5/0.92	65.75/0.94	73/0.94	81.6/0.98	2.81	67/0.96	80.1/0.95	70/0.97	81/0.93	80.5/15.5	2.88	5.69							5.6895
237	(109T)	109(T)	Nicole Opatenik Santacroce : New England Region, USA		86.2/0.97	67.5/0.94	66/0.94	73/0.94	75.9/0.93	2.83	73/3	79.75/0.94	67/0.96	82/0.93	72/0.96	2.86	5.69							5.6895
157	(110)	110	Georgia Weller Irwin Academy : Mid America Region, USA		87.9/0.98	67/0.94	69.25/0.96	80/0.98	75.3/0.92	2.88	63.25/0.93	78/0.93	65/0.95	84.75/0.95	68/0.93	2.81	5.69							5.6875
113	(111)	111	Patricia Clagg Harper Academy : Mid Atlantic Region, USA		74/0.93	66/0.93	68/0.95	76.5/0.96	77/0.94	2.83	67.45/0.96	80/0.95	66.25/0.96	84.5/0.95	71/0.95	2.86	5.68							5.6835
187	(112T)	112(T)	Ellie Fahey Trinity Academy : Mid America Region, USA		79.7/0.94	67/0.94	60.5/0.92	77/0.97	78.4/0.95	2.83	67.25/0.96	82.25/0.99	64/0.95	83.5/0.94	70/0.94	2.85	5.68							5.678
212	(112T)	112(T)	Ayla Musslieman Bell Castilla : Western Region, Canada		88.9/0.99	66.8/0.94	67/0.95	79/0.98	78.8/0.96	2.88	66.45/0.95	75/0.92	61.5/0.94	80/0.92	69.75/0.94	2.8	5.68							5.678
203	(114)	114	Payton Hyre Connick Reid Academy : Southern Region, USA		79.4/0.93	67.1/0.94	62.25/0.93	74/0.95	76.4/0.94	2.81	65.5/0.94	82.75/1	70.5/0.97	84.5/0.95	69.25/0.93	2.86	5.67							5.673
134	(115)	115	Katherine Welch Cassin : New England Region, USA		80.7/0.95	69.75/0.97	66.5/0.95	71/0.93	77.1/0.94	2.84	65.75/0.94	78.75/0.94	73.75/0.99	84.3/0.95	69.5/0.93	2.83	5.67							5.666
118	(116)	116	Paula Daglieri The Kelly School of Irish Dance : New England Region, USA		76/0.93	71/0.98	62/0.93	75/0.95	81.5/0.98	2.86	65/0.94	81.8/0.98	59/0.93	82/0.93	69/0.93	2.8	5.66							5.661
119	(117)	117	Zoe Rasmussen Brimhall Academy : Western Region, USA		73/0.93	66.5/0.93	65/0.94	69/0.92	81.1/0.98	2.8	66.35/0.95	80.5/0.96	65.25/0.95	86.25/0.97	70.25/0.94	2.86	5.66							5.66
114	(118)	118	Katie Foley Corda Mor : Mid America Region, USA		75/0.93	67/0.94	63/0.93	70/0.93	79/0.96	2.8	66.35/0.95	80/0.95	69.75/0.97	85.25/0.96	70.25/0.94	2.86	5.66							5.658
158	(119)	119	Natasha Bell Watt : Western Region, Canada		87/0.97	66.25/0.93	70.75/0.97	74/0.95	75.8/0.93	2.85	64/0.93	76.5/0.93	62/0.94	83/0.94	70.5/0.95	2.81	5.65							5.654
117	(120)	120	Nora Spellacy Murphy Irish Arts Center : Mid America Region, USA		79/0.93	69.5/0.96	64/0.94	77/0.97	82.5/0.99	2.87	64/0.93	75/0.92	59.5/0.93	82.5/0.94	68/0.93	2.78	5.65							5.65
192	(121T)	121(T)	Theresa Dennenmann McGing : Mid America Region, USA		81.5/0.96	65.25/0.92	75.75/1	71/0.93	76.2/0.93	2.82	66.25/0.95	82.6/0.99	59.25/0.93	85/0.96	68.5/0.93	2.83	5.65							5.6495
226	(121T)	121(T)	Bridget McDonagh Meghan Torno School : Mid America Region, USA		82.3/0.96	66.1/0.93	60/0.92	67/0.92	75.7/0.93	2.78	67.25/0.96	77/0.93	68.25/0.96	84/0.95	71.75/0.96	2.87	5.65							5.6495
141	(123)	123	Aubree Krier Beglan Academy : Mid America Region, USA		80.6/0.95	65.5/0.93	62.5/0.93	72.5/0.94	76.3/0.94	2.8	63/0.92	79/0.94	62.75/0.94	84.5/0.95	73.25/0.97	2.83	5.63							5.632
175	(124)	124	Caitlyn Casserly Harney Pender Keady Academy : New England Region, USA		80.4/0.94	70/0.97	68.25/0.96	70/0.93	76.1/0.93	2.83	65/0.94	78/0.93	60/0.93	80.5/0.93	67/0.92	2.79	5.62							5.621
188	(125)	125	Sadie Nield McDonough-Grimes : New England Region, USA		82.1/0.96	65/0.92	67.25/0.95	70/0.93	83.4/2	2.84	64/0.93	75/0.92	58.5/0.93	80/0.92	67.5/0.92	2.78	5.61							5.6125



## Final Result for Competition 23A : Girls Under 14 - A

WMH = World Medal Holder : OS = Overseas : WQ = World Qualifier : R = Recaller : Score = Judges marks : IP = Irish Points (Grid Score) : FTC = Failed To Complete

Card	Position @ recall	Final Place	Name/School	Status	ROUND 1 : Score/IP					1st Round Total (IP)	ROUND 2 : Score/IP					2nd Round total (IP)	Total IP for Rounds 1 & 2	ROUND 3 : Score/IP					3rd Round Total (IP) *	TOTAL IP *
					Conor Ayres	Gerard Carroll	Maive Croke	Caroline Greene-Parfery	Peg Griffiths		Michael Donnellan	Jonathan McMorrow	Karyn Oster	Claire Usher-McMorrow	Allis O'Dowda			Maureen Hamilton-Nelson	Edward Murphy	Patricia Murphy	Michael Toal	Debbie Trainor		
232	(126)	126	Kaycee Kenyon Inishfree : Southern Region, USA		71.1/0.93	68.7/0.96	60.25/0.92	72/0.93	75.6/0.93	2.79	66.65/0.95	80/0.95	57.5/0.93	82.5/0.94	70/0.94	2.82	5.61						5.6095	
156	(127)	127	Brinley Rawcliffe Inishfree : Southern Region, USA		71/0.92	65.5/0.93	70.25/0.97	75/0.95	75.2/0.92	2.8	64.25/0.93	78.75/0.94	55/0.92	85/0.96	69/0.93	2.8	5.6						5.5985	
218	(128)	FTC	Kalie Ronzio Clann Lir Academy : New England Region, USA		80.5/0.94	67.9/0.95	74/0.99	75/0.95	77.9/0.95	2.85	0/0	0/0	0/0	0/0	0/0	0	2.85						2.846	