




North American Irish Dance Championships 2023



Results for Competition 22A : Girls Under 15 - A

Adjudicators

Round 1

Megan Hickey
Miceal Hopkins
Stephen McAteer
Cian Nolan
Lisa Waites

Round 2

Liam Ayres
Donna Crouch
Denise Elebert
Sarah Irwin-Groenewoud
Pauline Shaw

Round 3


Christine Ayres
Helan Greene
Kimberley Lancaster
Sharon O'Brien
Julie Showalter-Marshall



Final Result for Competition 22A : Girls Under 15 - A

WMH = World Medal Holder : OS = Overseas : WQ = World Qualifier : R = Recaller : Score = Judges marks : IP = Irish Points (Grid Score) : FTC = Failed To Complete


Card	Position @ recall	Final Place	Name/School	Status	ROUND 1 : Score/IP					1st Round Total (IP)	ROUND 2 : Score/IP					2nd Round total (IP)	Total IP for Rounds 1 & 2	ROUND 3 : Score/IP					3rd Round Total (IP) *	TOTAL IP *
					Megan Hickey	Misceal Hopkins	Stephen McAteer	Cian Nolan	Lisa Waites		Liam Ayres	Donna Crouch	Denise Elebert	Sarah Irwin-Greenwood	Pauline Shaw			Christine Ayres	Helan Greene	Kimberley Lancaster	Sharon O'Brien	Julie Showalter-Marshall		
175	(1)	1	Ceili Skelly Doherty Petri : USA and Ireland	OS	94/100	94/75	96/100	94/75	92.6/56	250	97/100	96/100	89/100	97/100	95/100	300	550	96/100	91/100	96.5/60	96.8/100	98/100	300	850
213	(2)	2	Lizzie Jane Shacklett McGough Academy : Mid Atlantic Region, USA	WMH	93.5/75	93/65	92/75	92.5/60	95/100	215	95/75	95/65	81.75/29	92.5/50	92/50	165	380	88.6/37.5	90/65	95/53	95/45	88/19	135.5	515.5
109	(3)	3	Abigail Schaub Short : Mid Atlantic Region, USA	WMH	92/53	95/100	86.5/50	93/65	92/50	168	92/60	93.5/53	87.25/56	89.5/30.5	90/44	153	321	90.2/50	89.4/43	98/100	92.3/11.5	97/75	168	489
250	(5)	4	Jessica Davidson Doherty Petri : USA and Ireland	OS	93.1/60	82.5/28.5	90/65	90/42	93.5/65	167	91/56	90.75/35	80.5/21.5	88/23.5	86/37	95.5	262.5	95/75	88/33	91/45	96.5/75	95.2/47	167	429.5
191	(11)	5	Nuala Dougherty Avoca Irish Dance : Western Region, USA	WQ	88/26	86.5/43	81.5/36	90.5/47	90.3/35	114	81.9/14	94/60	81.5/28	91/38.5	85/30.5	97	211	90.5/56	89.95/60	96.75/65	95.1/50	92.7/35	166	377
138	(4)	6	Chelsea O'Connor Rea O'Connor Kennedy : Western Region, USA	WQ	89.8/37	85/36.5	77/19.5	90/42	92.5/53	115.5	89.8/53	93.25/50	86.25/50	92/46	93.75/65	153	268.5	89/39	87.2/30	79/25	94.2/37	93.3/39	106	374.5
110	(7)	7	Emily Sax The Michaela Hinds Academy : Eastern Region, Canada	WQ	89.5/36	72.5/0.96	84/39	86/16	91.9/47	91	88.2/45	92.75/45	86.15/47	91.2/41	91/47	137	228	90/46	89.8/53	92/47	96.3/65	89.6/25	146	374
157	(16)	8	Orla Greene Hession : Cuige Chonnacht, Eire	OS	91/43	84.5/35	85/43	89.75/39	91/39	121	89/47	81/1	82.75/33	90/33.5	78/1	67.5	188.5	90.4/53	89.9/56	90/41	95.6/54.5	96/53	160.5	349
113	(15)	9	Ciarra McCarthy McGahan Lees : Southern Region, England	OS	87.8/24	69.5/0.92	78.5/24	83/0.99	94/75	48.99	87.5/38	95.5/75	82.6/32	81/1	94/75	145	193.99	93/65	90.5/75	82/29	95.01/47	93.2/38	150	343.99
182	(13)	10	Natalie Raff Hooley School : Mid Atlantic Region, USA	WMH	90.25/39	85/36.5	80.5/32.5	87.25/25.5	91.5/45	108	87/36	72.5/0.95	87/53	89/28	84/26.5	90.5	198.5	89.7/43	89.7/50	93/50	94.5/39	96.6/65	143	341.5
150	(14)	11	Abi Larkin Doherty Petri : USA and Ireland	OS	93/56	90.5/60	83/38	95/100	89.5/28	154	87.8/41	90.25/33	78.7/1	83.5/8	76.75/0.99	42	196	90/46	85/21	85.5/35	95.6/54.5	95.7/50	131	327
228	(6)	12	Ava Krueger Murray Academy : New England Region, USA	WQ	93.25/65	83/30.5	85.5/45	92.25/54.5	89.8/30	130	87.4/37	93/47	80.25/19.5	91.5/43	81.5/16	99.5	229.5	86.7/27	82/13	90.5/43	94.3/38	91/29	94	323.5
170	(17)	13	Andreea Mihai Casey O'Loughlin : Western Region, Canada	WQ	85/14	81/23.5	87.5/60	85/6.5	88/19.5	57	87.7/39	92/39	86/45	93/53	86.5/38	123	180	89.3/41	88.6/36	96/56	95.8/60	94/44	141	321
117	(10)	14	Anayo Tanaka Fegan Academy : Cuige Laighean, Eire	OS	88.6/30	80/19	79.5/27.5	85.5/12	89/27	73.5	89.5/50	88.5/27	87.75/65	89.7/32	93.5/60	142	215.5	87.8/32	89.6/47	74.5/20	94.1/36	91.7/31	99	314.5
254	(8)	15	Ashlyn Genevieve Siek DeNogla Academy : Mid Atlantic Region, USA	WQ	91.9/50	84/33.5	87/56	88.5/31.5	86/1.5	115	86.8/34	92.5/42	84.75/41	90.7/37	81.5/16	112	227	86.1/26	89.3/41	85/34	88.5/0.99	87.6/18	78	305
127	(12)	16	Samara Kalis Drake : Mexico	WQ	87/22.5	88/47	82/37	92/50	85/0.99	106.5	82.2/16	88.75/28	83.75/37	93.5/56	85.25/32.5	97.5	204	87.9/33	82.4/17	84.5/33	93.6/27	94/44	93	297
194	(9)	17	Charlotte O'Brien Lavin-Cassidy : Mid America Region, USA	WQ	87.9/25	89.5/53	76/13.5	89.5/37.5	89.9/31.5	94	93/65	91.25/37	83.5/35	88.5/26	93/56	128	222	82/4	87.4/31	75/21	92.4/13	96.5/60	65	287
248	(18)	18	Julia Hannon McNulty : Mid America Region, USA	WQ	85.4/15	87/45	86.75/53	81/0.97	91.4/42	102	81.3/9	91.5/38	83/34	84.7/12	83.5/24	70	172	88.5/35.5	87.6/32	86/36	93.1/20	96.3/56	103.5	275.5
169	(19)	19	Tali Mathes Michael Patrick Gallagher : Western Region, USA	WQ	85.6/16	85.5/38	72.5/0.99	88.75/33	90.75/38	87	88/43	90/32	80.5/21.5	84/9.5	84/26.5	80	167	88.6/37.5	88.4/34	80/27	93.85/31.5	93.1/37	102.5	269.5
135	(23)	20(T)	Maira Salgado Hayes Gott-Hughton Academy : Western Region, Canada	WQ	82.3/1	90/56	79/25.5	89.5/37.5	86/1.5	64.5	82.9/20	86.25/20	83.6/36	86.5/17.5	89/41	76	140.5	87.2/28	89.1/39	71.25/17	93.8/30	90/26.5	84.5	225
199	(20)	20(T)	Rory Kipp McGrath Morgan Academy : Southern Region, USA	WQ	85.8/17	78.5/13.5	78.25/23	86/16	88.2/21	54	85.9/28	89.5/31	78.5/1	90.2/35	85.5/34.5	93.5	147.5	83.4/16	82.3/16	89/39	93.3/22.5	93.6/41	77.5	225
242	(31)	22	Tatum Worth Scoil Rince Fa'inne Chladach : Eastern Region, Canada	WQ	89.1/33	76.25/1	71.5/0.98	86/16	87.1/13.5	30.5	86.9/35	82.5/3	79.5/11.5	86/16	85.75/36	62.5	93	90.6/60	81.8/11	97/75	93/19	93/36	115	207.9955
229	(22)	23	Lois Cameron Loughran : North West Region, England	OS	91.75/47	80.5/21.5	84.5/41	90.25/45	91.4/42	128	86.2/30	81.5/1	79.75/14	80/0.99	77.25/0.99	15.99	143.99	85/22	82.2/15	74/19	93.7/29	79.5/1	56	199.989
198	(24)	24	Sabrina Doherty Drake : Southern Region, USA	WQ	81.7/0.99	73/0.96	79.5/27.5	89/34.5	75/0.95	29.45	86.5/32	85/14.5	87.5/60	90.5/36	84.75/29	97	126.45	88.4/34	81.3/6	60/0.99	94.7/41	83.2/10	50	176.45
200	(25)	25	Nora Connolly Brady Academy : New England Region, USA	WQ	88.5/29	81.5/25.5	67/0.94	87/23.5	88.5/23	72	85.8/27	89/29	77.75/0.99	82.5/5.5	82/19	51.5	123.5	84/18	79.6/0.99	79.5/26	92.3/11.5	88.7/21	50.5	174



Final Result for Competition 22A : Girls Under 15 - A

WMH = World Medal Holder : OS = Overseas : WQ = World Qualifier : R = Recaller : Score = Judges marks : IP = Irish Points (Grid Score) : FTC = Failed To Complete


Card	Position @ recall	Final Place	Name/School	Status	ROUND 1 : Score/IP					1st Round Total (IP)	ROUND 2 : Score/IP					2nd Round total (IP)	Total IP for Rounds 1 & 2	ROUND 3 : Score/IP					3rd Round Total (IP) *	TOTAL IP *
					Megan Hickey	Miceal Hopkins	Stephen McAteer	Cian Nolan	Lisa Waites		Liam Ayres	Donna Crouch	Denise Elebert	Sarah Irwin-Groenewoud	Pauline Shaw			Christine Ayres	Helan Greene	Kimberley Lancaster	Sharon O'Brien	Julie Showalter-Marshall		
225	(21)	26	Elizabeth Flaherty Harney Pender Keady Academy : New England Region, USA	WQ	89.4/35	83.5/32	74/1.33	92.25/54.5	93/60	121.5	86.3/31	83/5.5	78.25/1	75.2/0.95	81.5/16	22.5	144	80/0.99	81.7/10	70/14	91.4/8	83/8.5	26.5	170.5
152	(27)	27	Shauna Rooney Flynn : Mid Atlantic Region, USA	WQ	91.5/45	71/0.94	73.5/1	88.5/31.5	88.5/23	55.5	81.4/10	92.5/42	78.9/4	80.5/0.99	92.75/53	56	111.5	85.9/25	85.8/24	57/0.99	92.9/18	86.3/16	58	169.5
202	(41)	28	Niamh McDonagh Halloran : New South Wales, Australia	R	84.4/13	75.5/0.99	77/19.5	86.5/20	87.3/16	48.5	82.4/17	78.5/0.98	82.25/30	80.2/0.99	77.75/0.99	18.98	67.48	88.5/35.5	86.5/27	65.5/7	93.85/31.5	91.3/30	88.5	155.98
252	(32)	29	Juliet Clay Inishfree : Southern Region, USA	R	80.6/0.98	86/40	86/47	81.5/0.98	79/0.97	41.96	83.9/24	85.25/16	85/43	81/1	80.5/11	51	92.96	82.6/8	89.5/45	83/30	88.2/0.99	89.3/24	62	154.959
154	(29)	30	Keira McMillan Rochester Academy : Mid Atlantic Region, USA	R	83.8/9	81/23.5	74/1.33	81.75/0.98	85.5/1	11.33	81/3.5	88/26	88/75	94/60	70/0.94	89.5	100.83	84.5/20	86.3/26	66/8	93.9/33.5	81/1	54	154.83
167	(28)	31	Addison McAvoy Blackbird Academy : Mid America Region, USA	R	88.4/28	77/3.5	75.5/9.5	86.75/22	84.25/0.99	35	84.5/26	87/23	81/26.5	94.5/65	78/1	75.5	110.5	84.2/19	88.5/35	64.5/5	88.1/0.99	86.4/17	41	151.5
112	(43)	32	Mary Kennedy Lavin-Cassidy : Mid America Region, USA	R	79.7/0.98	83/30.5	66/0.94	80.5/0.96	78/0.96	2.9	81.8/13	87.5/24	82.5/31	88.2/25	77/0.99	62	64.9	85.8/24	86/25	83.5/31	89.9/1	92.2/34	80	144.9
126	(33)	33	Aoibheann Mulgrew The Carson Academy : Cuige Uladh, Eire	R	90/38	78/11	72/0.98	86.5/20	76/0.95	31.98	81.2/7.5	93.75/56	76.25/0.97	80.7/0.99	90/44	52.49	84.48	87.3/29	80.6/1	81/28	92.7/16	85.6/13.5	57.5	141.98
235	(30)	34	Maeve Vermette Forbes : New England Region, USA	R	79.8/0.98	80/19	68.5/0.95	85.5/12	90.1/34	31.98	81/3.5	90.5/34	77.25/0.99	90/33.5	83.75/25	62	93.98	80.2/1	81.6/9	70.5/16	94.8/43	84/11	36	129.976
151	(53)	35	Finley Freeman Penk-O'Donnell : Western Region, USA	R	88.8/31	86/40	72.5/0.99	82/0.98	78/0.96	32.97	80.8/1	79/0.99	78/0.99	87/20	76.25/0.98	2.98	35.95	87.5/30.5	88.9/38	86.5/37	93.4/24	90/26.5	94	129.95
180	(38)	36	Mila Kopacz Rince Na Tiarna : Mid Atlantic Region, USA	R	88.2/27	72.5/0.96	76.5/17	83.25/0.99	85.3/1	18.98	81.7/12	87.75/25	77/0.98	85.5/15	85.5/34.5	52	70.98	82.4/7	83/19	84/32	93.9/33.5	81.5/2.5	58	128.98
215	(26)	37	Annabelle Elizabeth Chown Kanaley : New England Region, USA	R	90.75/41	69/0.92	81/34.5	87.5/27	64/0.91	62.42	80.8/1	91/36	79.75/14	95/75	78/1	51	113.41	77.5/0.98	78/0.98	55/0.98	89/1	85/12	2.96	116.37
190	(39)	38	Brigid Kelly McDade-Cara : Mid Atlantic Region, USA	R	83.6/8	80/19	80.5/32.5	88.25/30	84.5/0.99	57	81.1/5.5	80.5/0.99	75.25/0.96	92/46	80/7	13.49	70.49	80/0.99	82.7/18	55/0.98	93.55/26	92.1/33	44.99	115.49
208	(48)	39	Cambrya Hobart Fisher-McLeod : Western Region, USA	R	78.2/0.96	82.5/28.5	79/25.5	86.25/18	86.3/5	48.5	78.7/0.96	74.25/0.96	73.5/0.94	75.2/0.95	77.25/0.99	2.86	51.36	84.7/21	81.4/7	87/38	94/35	82/5.5	63	114.36
143	(34)	40	Bridget Burke Bell : Mid America Region, USA	R	89.2/34	89/50	68.5/0.95	83.5/0.99	87.4/17	51.99	79.9/0.98	77.25/0.98	83.8/38	89.5/30.5	74.5/0.97	32.46	84.45	85.3/23	87/29	54/0.98	89.2/1	68/0.98	24.98	109.43
141	(36)	41	Annabelle Baker McGrath Morgan Academy : Southern Region, USA	R	89/32	80.5/21.5	76/13.5	83.5/0.99	88.5/23	58	80.6/0.99	84/10.5	79.3/9	88.7/27	72.75/0.96	20.49	78.49	87.5/30.5	80.4/1	67/10	92.8/17	64/0.98	28	106.49
136	(40)	42	Caitlyn Flynn Inishfree : Mid Atlantic Region, USA	R	83.4/7	79/15.5	71.5/0.98	87/23.5	87/10.5	33	83.4/22	83.25/7	79.1/6	87.5/22	79.5/1.5	35	68	83.1/14	80.1/0.99	77/23	90.3/3	88.5/20	37	105
139	(46)	43	Maryn Nguyen Cashel Academy : Mid America Region, USA	R	84/11	76.5/1	78/22	86.5/20	90.5/37	53	82.7/19	81.25/1	73.1/0.93	78.5/0.98	75.75/0.97	2.95	55.95	79.5/0.99	79.9/0.99	78/24	93.2/21	92/32	45.99	101.94
145	(44)	44	Keeley Wilson Celtic Steps : Western Region, USA	R	79.3/0.97	76/0.99	76.5/17	82.5/0.98	85.5/1	2.97	76.1/0.93	89.25/30	80.8/24.5	85/13.5	82.5/20	58	60.97	82.7/9	80.2/0.99	69.5/13	92.5/14	89/23	36	96.975
174	(57)	45	Makenna Myler Bell : Mid America Region, USA	R	82.8/4	70.5/0.93	75.5/9.5	85.25/9	87.1/13.5	22.5	76.5/0.94	77/0.98	72.25/0.92	73/0.91	67/0.93	2.78	25.28	83/12.5	86.8/28	70.25/15	93.65/28	90.8/28	71	96.282
125	(35)	46	Olivia Iorio Southern Irish Dance : Southern Region, USA	R	86/18	71/0.94	79.75/29.5	81/0.97	78.5/0.96	19.93	83.8/23	84.25/12	77.5/0.99	89.2/29	85.25/32.5	64	83.93	79.6/0.99	80.5/1	61/1	90.7/5	81.7/4	5.99	89.929
168	(37)	47	Ella Darling Keane O'Brien Academy : New England Region, USA	R	80.8/0.99	81.5/25.5	80/31	89.25/36	86.1/3.5	60	80.6/0.99	84/10.5	80/16.5	82/3.5	74/0.97	14.99	74.99	80.9/2	78.3/0.98	56.5/0.99	86.8/0.98	83/8.5	3.97	78.961
237	(55)	48	Maya Kalmakoff MJP Academy : Western Region, Canada	R	83.9/10	74/0.97	76/13.5	87.25/25.5	83/0.98	24.48	80.9/1.5	71/0.95	73.5/0.94	84/9.5	63/0.92	3.38	27.87	83.3/15	81.9/12	72/18	90.1/2	88.8/22	45	72.865
156	(42)	49	Keira Kelly Lavin-Cassidy : Mid America Region, USA	R	74.3/0.94	76/0.99	75/6	84.25/1	65/0.91	2.93	75/0.93	78/0.98	84/39	88/23.5	88/39	63.48	66.41	73.5/0.98	84.7/20	64/3.5	89.3/1	77.4/0.99	5.49	71.9
226	(49)	50	Isabel Barrios Clann Lir Academy : New England Region, USA	R	86.6/20	82/27	73/0.99	80.5/0.96	89.7/29	47.99	80.4/0.99	79.5/0.99	77.75/0.99	77.7/0.97	80/7	2.97	50.96	82.3/6	79.8/0.99	69/12	93.5/25	71.5/0.99	18.99	69.953



Final Result for Competition 22A : Girls Under 15 - A

WMH = World Medal Holder : OS = Overseas : WQ = World Qualifier : R = Recaller : Score = Judges marks : IP = Irish Points (Grid Score) : FTC = Failed To Complete

Card	Position @ recall	Final Place	Name/School	Status	ROUND 1 : Score/IP					1st Round Total (IP)	ROUND 2 : Score/IP					2nd Round total (IP)	Total IP for Rounds 1 & 2	ROUND 3 : Score/IP					3rd Round Total (IP) *	TOTAL IP *	
					Megan Hickey	Miceal Hopkins	Stephen McAteer	Cian Nolan	Lisa Waites		Liam Ayres	Donna Crouch	Denise Elebert	Sarah Irwin-Greenwood	Pauline Shaw			Christine Ayres	Helan Greene	Kimberley Lancaster	Sharon O'Brien	Julie Showalter-Marshall			
223	(45)	51	Nadia Hoble Kavanagh Porter Academy: USA and Ireland	R	79.4/0.97	72.5/0.96	74.5/3.5	80.5/0.96	87.5/18	5.44	86.7/33	85.5/17	80/16.5	84.5/11	81.75/18	51.5	56.94	77/0.98	73/0.98	68/11	93.3/22.5	79/1	12.98	69.916	
144	(47)	52	Maeve Monteth Harney Pender Keady Academy : New England Region, USA	R	87/22.5	78.5/13.5	75.5/9.5	82.5/0.98	73/0.94	23.98	79.7/0.98	85.75/18	79.4/10	87/20	77.25/0.99	28.99	52.98	76.2/0.98	79.3/0.99	55/0.98	86.6/0.98	66/0.98	2.94	55.917	
247	(50)	53	Camryn Beecham Emerald Isle : Mid Atlantic Region, USA	R	82.4/1	77/3.5	73.5/1	83.75/1	81/0.97	2.99	84/25	84.5/13	79.25/7.5	77.5/0.97	83/23	43.5	46.49	79.4/0.99	80.8/1	57/0.99	86.5/0.98	68/0.98	2.96	49.4505	
227	(52)	54	Eileen Grace Roche Doherty Petri : USA and Ireland	R	78.1/0.96	75.25/0.99	71/0.98	88/28.5	88.9/26	27.96	79/0.96	83.5/8	75.75/0.97	76.2/0.96	80.5/11	9.93	37.89	83.5/17	80.3/1	61/1	90.9/6	77/0.99	7.99	45.886	
207	(65)	55	Iliana Kane DeNogla Academy : Southern Region, USA	R	84.2/12	74.5/0.98	72.5/0.99	79.75/0.96	90.4/36	13.97	80.5/0.99	66.5/0.93	74.25/0.95	79.5/0.98	79.75/4	2.92	16.89	83/12.5	80/0.99	76/22	92.6/15	78/1	28.5	45.386	
132	(58)	56	Genevieve Molnar Kavanagh Porter Academy: USA and Ireland	R	82.5/2	71/0.94	73.5/1	89/34.5	77.5/0.96	3.96	82.6/18	81.75/1	77/0.98	79/0.98	82.75/21.5	19.98	23.94	82.9/11	85.5/22	61.5/1	91.7/9	79.2/1	21	44.939	
106	(51)	57	Kimberly Botsford Carle : Mid Atlantic Region, USA	R	83/5	75/0.98	76/13.5	69/0.91	77/0.96	6.94	81.1/5.5	85/14.5	79.75/14	85/13.5	76.5/0.98	33	39.94	80.5/1	82.1/14	60.5/1	89.6/1	76.3/0.99	2.99	42.934	
124	(54)	58	Ella Zabrosky Clan Rinca : Western Region, USA	R	77/0.95	72/0.95	66/0.94	69.5/0.92	69.5/0.93	2.81	80.7/1	71.75/0.95	76/0.97	91/38.5	84.5/28	29.97	32.78	78.7/0.99	77.6/0.98	62/1	87.3/0.99	82.6/7	2.97	35.747	
206	(56)	59	Mary Claire Michalec Trinity Academy : Mid America Region, USA	R	83.2/6	72.25/0.95	72/0.98	82.75/0.99	74.5/0.94	2.92	83/21	86.5/21	78.25/1	81.5/1.5	76.75/0.99	23.5	26.42	79/0.99	81.2/5	58/0.99	92/10	70/0.98	6.98	33.395	
173	(62)	60	Rebecca Riehle The Michaela Hinds Academy : Eastern Region, Canada	R	82.1/1	77.5/7.5	68.5/0.95	85.5/12	86.6/8	16.5	80.9/1.5	67/0.93	76/0.97	75.2/0.95	76/0.98	2.89	19.39	82.1/5	79.5/0.99	60/0.99	87.8/0.99	85.6/13.5	6.98	26.375	
134	(69)	61	Jillian Ciotola The Kelly School of Irish Dance : New England Region, USA	R	80.9/0.99	77.5/7.5	72/0.98	84.5/2.5	87/10.5	10.99	79.3/0.97	77.5/0.98	75.6/0.97	75.7/0.95	71/0.95	2.89	13.87	82.8/10	85.6/23	55/0.98	88.7/1	71.2/0.99	11.98	25.854	
123	(59)	62	Sophie Meskin Lenihan School : New England Region, USA	R	67.5/0.91	84/33.5	76.5/17	77/0.94	73/0.94	18.88	78.6/0.96	83/5.5	77.25/0.99	78/0.97	67/0.93	2.92	21.8	76.4/0.98	77.8/0.98	58.5/0.99	87/0.98	81.5/2.5	2.95	24.75	
189	(60)	63	Abigail Cavanagh Connolly Irish Dance : Western Region, USA	R	78.5/0.96	74.25/0.98	79.75/29.5	84.25/1	85.8/1	2.97	82/15	86/19	77.5/0.99	79/0.98	76/0.98	16.97	19.94	78.6/0.99	79.7/0.99	56/0.98	87.4/0.99	86/15	2.96	22.905	
162	(61)	64	Olivia Branco Kristin Butke : Southern Region, USA	R	77.5/0.95	75/0.98	65/0.93	82.75/0.99	84.25/0.99	2.92	86/29	72/0.95	79/5	75/0.94	80.5/11	16.95	19.87	79.7/0.99	88.7/37	56.5/0.99	86.7/0.98	75/0.99	2.97	22.842	
108	(63)	65	Anna Getcliffe DeNogla Academy : Mid Atlantic Region, USA	R	81/0.99	77/3.5	81/34.5	76/0.94	76.5/0.96	5.44	81.5/11	78/0.98	76.5/0.98	86.5/17.5	75.75/0.97	12.96	18.4	80.3/1	80.7/1	57.5/0.99	87.2/0.98	78.2/1	2.98	21.382	
241	(64)	66	Abigail Stack Bell : Mid America Region, USA	R	79.2/0.97	79/15.5	64/0.92	79.25/0.96	74/0.94	2.87	79.9/0.98	80.75/0.99	80.25/19.5	77.2/0.97	81/13.5	15.47	18.34	73.8/0.98	80.9/2	54/0.98	86.9/0.98	65/0.98	2.94	21.281	
128	(71)	67	Maggie Conway McDade-Cara : Mid Atlantic Region, USA	R	82.6/3	74/0.97	77.5/21	85/6.5	81/0.97	10.47	80.1/0.98	74/0.96	78.5/1	79.5/0.98	72/0.95	2.93	13.4	80.8/1	78.6/0.98	65/6	87.1/0.98	82/5.5	7.48	20.887	
233	(66)	68	Polina Hannes Moriarty Lukyanova Dance Academy : Mid America Region, USA	R	71/0.93	73.5/0.97	75/6	84/1	86.1/3.5	5.47	78.8/0.96	79.25/0.99	78.75/2.5	83/7	80.25/9	10.49	15.95	79.3/0.99	81.5/8	63/2	88/0.99	73.4/0.99	3.98	19.931	
236	(68)	69	Isabella Fuentes Harper Academy : Mid Atlantic Region, USA	R	81.9/1	76.25/1	75.5/9.5	85.25/9	73/0.94	10.99	80/0.98	69.75/0.94	80.75/23	80/0.99	77/0.99	2.96	13.95	81/3	78.5/0.98	64/3.5	87.7/0.99	69/0.98	4.97	18.9185	
158	(67)	70	Jillian Hunter The McLane School : Southern Region, USA	R	76.3/0.94	78/11	72/0.98	85.75/14	72/0.93	12.93	79.5/0.97	62/0.91	73/0.93	73/0.91	62/0.91	2.75	15.68	80.4/1	79/0.99	66.5/9	87.9/0.99	71.6/0.99	2.97	18.655	
243	(73)	71	Claire Guerber Foley Academy : Southern Region, USA	R	78.25/0.96	77.5/7.5	73/0.99	81.25/0.97	87/10.5	9.47	78.9/0.96	76.75/0.97	76.75/0.98	76/0.96	74/0.97	2.9	12.37	78.8/0.99	81.1/4	60/0.99	91.1/7	76.2/0.99	5.99	18.3515	
205	(72)	72	Ashlyn Casale Bell : Mid America Region, USA	R	81.4/0.99	77.5/7.5	68.5/0.95	77/0.94	87.25/15	9.44	80.4/0.99	69.5/0.94	79.5/11.5	76.5/0.96	76/0.98	2.93	12.37	75/0.98	81/3	54/0.98	90.5/4	62/0.98	4.96	17.331	
232	(70)	73	Lucia Miniutti DeNogla Academy : Mid Atlantic Region, USA	R	78.9/0.97	73.25/0.96	72.5/0.99	85.25/9	88/19.5	10.96	79.4/0.97	71.25/0.95	76.25/0.97	76.2/0.96	74.75/0.97	2.9	13.85	77.7/0.98	78.2/0.98	59/0.99	88.4/0.99	76/0.99	2.97	16.8205	
142	(74)	74	Isabella Martinez Glencastle Irish Dancers : Mid America Region, USA		70/0.92	79.5/17	75/6	78.5/0.95	75.5/0.95	7.9	80.1/0.98	75/0.97	74.1/0.95	73.2/0.92	73.75/0.96	2.88	10.78							10.777	
111	(75)	75	Robin Deans Lyons : Western Region, USA		76.5/0.95	69/0.92	67/0.94	68.5/0.91	81/0.97	2.8	80.2/0.99	80.25/0.99	81/26.5	82.5/5.5	61/0.91	7.48	10.28								10.283



Final Result for Competition 22A : Girls Under 15 - A

WMH = World Medal Holder : OS = Overseas : WQ = World Qualifier : R = Recaller : Score = Judges marks : IP = Irish Points (Grid Score) : FTC = Failed To Complete


Card	Position @ recall	Final Place	Name/School	Status	ROUND 1 : Score/IP					1st Round Total (IP)	ROUND 2 : Score/IP					2nd Round total (IP)	Total IP for Rounds 1 & 2	ROUND 3 : Score/IP					3rd Round Total (IP) *	TOTAL IP *
					Megan Hickey	Misceal Hopkins	Stephen McAteer	Cian Nolan	Lisa Waites		Liam Ayres	Donna Crouch	Denise Elebert	Sarah Irwin-Greenwood	Pauline Shaw			Christine Ayres	Hélan Greene	Kimberley Lancaster	Sharon O'Brien	Julie Showalter-Marshall		
221	(76)	76	Ava Sheerin Cross Keys : Mid America Region, USA		77.9/0.96	76.5/1	71/0.98	83.75/1	70/0.93	2.93	80.3/0.99	77.75/0.98	79.25/7.5	81.2/1	79.75/4	5.99	8.91							8.913
179	(77)	77	Braelyn Brandt Marie Moore : Mid Atlantic Region, USA		77.7/0.95	77/3.5	66/0.94	81.25/0.97	88.6/25	5.43	80.1/0.98	82/1	75.75/0.97	80.7/0.99	82.75/21.5	2.98	8.4							8.404
120	(78)	78	Madeleine Driscoll Forbes : New England Region, USA		81.8/1	75.5/0.99	74.5/3.5	79/0.96	81.5/0.98	2.96	80.7/1	86.75/22	74.6/0.95	81.5/1.5	76.5/0.98	3.48	6.44							6.4385
244	(79)	79	Sophia Ott Teelin School : Southern Region, USA		79.6/0.97	75.25/0.99	73.5/1	81/0.97	89.9/31.5	2.96	77.8/0.95	82.75/4	74.75/0.96	78.5/0.98	79.5/1.5	3.44	6.39							6.3915
161	(80)	80	Juliana Gillmeister Kavanagh Porter Academy: USA and Ireland		81.5/0.99	76.5/1	74/1.33	84.5/2.5	83.1/0.98	3.32	68/0.91	71/0.95	76.5/0.98	74/0.93	70/0.94	2.82	6.14							6.14
130	(81)	81	Kayla Jensen Beglan Academy : Mid America Region, USA		81.1/0.99	71.5/0.94	71.5/0.98	88/28.5	84/0.99	2.96	80.8/1	78.75/0.98	80.8/24.5	78.2/0.98	68.25/0.93	2.96	5.92							5.9155
183	(82)	82	Elena Manopella Donny Golden : Mid Atlantic Region, USA		80.4/0.98	75/0.98	69/0.96	83.75/1	86.5/6.5	2.96	80.2/0.99	77.5/0.98	71.75/0.91	87/20	77/0.99	2.95	5.91							5.9115
165	(83)	83	Katherine Simcox Richens/Timm : Mid America Region, USA		78.3/0.96	76.5/1	66/0.94	81.5/0.98	87/10.5	2.93	79.8/0.98	76/0.97	73.5/0.94	81/1	80/7	2.94	5.88							5.8775
140	(84)	84	Zara Fallon Kelly Academy : Southern Region, USA		81.2/0.99	76/0.99	70.5/0.97	80.5/0.96	83.5/0.99	2.95	76.4/0.94	82.25/2	77.8/0.99	80/0.99	70.25/0.95	2.93	5.87							5.8745
181	(85)	85	Brooklyn Bray Murray Academy : New England Region, USA		77.8/0.96	73.5/0.97	71/0.98	81.5/0.98	74.5/0.94	2.9	79.2/0.97	80/0.99	76.25/0.97	74.5/0.93	81/13.5	2.93	5.83							5.828
105	(86)	86	Carrie Grimm MacConmara : Mid America Region, USA		75/0.94	70.5/0.93	69.5/0.96	62/0.91	80/0.97	2.83	80.3/0.99	79.75/0.99	78.75/2.5	81.2/1	74.25/0.97	2.98	5.81							5.808
253	(87)	87	Ashley Filburn Celtic Academy : Mid America Region, USA		69.3/0.92	71.25/0.94	69.5/0.96	84/1	81/0.97	2.87	79.8/0.98	67/0.93	77.5/0.99	76.7/0.96	79.75/4	2.93	5.8							5.804
149	(88)	88	Camryn Angel Hughes-Farrelly : Mid America Region, USA		82/1	75.5/0.99	66/0.94	78.25/0.95	80.5/0.97	2.91	78.9/0.96	76.75/0.97	76.7/0.98	74.7/0.93	72.5/0.96	2.89	5.8							5.8035
155	(89)	89	Elizabeth Galvin Clann Lir Academy : New England Region, USA		80.7/0.99	70.5/0.93	68.5/0.95	74.5/0.93	86.5/6.5	2.87	80/0.98	74/0.96	71.25/0.91	80/0.99	85/30.5	2.93	5.8							5.7995
172	(90)	90	Catherine Finnerty O'Riada Manning : Mid America Region, USA		79.9/0.98	74.5/0.98	72.5/0.99	82/0.98	90/33	2.95	81.2/7.5	73/0.96	73.25/0.93	71.7/0.91	73/0.96	2.85	5.8							5.7955
101	(91)	91	Katie Scuces Kavanagh Porter Academy: USA and Ireland		78/0.96	73/0.96	67/0.94	79.5/0.96	76/0.95	2.87	73.7/0.92	83.75/9	75.5/0.97	77.2/0.97	77.75/0.99	2.93	5.8							5.795
184	(92)	92	Kara Campbell Mattierin : Western Region, Canada		86.4/19	75.5/0.99	67.5/0.95	78.25/0.95	77.2/0.96	2.9	73/0.92	65/0.92	77.25/0.99	77/0.97	79/1	2.88	5.77							5.7745
164	(93T)	93(T)	Francesca Resuta Tir Na Nog of PA : Mid Atlantic Region, USA		80.2/0.98	75/0.98	63/0.92	76.75/0.94	79.5/0.97	2.89	78.8/0.96	75/0.97	74.75/0.96	76/0.96	76/0.98	2.88	5.77							5.772
102	(94T)	94(T)	Caitlin Hurrie Murray Academy : New England Region, USA		80/0.98	72/0.95	68/0.95	67/0.91	79/0.97	2.86	79.5/0.97	72.75/0.96	75.6/0.97	78.2/0.98	74.5/0.97	2.91	5.77							5.772
186	(95)	95	Teagan Lanemann Clarkson : Mid America Region, USA		75.2/0.94	71.5/0.94	69.5/0.96	76.25/0.94	83.5/0.99	2.84	79.6/0.97	70.5/0.95	75.25/0.96	78/0.97	76/0.98	2.91	5.75							5.753
177	(96)	96	Amelie Dyke Wick : Western Region, USA		78.7/0.97	72/0.95	64.5/0.93	84.75/4.5	83.5/0.99	2.9	71/0.91	71.5/0.95	75.5/0.97	80.5/0.99	68/0.93	2.85	5.75							5.748
185	(97)	97	Alexandra Klotz DeNogla Academy : Mid Atlantic Region, USA		86.8/21	73/0.96	70.5/0.97	77.25/0.95	82/0.98	2.91	77/0.94	74.5/0.96	74.25/0.95	75.5/0.95	70/0.94	2.84	5.75							5.747
251	(98T)	98(T)	Mary Piper Blajsczak The Academy : Mid America and Western Australia		77.2/0.95	74/0.97	70/0.97	83.5/0.99	67/0.92	2.89	79.7/0.98	70.75/0.95	73.4/0.93	74.5/0.93	76/0.98	2.85	5.74							5.7445
204	(99T)	99(T)	Kaydence Coldwell Blakey O'Brien : Western Region, Canada		70.5/0.93	76/0.99	66.5/0.94	80/0.96	85/0.99	2.89	78.2/0.95	73.5/0.96	75/0.96	74.5/0.93	69/0.94	2.85	5.74							5.7445
240	(100)	100	Andra Doneit Anam Cara : New England Region, USA		78.4/0.96	72.25/0.95	61/0.91	82.25/0.98	85.4/1	2.9	79.1/0.97	67.25/0.93	74.75/0.96	75.7/0.95	62/0.91	2.84	5.74							5.736



Final Result for Competition 22A : Girls Under 15 - A

WMH = World Medal Holder : OS = Overseas : WQ = World Qualifier : R = Recaller : Score = Judges marks : IP = Irish Points (Grid Score) : FTC = Failed To Complete

Card	Position @ recall	Final Place	Name/School	Status	ROUND 1 : Score/IP					1st Round Total (IP)	ROUND 2 : Score/IP					2nd Round total (IP)	Total IP for Rounds 1 & 2	ROUND 3 : Score/IP					3rd Round Total (IP) *	TOTAL IP *
					Megan Hickey	Miceal Hopkins	Stephen McAteer	Cian Nolan	Lisa Waites		Liam Ayres	Donna Crouch	Denise Elebert	Sarah Irwin-Greenwood	Pauline Shaw			Christine Ayres	Helan Greene	Kimberley Lancaster	Sharon O'Brien	Julie Showalter-Marshall		
122	(101)	101	Niamh Bryowsky Clarkson : Mid America Region, USA		80.5/0.98	69/0.92	72.5/0.99	74.5/0.93	75/0.95	2.86	79.3/0.97	76/0.97	73.6/0.94	82/3.5	66/0.92	2.88	5.73							5.7325
147	(102)	102	Clare Kennedy Trinity Academy : Mid America Region, USA		79.1/0.97	73.5/0.97	64/0.92	74/0.93	82.3/0.98	2.86	77.3/0.94	74.75/0.96	76.9/0.98	75/0.94	72.25/0.96	2.87	5.73							5.7265
217	(103)	103	Teagan Zuraw Beglan Academy : Mid America Region, USA		68.7/0.92	71.25/0.94	62/0.91	79/0.96	71/0.93	2.79	77.7/0.95	76.25/0.97	76.75/0.98	79/0.98	78.75/1	2.93	5.72							5.7175
148	(104)	104	Ella Mais Goggin-Carroll : Eastern Region, Canada		80.3/0.98	70.5/0.93	69.5/0.96	77.5/0.95	79/0.97	2.88	78.1/0.95	81/1	73.7/0.94	73/0.91	70.25/0.95	2.84	5.71							5.7135
146	(105)	105	Addison Pearce Heritage Irish Dance Company : Mid Atlantic Region, USA		76/0.94	73/0.96	63/0.92	67.5/0.91	77.2/0.96	2.82	75.5/0.93	80/0.99	75.3/0.96	78.7/0.98	70.75/0.95	2.89	5.71							5.71
216	(106)	106	Aunika Hill Brady Academy : Western Region, Canada		67.7/0.91	73/0.96	70/0.97	76.25/0.94	83/0.98	2.87	76.6/0.94	73/0.96	74/0.94	75/0.94	73.25/0.96	2.84	5.71							5.707
249	(107)	107	Taylor Lewis Possak Hampshire : Western Region, Canada		76.7/0.95	73/0.96	69/0.96	80.75/0.97	83/0.98	2.89	75.1/0.93	65/0.92	72.3/0.92	76.7/0.96	70/0.94	2.8	5.68							5.682
193	(108)	108	Eleanor Smith Kavanagh Porter Academy: USA and Ireland		80.1/0.98	72/0.95	67/0.94	82.25/0.98	72/0.93	2.87	73.2/0.92	75.5/0.97	72.75/0.93	74.7/0.93	71/0.95	2.81	5.68							5.6815
137	(109)	109	Ayden Kennedy Mulcahy Academy : New England Region, USA		79.5/0.97	73.5/0.97	64.5/0.93	76.5/0.94	74/0.94	2.85	79.6/0.97	69.25/0.94	75.25/0.96	74/0.93	64/0.92	2.83	5.68							5.677
201	(110)	110	Tierna Eeles Doherty Petri : USA and Ireland		78.6/0.96	72.25/0.95	65.5/0.93	76/0.94	76/0.95	2.84	73.3/0.92	76.5/0.97	74.5/0.95	75.5/0.95	67.75/0.93	2.83	5.67							5.67
114	(111)	111	Delaney Grace Buttignol Bell : Mid America Region, USA		74/0.93	67/0.91	65/0.93	78/0.95	67/0.92	2.78	77.6/0.95	78.25/0.98	80.1/18	76.5/0.96	62/0.91	2.89	5.67							5.669
220	(112)	112(T)	Catherine Ritchie Hughes-Farrelly : Mid America Region, USA		68.3/0.92	70/0.93	69.75/0.97	77.5/0.95	73/0.94	2.81	77.5/0.95	70.25/0.94	72.25/0.92	78/0.97	74.25/0.97	2.86	5.67							5.667
187	(113)	113(T)	Josephine Walker Walsh Kelley : Southern Region, USA		76.9/0.95	71.25/0.94	71/0.98	74.75/0.93	82/0.98	2.86	76.8/0.94	67.5/0.93	72.5/0.92	74.7/0.93	69/0.94	2.81	5.67							5.667
197	(114)	114	Claire Williams Boyle : Southern Region, USA		73.8/0.93	72.5/0.96	70.5/0.97	84.75/4.5	76/0.95	2.88	76.2/0.94	63.5/0.92	73.25/0.93	72/0.91	62.5/0.91	2.76	5.64							5.639
211	(115)	115	Mimi Mish Flanagan Heritage : Western Region, USA		76.8/0.95	74.5/0.98	63/0.92	75/0.93	76.7/0.96	2.83	75.6/0.93	67.75/0.93	73/0.93	76.7/0.96	69/0.94	2.81	5.64							5.6385
163	(116)	116	Sally Capizzi DeNogla Academy : Mid Atlantic Region, USA		81.6/0.99	71.5/0.94	64.5/0.93	77.75/0.95	83.2/0.99	2.88	65.6/0.91	70/0.94	72.5/0.92	72/0.91	67/0.93	2.76	5.64							5.638
192	(117)	117	Erin Simpson Ardan Academy : Mid America Region, USA		74.8/0.94	69/0.92	68.5/0.95	79.25/0.96	75/0.95	2.84	69.6/0.91	68.5/0.94	73.75/0.94	75.7/0.95	63/0.92	2.79	5.63							5.632
115	(118)	118	Alexandra Zaboukos Tara : Western Region, USA		74.5/0.94	70/0.93	65/0.93	65.5/0.91	65/0.91	2.76	78.2/0.95	68/0.94	75/0.96	75.7/0.95	72.75/0.96	2.87	5.63							5.629
119	(119)	119	Addison Zent Trinity Academy : Mid America Region, USA		69.9/0.92	74/0.97	69.75/0.97	63.5/0.91	70/0.93	2.81	74.6/0.93	61/0.91	74.3/0.95	76.2/0.96	67.5/0.93	2.81	5.62							5.62
166	(120)	120	Addison Schweitzgebel The Academy : Mid America and Western Australia		79/0.97	69.5/0.92	69/0.96	78.75/0.95	80.5/0.97	2.88	70.5/0.91	61/0.91	72/0.91	71/0.91	74/0.97	2.73	5.61							5.614
121	(121)	121	Claire Murphy Iris Cairde : Southern Region, USA		69/0.92	68.5/0.91	71/0.98	64.75/0.91	74/0.94	2.77	77.1/0.94	73.75/0.96	73.75/0.94	73/0.91	72/0.95	2.84	5.61							5.6085
224	(122)	122	Kayleigh Parsons Costello Irish Dance : Eastern Region, Canada		68.1/0.91	74.5/0.98	66.5/0.94	73.25/0.92	69/0.92	2.79	77.9/0.95	68.75/0.94	74.5/0.95	73.5/0.92	67.75/0.93	2.82	5.61							5.6055
188	(123)	123	Abigail Perry Erickson Academy : Mid America Region, USA		77.1/0.95	74.5/0.98	64/0.92	70.5/0.92	64.5/0.91	2.79	68.6/0.91	65.5/0.93	74.5/0.95	75/0.94	72/0.95	2.82	5.6							5.6035
153	(124)	124	Miley Doell Brady Academy : Western Region, Canada		78.8/0.97	70/0.93	69/0.96	73/0.92	67/0.92	2.81	79/0.96	66/0.93	70.5/0.91	77/0.97	60/0.91	2.8	5.6							5.6025
160	(125)	125	Claire Letavec Dwyer : Mid America Region, USA		77.3/0.95	72.5/0.96	67.5/0.95	75.75/0.93	66/0.91	2.83	66/0.91	69/0.94	74/0.94	71/0.91	63/0.92	2.76	5.6							5.596



Final Result for Competition 22A : Girls Under 15 - A

WMH = World Medal Holder : OS = Overseas : WQ = World Qualifier : R = Recaller : Score = Judges marks : IP = Irish Points (Grid Score) : FTC = Failed To Complete

Card	Position @ recall	Final Place	Name/School	Status	ROUND 1 : Score/IP					1st Round Total (IP)	ROUND 2 : Score/IP					2nd Round total (IP)	Total IP for Rounds 1 & 2	ROUND 3 : Score/IP					3rd Round Total (IP) *	TOTAL IP *
					Megan Hickey	Miceal Hopkins	Stephen McAteer	Cian Nolan	Lisa Waites		Liam Ayres	Donna Crouch	Denise Elebert	Sarah Irwin-Groenewoud	Pauline Shaw			Christine Ayres	Hélan Greene	Kimberley Lancaster	Sharon O'Brien	Julie Showalter-Marshall		
196	(126)	126	Juliana Uccello An Clar : Mid Atlantic Region, USA		66/0.91	71.5/0.94	60/0.91	83.25/0.99	69/0.92	2.77	79.7/0.98	65.5/0.93	73.75/0.94	76/0.96	64/0.92	2.82	5.6							5.5955
116	(127)	127	Kate Weiss Meghan Torno School : Mid America Region, USA		68.5/0.92	68.5/0.91	64/0.92	63/0.91	67.5/0.92	2.75	78.2/0.95	69.5/0.94	74.6/0.95	77.2/0.97	69/0.94	2.85	5.59							5.5945
219	(128)	128	Neeva Travis Tara : Western Region, USA		73.2/0.93	73.25/0.96	73/0.99	75.75/0.93	65/0.91	2.83	70/0.91	65.75/0.93	72.75/0.93	75.5/0.95	62.25/0.91	2.77	5.59							5.5935
255	(129)	129	Lily Drazen Clark Academy : Mid America Region, USA		67.75/0.91	70/0.93	67/0.94	82/0.98	73/0.94	2.81	77.9/0.95	62/0.91	77/0.98	73.5/0.92	62.75/0.92	2.79	5.59							5.591
218	(130)	130	Kylie Kong McBride WUSR : Western Region, USA		73.5/0.93	74/0.97	66.5/0.94	71.5/0.92	76/0.95	2.82	74.2/0.93	60/0.91	74/0.94	71/0.91	64/0.92	2.75	5.58							5.575
118	(131)	131	Mika Li-Moncel Costello Irish Dance : Eastern Region, Canada		75.5/0.94	69.5/0.92	72/0.98	72.5/0.92	68.5/0.92	2.78	72.6/0.92	59/0.91	78/0.99	75/0.94	68.75/0.94	2.79	5.57							5.574
212	(132T)	132(T)	Hadassah Dusan Inishfree : Southern Region, USA		69.7/0.92	70.25/0.93	61/0.91	73.5/0.92	73.5/0.94	2.77	78.7/0.96	61.5/0.91	72.5/0.92	74.7/0.93	70/0.94	2.8	5.57							5.573
222	(132T)	132(T)	Mairead Gero O'Dwyer : New England Region, USA		72/0.93	69/0.92	64.5/0.93	71/0.92	72/0.93	2.77	74.4/0.93	72.25/0.95	71.75/0.91	73.7/0.92	76/0.98	2.8	5.57							5.573
171	(134)	134	Sophia Amundson Corda Mor : Mid America Region, USA		75.8/0.94	70/0.93	63.5/0.92	70/0.92	66/0.91	2.76	77.4/0.95	79/0.99	71.75/0.91	71.5/0.91	72/0.95	2.81	5.57							5.5675
178	(135T)	135(T)	Adah English McGing : Mid America Region, USA		69.5/0.92	71.5/0.94	65.5/0.93	80.75/0.97	71/0.93	2.8	70/0.91	64/0.92	72.75/0.93	74/0.93	63/0.92	2.76	5.57							5.5665
210	(136T)	136(T)	Sara Jacobsen The Academy : Mid America and Western Australia		73.7/0.93	71.25/0.94	67/0.94	76.5/0.94	82.4/0.98	2.82	72.8/0.92	62.5/0.91	72/0.91	74.2/0.93	61/0.91	2.74	5.57							5.5665
245	(137)	137	Emma Turner McTeggart : Mid America Region, USA		70.1/0.92	69.5/0.92	61.5/0.91	79.75/0.96	77/0.96	2.8	72.4/0.92	64.75/0.92	72.3/0.92	73.7/0.92	71/0.95	2.76	5.57							5.5655
246	(138)	138	Greta Grossman Cashel Academy : Mid America Region, USA		67.3/0.91	78/11	59/0.91	77.25/0.95	73.2/0.94	2.79	75.4/0.93	63/0.91	72.3/0.92	72/0.91	73.75/0.96	2.76	5.56							5.557
238	(139)	139	Maddy Lehman Trinity Academy : Mid America Region, USA		70.7/0.93	68.25/0.91	70.5/0.97	75.5/0.93	67/0.92	2.77	75.2/0.93	64/0.92	72/0.91	75/0.94	66.75/0.93	2.78	5.55							5.55
234	(140)	140	Brennan Strauss Leneghan : Mid America Region, USA		67.9/0.91	70.25/0.93	65.5/0.93	81.75/0.98	70.5/0.93	2.79	73.6/0.92	60.5/0.91	73/0.93	74.2/0.93	60/0.91	2.76	5.55							5.5455
103	(141)	141	Aika Takagi Cass-Barrington : Southern Region, USA		73/0.93	68/0.91	64/0.92	64/0.91	68/0.92	2.75	76.3/0.94	63.75/0.92	73.5/0.94	73.5/0.92	69/0.94	2.79	5.54							5.54
133	(142)	142	Aubrey Clendenin Greene Academy : Western Region, USA		68/0.91	68/0.91	62/0.91	75/0.93	66/0.91	2.74	70.9/0.91	75.25/0.97	74.6/0.95	73.2/0.92	66/0.92	2.8	5.53							5.5345
214	(143)	143	Sara-Eve Medeiros Short : Eastern Region, Canada		75.7/0.94	68.5/0.91	59.5/0.91	72/0.92	68/0.92	2.75	74/0.92	63.75/0.92	71.5/0.91	75/0.94	70.75/0.95	2.78	5.53							5.533
203	(144)	144	Nora Peirce O'Shea-Chaplin : New England Region, USA		66.5/0.91	60/0.91	64.5/0.93	74.25/0.93	63/0.91	2.74	77.2/0.94	64.5/0.92	72.25/0.92	73.7/0.92	65/0.92	2.77	5.5							5.503
176	(145)	145	Katherine Halbrook Shelley : Western Region, USA		67/0.91	69.5/0.92	60/0.91	75.75/0.93	64/0.91	2.73	73.5/0.92	63/0.91	71.5/0.91	77.5/0.97	62/0.91	2.75	5.48							5.4805