




North American Irish Dance Championships 2023



Results for Competition 20B : Girls Under 17 - B

Adjudicators

Round 1


**Conor Ayres
Maeve Croke
Donna Crouch
Megan Hickey
Pauline Shaw**

Round 2

**Maire Dixon
Caroline Greene-Parfery
Kimberley Lancaster
Attracta Quinn
Brian Sexton**

Round 3


**Christine Ayres
Liam Ayres
Helan Greene
Stephen McAteer
Sharon O'Brien**



Final Result for Competition 20B : Girls Under 17 - B

WMH = World Medal Holder : OS = Overseas : WQ = World Qualifier : R = Recaller : Score = Judges marks : IP = Irish Points (Grid Score) : FTC = Failed To Complete


Card	Position @ recall	Final Place	Name/School	Status	ROUND 1 : Score/IP					1st Round Total (IP)	ROUND 2 : Score/IP					2nd Round total (IP)	Total IP for Rounds 1 & 2	ROUND 3 : Score/IP					3rd Round Total (IP) *	TOTAL IP *
					Conor Ayres	Maeve Croke	Donna Crouch	Megan Hickey	Pauline Shaw		Maire Dixon	Caroline Greene-Parfery	Kimberley Lancaster	Attracta Quinn	Brian Sexton			Christine Ayres	Liam Ayres	Helan Greene	Stephen McAteer	Sharon O'Brien		
165	(2)	1	Ellie-Kate McCarthy McGahan Lees : Southern Region, England	OS	93.9/45	90.5/60	97/100	94/75	95/100	235	99.8/75	95/75	86/32.5	85/33	83/0.92	140.5	375.5	96/100	86.1/50	89.8/65	89/75	97.8/100	240	615.5
228	(1)	2	Emma Martin Doherty Petri : USA and Ireland	OS	96/100	91/65	96/75	93/53	93/75	215	99.7/62.5	94.5/62.5	88.5/40	87/56	92.5/65	181	396	91/50	87.9/65	88.6/53	88/65	96.8/60	178	574
263	(8)	3	Ciara Naughton Harney Pender Keady Academy : New England Region, USA	WMH	95.9/75	81/24	94.5/60	93.25/56	81/23.5	140	94/35	92.75/37	85.5/31	85.6/38.5	88.9/9	103	243	93/75	91/100	90.4/100	90/100	97.5/75	275	518
239	(3)	4	Fiona Marino Murray Academy : New England Region, USA	WQ	95.8/65	92/75	95/65	94.5/100	89/56	205	99.6/54.5	93.75/54.5	75/0.97	88.8/75	89.8/29	138	343	90.7/47	86/47	84.1/11	85/47	97/65	141	484
199	(4)	5	Ella Catchpole Michael Patrick Gallagher : Western Region, USA	WQ	92.6/36	86/39	93.5/53	92.25/43	90/60	135	99.5/50	96/100	91/65	85.9/45	85.7/0.96	160	295	91.2/53	87.1/56	87.6/36	87/56	94.5/41	150	445
195	(5)	6	Isabelle Breslin Baffa Academy : Southern Region, USA	WQ	95.5/60	89.5/53	91.75/43	93.75/65	83/34.5	156	98/39	93/38.5	90/53	86/47	89.9/32	124.5	280.5	92.9/65	87.4/60	88.7/56	71.5/1	94.4/39	155	435.5
186	(6)	7	Emma Magnolia Jose Doherty Petri : USA and Ireland	WQ	95/53	87/41	93/50	91/37	83.75/39.33	130.33	99.9/100	94.5/62.5	83.5/20.5	82/2.5	92/60	143	273.33	86/15.5	82.7/25.5	86.9/32	83/35.5	93.2/29	86.5	359.83
121	(13)	8	Annika Ramsay Scoil Rince Fa'inne Chladach : Eastern Region, Canada	WQ	94.5/50	81/24	94/56	88/17	85/50	124	88.6/13.5	92.3/31	75/0.97	81.8/1	90.2/38	45.5	169.5	92.5/60	85.9/45	89.6/60	82.5/33	96.7/56	161	330.5
240	(7)	9	Meghan Boze Tir Na Greine : Southern Region, USA	WQ	92.4/34	87.5/43	90.75/38	93.5/60	83.75/39.33	120.33	99.4/45	93.6/50	88.75/43	85.1/34	91/50	138	258.33	86.5/20	85.5/38	83/1	87.25/60	91.4/4	62	320.33
156	(11)	10	Sammie Clegg Wilson-Bryson-Dennis School : Eastern Region, Canada	WQ	92/29	88/45	91.5/41	92.5/45	88/53	131	87.8/5.5	93.4/45	90.75/60	81.4/0.99	89.82/30	80.5	211.5	88.8/41	82.6/23.5	88/39	79/26	91.8/7	88.5	300
176	(9)	11	Annabel Maria McDonald Clann Lir Academy : New England Region, USA	WQ	93.8/43	84.25/37	90.5/37	90.25/34	82/29	108	99.6/54.5	91.5/21	80.5/2	86.5/53	93/75	128.5	236.5	87.4/29	82.9/28.5	83.6/6	79.5/27	89/0.98	61.5	298
161	(10)	12	Tara Malone DeNogla Academy : Mid Atlantic Region, USA	WQ	91.8/25.5	90/56	92/45	91.5/39	90.5/65	140	75/0.9	93.5/47	89/45	89/100	84/0.94	92.94	232.94	86.3/18	81.2/1	88.3/45	74.5/10.5	93.1/27	55.5	288.44
105	(23)	13	Fiona Batton Harney Pender Keady Academy : New England Region, USA	WQ	92.7/37	79/5	87/26	90/33	82.75/32.5	91.5	87.8/5.5	90.4/11	83/16.5	79/0.96	89.35/18	33	124.5	92/56	88/75	88.5/50	85.75/50	96/50	156	280.5
221	(17)	14	Katherine Lawler Clark Academy : Mid America Region, USA	WQ	93.5/41	80.25/17.5	87.75/29	88.8/23	84.5/46	93	91.1/28	91.2/17	89.5/48.5	81.4/0.99	77.7/0.88	45.99	138.99	87/24	85/36	89.9/75	86.5/53	94/37	126	264.99
106	(19)	15	Brynn Curtis Glencastle Irish Dancers : Mid America Region, USA	WQ	88/0.97	83/34	83/11.5	89/24	80.5/20.5	56	90/23	91.6/22	89.5/48.5	84.9/32	86.1/0.96	77	133	88/36	85.8/41	88.4/47	82/32	95.5/47	124	257
141	(16)	16	Eva Halporn Inishfree : New England Region, USA	WQ	90.8/10	93/100	80.5/1	86.8/11	83/34.5	55.5	84.3/0.99	93/38.5	84/24	87.5/60	90.25/39	101.5	157	87.3/27.5	85.85/43	82.3/0.99	83.5/37	93.7/35	99.5	256.5
123	(21)	17	Nora Fodero Doherty Petri : USA and Ireland	WQ	94/47	80.5/19.5	82/6.5	92/41	82.5/30.5	91	84/0.98	92/28.5	80/1	83.4/19	89.45/21	41	132	88.2/39	85.7/39	88.2/43	84.5/43	92/9	121	253
276	(14)	18	Julia Willsey Mattierin : Western Region, Canada	WQ	95.4/56	81.75/30.5	90.25/36	92.8/50	83.75/39.33	125.33	77.6/0.93	91.9/25.5	84.25/26	82.9/14	88.65/2	41.5	166.83	85.7/13	84.5/35	87/33	84.25/41	88.8/0.98	81	247.83
185	(12)	19	Anya Voehl Harney Pender Keady Academy : New England Region, USA	WQ	89.9/1	78.25/1	86/23	82.7/0.99	81.75/28	25	87.5/4	93.1/41	92/75	88.5/65	94/100	181	206	85/11	83.4/32	82.5/0.99	67.5/0.98	92.9/24.5	36.49	242.49
162	(24)	20	Mattea Battenfield Doherty Petri : USA and Ireland	WQ	91.3/17	82.5/33	89.5/34	89.8/31	83.25/36.5	98	85/0.99	92.5/33.5	76/0.98	84/24	82/0.91	25.97	123.97	87.5/30	82.7/25.5	88.1/41	72/1	96.2/53	96.5	220.47
205	(20)	21	Morgan Gerke Bellator Academy : Mid America Region, USA	WQ	91.1/14	76/0.98	88.5/31	89.4/27	83.25/36.5	72	91/27	92.5/33.5	83.5/20.5	82.3/7	89.2/13	60.5	132.5	87.85/33	82.9/28.5	84.9/19	74/8.5	94.2/38	80.5	213
206	(25)	22	Margaret Oik Lavin-Cassidy : Mid America Region, USA	WQ	91.5/19.5	80.75/21.5	87.5/27.5	87.8/16	72.75/0.96	57	84/0.98	90/4	82/9	86.2/50	90.8/47	60	117	87.7/31	87/53	85.1/21	77.5/23	93.3/30	84	201
122	(22)	23	Molly Aubertine Forbes : New England Region, USA	R	90.5/6.5	77/0.99	89/33	90.75/36	76/0.99	40.49	99.4/45	90.6/12.5	86.25/34	85.7/41	89.25/15	90	130.49	87.9/34	82.1/11.5	82.6/1	84.75/45	92.5/16.5	62	192.49
264	(15)	24	Clare Mary Doherty Doherty Petri : USA and Ireland	R	92.8/38	79.25/7.5	88.75/32	92.75/47	81.25/25.5	95.5	99.7/62.5	91/15.5	83.25/18.5	84.4/28	87.1/0.97	62	157.5	86.4/19	82/9.5	83.2/2	73/4	95.2/45	32.5	190
137	(36)	25	Hannah Phillips Scarff Locklier Leonelli : Southern Region, USA	R	88.6/0.98	72.5/0.96	80/1	88.6/22	80/18	19.98	99.4/45	77/0.93	74/0.97	84.3/27	89.92/33	60.97	80.94	87.95/35	85.2/37	87.3/35	80/28	92.4/14.5	98	178.94



Final Result for Competition 20B : Girls Under 17 - B

WMH = World Medal Holder : OS = Overseas : WQ = World Qualifier : R = Recaller : Score = Judges marks : IP = Irish Points (Grid Score) : FTC = Failed To Complete


Card	Position @ recall	Final Place	Name/School	Status	ROUND 1 : Score/IP					1st Round Total (IP)	ROUND 2 : Score/IP					2nd Round total (IP)	Total IP for Rounds 1 & 2	ROUND 3 : Score/IP					3rd Round Total (IP) *	TOTAL IP *
					Conor Ayres	Maeve Croke	Donna Crouch	Megan Hickey	Pauline Shaw		Maire Dixon	Caroline Greene-Parfery	Kimberley Lancaster	Attracta Quinn	Brian Sexton			Christine Ayres	Liam Ayres	Helan Greene	Stephen McAteer	Sharon O'Brien		
125	(37)	26	Regan Morrall Kelly Academy : Southern Region, USA	R	91.9/27.5	83.5/35	75/0.97	87/12	76/0.99	40.49	77.4/0.92	92.6/35	74.25/0.97	81.2/0.99	90.15/37	36.96	77.45	88.1/37.5	83.7/34	87.8/37	80.5/29	92.8/22	100	177.45
181	(40)	27	Michaela Gergurich O'Connor Kennedy : Western Region, USA	R	92.3/32.5	80/15	85/20	87.6/15	82.75/32.5	67.5	82/0.97	85/0.97	69/0.93	80.6/0.98	87.5/0.98	2.92	70.42	89/43	82.5/21.5	87.1/34	82.75/34	93.8/36	104	174.42
219	(32)	28	Cate MacLaughlin The Academy : Mid America and Western Australia	R	91.9/27.5	74/0.97	86.5/24	89.9/32	79/13.5	65	90/23	86/0.98	84.5/27	82.1/4	88.1/0.99	27.99	92.99	85.4/12	82.5/21.5	84.8/18	81/30	92.85/23	62.5	155.49
177	(35)	29	Savannah Steele The Academy : Mid America and Western Australia	R	92.2/31	75.25/0.97	92.5/47	82.8/1	81.5/27	59	88.2/11	87/0.98	83/16.5	83/15	88/0.99	26.99	85.99	86.1/17	83/30	84.4/14	81.25/31	92.65/20	67	152.99
142	(38)	30	Addison Sullivan McDade-Cara : Mid Atlantic Region, USA	R	90.9/11.5	84.5/38	91/39	87.4/14	80.25/19	71	93.1/34	90/4	77.5/0.99	81.5/1	88.15/0.99	5.99	76.99	88.1/37.5	82/9.5	86/29	76.75/20	92.9/24.5	73.5	150.49
116	(33)	31	Kyleigh Ryan Pilkington Mulvihill-Lynch : Mid Atlantic Region, USA	R	92.5/35	78/1	76/0.98	89.6/29	81/23.5	53.5	99/41	92.7/36	74/0.97	81.7/1	86.15/0.96	37.97	91.46	87.8/32	82.4/19.5	83.7/7	64.25/0.98	93.4/31	57.5	148.96
104	(28)	32	Lauren Anderson Beglan Academy : Mid America Region, USA	R	90/1	88.5/47	81/2.5	80/0.97	70/0.94	4.47	82/0.97	93.75/54.5	94/100	85.8/43	84.8/0.95	98.47	102.94	84.3/7	81.7/3.5	84.5/15	84/39	92.7/21	43	145.94
209	(29)	33	Molly McKenna Watters : Southern Region, USA	R	91.7/23.5	81/24	85.5/21	88.4/20.5	84.5/46	68.5	87/1.25	89.3/0.99	88/38	84.5/29	82.2/0.91	31.24	99.74	83.2/3	82.3/17.5	87.9/38	78/24.5	91.3/2.5	45	144.74
111	(18)	34	Colleen Mallon Gray School : New England Region, USA	R	91/13	84/36	88/30	83.4/1	79/13.5	56.5	92.3/32	92.4/32	90.5/56	83.3/18	84.8/0.95	82	138.5	79.6/0.97	81.7/3.5	77.9/0.97	58/0.96	88/0.97	2.92	141.42
236	(34)	35	Naia Gibbons Watt : Western Region, Canada	R	91.4/18	80.5/19.5	86.75/25	91.25/38	76.5/0.99	62.5	82.3/0.97	90.2/9	82.75/15	85.2/35	86.2/0.96	24.97	87.47	85.9/14	83.5/33	82.8/1	83/35.5	91/1	48	135.47
220	(43)	36	Rosalie Boisselle Sue Fay Healy : Eastern Region, Canada	R	92.1/30	79.75/12	74.75/0.97	89.7/30	78/7.5	49.5	89.8/18.5	76/0.92	70.25/0.93	78.5/0.96	88.8/6.5	8.39	57.89	90/45	82.25/16	85.2/22.5	73.5/6	93.5/33	71.5	129.39
187	(30)	37	Sophie Salvo Halloran : New South Wales, Australia	R	90.4/5	77.25/0.99	84/15.5	86.4/9	81.25/25.5	29.5	90/23	91/15.5	82.5/13.5	84.8/31	90.5/43	69.5	99	86.6/21	81.5/1	86.5/31	72.5/1.5	91.3/2.5	25	124
269	(39)	38	Melayna Prindle The Academy : Mid America and Western Australia	R	89.9/1	79.75/12	85.75/22	86.6/10	79.75/17	39	89.9/20	92/28.5	81.25/4	82.7/12	83.9/0.93	36	75	87.2/26	81.6/2	84.3/13	72/1	95/43	41	116
257	(26)	39	Lauren Demchuk The Michaela Hinds Academy : Eastern Region, Canada	R	92.3/32.5	81.5/28.5	83/11.5	89.2/26	84/43	87	93/33	91.75/24	75.5/0.98	78.75/0.96	82.9/0.92	25.94	112.94	82.5/1	79/0.98	79.6/0.98	71/1	93/26	2.97	115.91
138	(31)	40	Keleigh Kurtz Triggle Academy : Southern Region, USA	R	90.5/6.5	81.5/28.5	90/35	88.2/18	78/7.5	54	88/9	91.7/23	84.75/28	82.5/9.5	88.72/4	41.5	95.5	79.5/0.97	82.3/17.5	78.2/0.97	78/24.5	91.1/1	19.47	114.97
274	(42)	41	Morgan Flanagan Short : Eastern Region, Canada	R	93.1/39	79/5	84/15.5	89.5/28	69/0.94	48.5	96/37	83/0.96	74/0.97	80.9/0.99	88.85/8	9.95	58.45	86.7/22	83.3/31	84.2/12	77/21.5	92.3/13	56.5	114.95
248	(27)	42	Emma Gates Richens/Timm : Mid America Region, USA	R	90.2/3	80.75/21.5	82.5/8.5	78.9/0.96	80.75/22	33	83.4/0.98	93.2/43	87.5/37	85.4/37	84.9/0.95	74.98	107.98	79.9/0.98	80.9/0.99	83.4/4	72.5/1.5	89.5/0.99	3.48	111.46
212	(69)	43	Elise Coutts Steel : Western Region, Canada	R	90.3/4	79/5	80.75/1	84.2/3	74.75/0.97	8	81/0.96	81/0.95	76.5/0.98	76/0.94	88.8/6.5	2.9	10.9	87.1/25	82.6/23.5	85.3/24	77/21.5	93.15/28	72.5	83.4
173	(49)	44	Kaitlin Gareau Burke Connolly Academy : Southern Region, USA	R	89/0.99	78.75/2.5	83.5/13	81.4/0.99	77/1.33	4.82	89/15.5	92/28.5	79/0.99	77.5/0.95	90/35	44.99	49.81	82.7/1	81.8/5.5	85.6/27	69.75/0.99	92.6/19	25.5	75.31
204	(47)	45	Scarlett Roberts Whelan Academy : Western Region, USA	R	91.6/21.5	81.75/30.5	82.5/8.5	88.25/19	76.75/1	49	83/0.98	88.3/0.99	72.25/0.95	82.2/5.5	82.7/0.92	2.92	51.92	84.4/8	82.2/14	86.3/30	63/0.97	90.6/0.99	22.99	74.91
259	(46)	46	Maeve Stofko Leneghan : Mid America Region, USA	R	91.6/21.5	81.25/26.5	79.5/0.99	89.1/25	65.75/0.92	47.49	79.2/0.94	90/4	76.5/0.98	84.1/25	88.7/3	7.98	55.48	86/15.5	81.3/1	81.2/0.99	76.25/18	89.2/0.99	17.49	72.96
277	(41)	47	Pia Sallee Keenan Irish Dance : Western Region, USA	R	91.5/19.5	77.25/0.99	81/2.5	87.2/13	71.75/0.96	16.49	84/0.98	92/28.5	86.75/35	83.2/17	86.1/0.96	46.48	62.97	79.7/0.98	79.1/0.98	77.7/0.97	65/0.98	87.9/0.97	2.93	65.9
172	(51)	48	Colleen Bartel Murray Academy : New England Region, USA	R	91.2/15.5	79.25/7.5	74/0.97	84.6/5	77.5/3	15.5	88/9	89.5/1	84/24	83.5/20	80.5/0.9	30	45.5	80.8/0.99	82.1/11.5	79.9/0.98	73.5/6	92.4/14.5	18.49	63.99
234	(52)	49	Antonia Leonardo O'Kennedy Holland Irish Dance Academy : Mid America Region, USA	R	89.4/0.99	74.5/0.97	78.5/0.99	80.1/0.97	75.75/0.98	2.95	95/36	90/4	69/0.93	80.7/0.98	91.1/53	40.98	43.93	77/0.97	75/0.97	85.5/26	76/16.5	89/0.98	18.45	62.38
238	(44)	50	Colleen Williams Scoil Rince Luimni : New England Region, USA	R	86.7/0.97	77.5/0.99	68.5/0.93	84.4/4	76/0.99	2.95	89.2/17	88/0.99	87/36	70/0.9	90.7/45	53.99	56.94	80.2/0.99	79.9/0.98	81/0.99	74/8.5	90.5/0.99	2.97	59.91



Final Result for Competition 20B : Girls Under 17 - B

WMH = World Medal Holder : OS = Overseas : WQ = World Qualifier : R = Recaller : Score = Judges marks : IP = Irish Points (Grid Score) : FTC = Failed To Complete


Card	Position @ recall	Final Place	Name/School	Status	Conor Ayres	Maeve Croke	Donna Crouch	Megan Hickey	Pauline Shaw	1st Round Total (IP)	Maire Dixon	Caroline Greene-Parfery	Kimberley Lancaster	Attracta Quinn	Brian Sexton	2nd Round total (IP)	Total IP for Rounds 1 & 2	Christine Ayres	Liam Ayres	Helan Greene	Stephen McAteer	Sharon O'Brien	3rd Round Total (IP) *	TOTAL IP *
					ROUND 1 : Score/IP					ROUND 2 : Score/IP					ROUND 3 : Score/IP									
252	(45)	51	Kaitlin Margaret Coffey McNulty : Mid America Region, USA	R	91.7/23.5	80/15	82/6.5	80.9/0.98	78.75/11	32.5	77.8/0.93	87/0.98	83.75/22	79.75/0.97	90.1/36	23.95	56.45	81.3/0.99	81.1/0.99	79/0.98	74.5/10.5	91.2/1	2.99	59.43
188	(82)	52	Skye Nugent Santacroe : New England Region, USA	R	79.3/0.91	74.25/0.97	75.5/0.97	90.5/35	75.5/0.98	2.92	86.4/1	91.25/18	66/0.91	80.2/0.97	83.5/0.93	2.9	5.82	87.3/27.5	82.8/27	85.4/25	68/0.99	87.8/0.97	52.99	58.8
109	(48)	53	Emma Buscemi Inishfree : Southern Region, USA	R	82/0.94	82/32	73/0.96	83/1	75/0.98	2.93	97/38	90.6/12.5	82/9	84.2/26	88.45/1	47.5	50.43	84.2/6	80.7/0.99	84/10	71.5/1	89.3/0.99	7.99	58.42
268	(50)	54	Hannah McCabe Connolly Irish Dance : Western Region, USA	R	90.9/11.5	78.75/2.5	84.25/17	83.8/1	65.25/0.92	15	86.2/0.99	90.2/9	82/9	82.8/13	89.95/34	31	46	84/5	81.1/0.99	80.2/0.99	74.75/12	89.6/0.99	6.98	52.98
148	(59)	55	Audrey Long Clark Academy : Mid America Region, USA	R	87.5/0.97	74.5/0.97	68.5/0.93	79.5/0.97	78/7.5	2.91	90/23	86/0.98	78.25/0.99	83.8/23	87.15/0.97	24.97	27.87	80.6/0.99	81.9/7.5	84.7/17	76/16.5	88.9/0.98	24.99	52.86
197	(76)	56	Caollinn Margaret Brennan Cashel Academy : Mid America Region, USA	R	89.6/0.99	78/1	75.75/0.98	81.7/0.99	77/1.33	2.98	77.4/0.92	91.3/19.5	74/0.97	80.9/0.99	87.4/0.98	2.93	5.91	83.3/4	82.4/19.5	85/20	64/0.98	92.55/18	41.5	47.41
139	(68)	57	Ella Sater Dowds Irish Dance Academy : Mid America Region, USA	R	90.1/1.5	63/0.9	78/0.99	82.4/0.99	72/0.96	2.94	87.9/7	74/0.91	85/29.5	76.25/0.94	81.2/0.9	8.86	11.79	82.8/2	82.2/14	85.7/28	76.5/19	87.2/0.97	35	46.79
258	(58)	58	Emma Comer Celtic Academy : Mid America Region, USA	R	82.6/0.95	62.5/0.9	65.75/0.91	74.9/0.92	64.25/0.91	2.74	75.3/0.9	76/0.92	83.25/18.5	82.4/8	89.4/19.5	27.42	30.17	79.8/0.98	81/0.99	77.8/0.97	75.5/14.5	92.2/11.5	13.47	43.64
143	(54)	59	Maeve Hickey Finnegan : Eastern Region, Canada	R	85.6/0.96	73.5/0.96	77.5/0.98	77.4/0.94	79/13.5	2.91	91.3/29.5	90.2/9	73.25/0.96	80.6/0.98	89.55/24	33.98	36.89	82.3/1	79.5/0.98	84.6/16	70.25/0.99	90.9/1	2.99	39.88
265	(53)	60	Erin Joyce Corda Mor : Mid America Region, USA	R	87.9/0.97	78.25/1	74.25/0.97	79.25/0.96	75/0.98	2.92	88/9	90.75/14	74/0.97	82.6/11	89.75/28	34	36.92	80.4/0.99	76.8/0.97	78.3/0.97	70/0.99	92.5/16.5	2.95	39.87
133	(55)	61	Chelsea Armstrong Brady Academy : Western Region, Canada	R	86/0.96	79.75/12	77/0.98	81.3/0.98	80.5/20.5	13.97	88.6/13.5	88.6/0.99	81.75/6	83.7/22	83.2/0.93	20.49	34.46	81.4/0.99	80.5/0.99	78.7/0.98	64.5/0.98	92.1/10	2.96	37.41
242	(56)	62	Lila Jones Triggles Academy : Southern Region, USA	R	91.2/15.5	78.5/1	83.75/14	88.4/20.5	67.25/0.93	30.5	82/0.97	89.4/1	81.5/5	77.25/0.95	88.4/1	2.96	33.46	79.5/0.97	78.5/0.97	79.7/0.98	75/13	90/0.99	2.94	36.4
160	(60)	63	Katy Baldwin Legacy Irish Dance Academy : Southern Region, USA	R	90/7.9	67.5/0.92	84.5/18	79.3/0.96	78/7.5	17.46	90/23	80/0.95	73.5/0.96	82.2/5.5	85.6/0.95	7.42	24.88	84.7/10	80/0.99	83.9/9	68/0.99	90.4/0.99	10.98	35.86
131	(57)	64	Kayla Amick O'Kennedy Holland Irish Dance Academy : Mid America Region, USA	R	88.5/0.98	89/50	71/0.95	83.2/1	73/0.96	2.94	77.3/0.92	91.9/25.5	72.75/0.96	81.9/1	89.65/26	27.46	30.39	81.6/0.99	81.4/1	81.7/0.99	69.5/0.99	92.2/11.5	2.99	33.38
211	(61)	65	Elizabeth Sanchez Onórach Mulhern Geraghty : USA & Ireland	R	89.8/1	73.25/0.96	76.75/0.98	79.7/0.97	75/0.98	2.93	83/0.98	84/0.97	72/0.95	83.1/16	91.3/56	17.94	20.87	80.7/0.99	81/0.99	83.5/5	73.5/6	93.5/33	11.99	32.86
216	(71)	66	Grace Mulholland McDade-Cara : Mid Atlantic Region, USA	R	89.7/0.99	75/0.97	84.75/19	83.6/1	77.75/4.5	6.49	77.3/0.92	86/0.98	70.5/0.94	81.1/0.99	83.8/0.93	2.84	9.34	80.1/0.98	82.2/14	83.1/1	63/0.97	93.5/33	15.98	25.32
266	(73)	67	Eileen O'Connor Blakey O'Brien : Western Region, Canada	R	88.2/0.98	76.25/0.98	80/1	79.75/0.97	75.75/0.98	2.94	83/0.98	90/4	86/32.5	81.6/1	86.3/0.96	5.97	8.92	86.8/23	81.9/7.5	82.7/1	66/0.98	91.5/5	13.5	22.41
241	(62)	68	Elizabeth Ann Panfile Heritage Irish Dance Company : Mid Atlantic Region, USA	R	83.4/0.95	81.25/26.5	68.25/0.93	84.8/6	75/0.98	7.93	80/0.95	74/0.91	82/9	79.25/0.96	90.3/41	10.91	18.84	79/0.97	80.2/0.99	79.8/0.98	83.75/38	90.3/0.99	2.96	21.8
149	(63)	69	Kenzie Bennett Harney Pender Keady Academy : New England Region, USA	R	87/0.97	79.5/9.5	78.5/0.99	84/2	79.5/16	12.49	87.3/3	89.5/1	71.75/0.95	68.5/0.89	89.22/14	4.94	17.43	84.5/9	80.8/0.99	80.5/0.99	70.5/0.99	90.8/1	2.98	20.41
260	(64)	70	Madison Holmberg Heavey Quinn : New England Region, USA	R	89.2/0.99	69.75/0.94	69.75/0.94	81.9/0.99	60/0.88	2.86	80.2/0.96	86/0.98	76.75/0.98	83.6/21	89.1/12	13.96	16.82	80/0.98	80.6/0.99	80/0.98	68.5/0.99	88.5/0.98	2.95	19.78
247	(65)	71	Eleanor Esterle McClanahan : Mid America Region, USA	R	88.3/0.98	70.25/0.94	77.25/0.98	79.6/0.97	63.75/0.9	2.89	76.5/0.91	86.5/0.98	82.25/12	82.5/9.5	82.4/0.91	11.39	14.28	81/0.99	76.5/0.97	78.1/0.97	67/0.98	90.7/1	2.94	17.22
120	(66)	72	Thalia Blaskovich Watt : Western Region, Canada	R	83/0.95	80/15	70/0.94	81/0.98	73/0.96	2.89	87/1.25	91.3/19.5	82/9	80.2/0.97	88.25/1	11.24	14.14	81.9/1	81.8/5.5	82.9/1	62.5/0.97	86.5/0.97	2.96	17.1
167	(79)	73	Lyssee Fitzgerald Brady Campbell : Mid America Region, USA	R	88.9/0.99	60.75/0.89	74.5/0.97	78.4/0.95	75.25/0.98	2.9	81/0.96	90/4	78/0.99	81.5/1	86/0.96	2.95	5.85	80/0.98	81.3/1	83.8/6	75.5/14.5	88.5/0.98	9.98	15.83
214	(67)	74	Niamh Baker McGonagle School of Irish Dance : New England Region, USA	R	91.8/25.5	77/0.99	79/0.99	86/8	75.75/0.98	9.98	82.3/0.97	89.4/1	82.5/13.5	78/0.95	86.6/0.97	2.94	12.91	73/0.96	74.5/0.96	70/0.96	68/0.99	85/0.96	2.89	15.81
275	(70)	75	Fiona Bunnell DeNogla Academy : Mid Atlantic Region, USA	R	85.4/0.96	77.75/0.99	78/0.99	85.4/7	77.75/4.5	6.48	81.1/0.96	86/0.98	80/1	77/0.95	87.7/0.98	2.92	9.4	79.4/0.97	79.2/0.98	78.5/0.97	63.5/0.97	87.5/0.97	2.92	12.32



Final Result for Competition 20B : Girls Under 17 - B

WMH = World Medal Holder : OS = Overseas : WQ = World Qualifier : R = Recaller : Score = Judges marks : IP = Irish Points (Grid Score) : FTC = Failed To Complete


Card	Position @ recall	Final Place	Name/School	Status	ROUND 1 : Score/IP					1st Round Total (IP)	ROUND 2 : Score/IP					2nd Round total (IP)	Total IP for Rounds 1 & 2	ROUND 3 : Score/IP					3rd Round Total (IP) *	TOTAL IP *
					Conor Ayres	Maeve Croke	Donna Crouch	Megan Hickey	Pauline Shaw		Maire Dixon	Caroline Greene-Parfery	Kimberley Lancaster	Attracta Quinn	Brian Sexton			Christine Ayres	Liam Ayres	Helan Greene	Stephen McAteer	Sharon O'Brien		
147	(72)	76	Ashley Bellavia Rince Na Tiarna : Mid Atlantic Region, USA	R	86/0.96	75.5/0.98	79.5/0.99	80.9/0.98	76/0.99	2.95	78/0.93	90/4	80.25/1	85.6/38.5	87.82/0.99	5.99	8.93	79.6/0.97	78.8/0.97	79.4/0.98	61/0.97	88.3/0.98	2.92	11.86
262	(75)	77	Catherine Schrammel Donny Golden : Mid Atlantic Region, USA	R	90.1/1.5	79.5/9.5	80.5/1	81.5/0.99	69.75/0.94	3.49	89.8/18.5	83/0.96	70/0.93	76.25/0.94	87.3/0.97	2.88	6.37	79.2/0.97	79.4/0.98	79.2/0.98	72.75/3	91.7/6	4.96	11.32
174	(74)	78	Mary Slawson Clan Rince : Southern Region, USA	R	90.6/8	77.25/0.99	69.75/0.94	78.5/0.96	77/1.33	3.28	90.6/26	88/0.99	81/3	79/0.96	87/0.97	4.96	8.24	78.9/0.97	74.9/0.97	78.6/0.97	60/0.97	86/0.97	2.9	11.13
215	(77)	79	Kaitlyn Roney Dennehy Mayer : Mid America Region, USA	R	88.7/0.98	72/0.95	82.75/10	81.8/0.99	73.75/0.97	2.94	79.2/0.94	88.4/0.99	77.5/0.99	85.3/36	81.7/0.91	2.92	5.86	79.7/0.98	79.8/0.98	83.3/3	66.5/0.98	88.6/0.98	2.94	8.8
217	(78)	80	Catherine Kelly Coyle : Mid Atlantic Region, USA	R	88.8/0.98	71/0.95	81.75/5	81.3/0.98	76.75/1	2.96	88.4/12	84/0.97	77.75/0.99	74.5/0.93	81.9/0.91	2.89	5.85	79.7/0.98	79.7/0.98	80.1/0.99	61.5/0.97	89.9/0.99	2.94	8.79
151	(80)	81(T)	Caitlin McClaine Mulcahy Academy : New England Region, USA	R	81.5/0.94	76.5/0.98	73.5/0.96	80.6/0.98	78.5/10	2.92	86.7/1	89.75/1	71.5/0.94	80.7/0.98	83.75/0.93	2.92	5.85	79.9/0.98	78.6/0.97	78.4/0.97	69/0.99	87.7/0.97	2.93	8.77
273	(81)	81(T)	Caitlin Collins Trinity Academy : Mid America Region, USA	R	82.1/0.94	75.25/0.97	76.25/0.98	80.3/0.98	76.75/1	2.93	82.3/0.97	80.5/0.95	75.75/0.98	74.25/0.93	87.9/0.99	2.9	5.83	79.3/0.97	75.8/0.97	80.8/0.99	67.75/0.98	91.9/8	2.94	8.77
190	(85)	83	Isla McKibbin Realta : Cuige Uladh, Eire	R	69.8/0.88	76.25/0.98	79.75/1	78.2/0.95	70.25/0.95	2.88	80.2/0.96	86.5/0.98	68/0.92	80.1/0.97	89.5/22.5	2.91	5.79	82.4/1	79.6/0.98	85.2/22.5	67/0.98	87.6/0.97	2.96	8.75
117	(83)	84	Taylor Mezzacca DeNogla Academy : Mid Atlantic Region, USA	R	85/0.96	70.5/0.94	79/0.99	82.5/0.99	69/0.94	2.9	84/0.98	79/0.94	77/0.99	74.75/0.93	87.35/0.98	2.9	5.79	82/1	75.2/0.97	80.4/0.99	62.75/0.97	88.4/0.98	2.93	8.73
170	(86)	85	Jenna Holt McClanahan : Mid America Region, USA	R	85.5/0.96	72.75/0.96	76.5/0.98	80.2/0.97	74.5/0.97	2.91	89/15.5	81/0.95	72/0.95	78.5/0.96	85.5/0.95	2.86	5.77	80.5/0.99	78.9/0.98	78.8/0.98	61.5/0.97	89.1/0.98	2.94	8.71
245	(84)	86	Karis L White Bracken : Western Region, USA	R	89.3/0.99	74.25/0.97	77.75/0.99	70.1/0.9	73.75/0.97	2.92	92/31	86/0.98	71/0.94	77.75/0.95	83.1/0.92	2.87	5.79	74/0.97	75.3/0.97	78/0.97	62/0.97	87/0.97	2.9	8.69
110	(88)	87(T)	Niamh Salazar Tamora School : Western Region, USA		81/0.93	70/0.94	65/0.91	79/0.96	66.5/0.92	2.79	86/0.99	89.2/0.99	84/24	80.4/0.98	87.65/0.98	2.97	5.76							5.76
198	(89)	87(T)	Gracie Solomon McFadden Academy : New England Region, USA		84.6/0.96	78.5/1	78.75/0.99	81.1/0.98	73.5/0.97	2.94	75.2/0.9	76/0.92	72.5/0.95	76.75/0.95	88.3/1	2.82	5.76							5.76
272	(87)	87(T)	Ashley Lorenz Rankin Holland : Mid America Region, USA		86.2/0.97	62.25/0.9	74.75/0.97	78.25/0.95	67.25/0.93	2.84	91.3/29.5	82/0.96	74/0.97	73.75/0.93	88.2/0.99	2.92	5.76							5.76
146	(90)	90(T)	Abigail Marsh Short : Eastern Region, Canada		80.5/0.92	69.75/0.94	74/0.97	73.2/0.91	70/0.94	2.81	73/0.89	85/0.97	79.25/1	82/2.5	87.45/0.98	2.94	5.75							5.75
213	(91)	90(T)	Sarah Richardson Celtic Steps : Mid America Region, USA		89.8/1	73.75/0.96	72.25/0.95	79.4/0.97	73/0.96	2.89	87/1.25	80/0.95	79/0.99	72.5/0.92	81.8/0.91	2.86	5.75							5.75
154	(92)	92(T)	Yura Yamamoto Richens/Timm : Mid America Region, USA		80.2/0.92	71.75/0.95	72.5/0.96	78.7/0.96	82.5/30.5	2.86	85.3/0.99	79/0.94	75/0.97	77.5/0.95	85.8/0.96	2.88	5.74							5.74
183	(94)	92(T)	Catherine Acheson MJP Academy : Western Region, Canada		80.7/0.93	70.25/0.94	70.75/0.94	73.4/0.91	70.75/0.95	2.81	85/0.99	87.5/0.99	73/0.96	71/0.91	87.5/0.98	2.92	5.74							5.74
189	(93)	92(T)	Alyse Murphy Burke : Mid America Region, USA		88.8/0.98	77.5/0.99	73/0.96	77.3/0.94	71.25/0.95	2.9	82/0.97	79.5/0.94	70/0.93	81/0.99	81.5/0.9	2.84	5.74							5.74
222	(97)	95(T)	Hannah Walsh Griffith Academy : New England Region, USA		81.4/0.94	67.75/0.93	61.75/0.89	79.8/0.97	73.75/0.97	2.83	86/0.99	78/0.93	88.5/40	79.5/0.96	79.1/0.89	2.89	5.72							5.72
244	(95)	95(T)	Riley Shivas An Clar : Mid Atlantic Region, USA		84.2/0.96	71.5/0.95	72/0.95	81.2/0.98	61.75/0.89	2.86	87/1.25	75/0.92	73.5/0.96	81/0.99	78.1/0.88	2.87	5.72							5.72
279	(96)	95(T)	Ava Harman Clan na hÉireann : Mid Atlantic Region, USA		87.9/0.97	71.75/0.95	75/0.97	77.25/0.94	66.25/0.92	2.86	72/0.88	78.5/0.94	71.75/0.95	80.3/0.97	87.75/0.98	2.86	5.72							5.72
233	(98)	98	Maya Murphy Hooley School : Mid Atlantic Region, USA		87.7/0.97	67.25/0.92	73.5/0.96	76.8/0.94	71/0.95	2.85	86.2/0.99	79/0.94	69.5/0.93	72.75/0.92	88.6/1	2.86	5.71							5.71
210	(99)	99	Morgan Liebttag Richens/Timm : Mid America Region, USA		78/0.9	69/0.93	65.5/0.91	77.7/0.95	70/0.94	2.79	84.9/0.99	87.5/0.99	85/29.5	75.25/0.94	79.3/0.89	2.91	5.7							5.7
132	(101)	100(T)	Emma Lake The Academy : Mid America and Western Australia		82.5/0.95	70/0.94	65.5/0.91	80.4/0.98	72.5/0.96	2.85	76.8/0.91	83/0.96	71/0.94	76/0.94	88.35/1	2.84	5.69							5.69



Final Result for Competition 20B : Girls Under 17 - B

WMH = World Medal Holder : OS = Overseas : WQ = World Qualifier : R = Recaller : Score = Judges marks : IP = Irish Points (Grid Score) : FTC = Failed To Complete


Card	Position @ recall	Final Place	Name/School	Status	ROUND 1 : Score/IP					1st Round Total (IP)	ROUND 2 : Score/IP					2nd Round total (IP)	Total IP for Rounds 1 & 2	ROUND 3 : Score/IP					3rd Round Total (IP) *	TOTAL IP *
					Conor Ayres	Maeve Croke	Donna Crouch	Megan Hickey	Pauline Shaw		Maire Dixon	Caroline Greene-Parfery	Kimberley Lancaster	Attracta Quinn	Brian Sexton			Christine Ayres	Liam Ayres	Helan Greene	Stephen McAteer	Sharon O'Brien		
135	(102)	100(T)	Grace Ireland Krueger Murray Academy : New England Region, USA		83.5/0.95	76/0.98	70.5/0.94	78/0.95	69/0.94	2.84	76.8/0.91	84/0.97	76.25/0.98	79.25/0.96	82.1/0.91	2.84	5.69							5.69
153	(100)	100(T)	Raegan Walesa McNamara McCarthy : Mid America Region, USA		86.5/0.97	71.25/0.95	77.5/0.98	79.2/0.96	75.75/0.98	2.91	75/0.9	81/0.95	65/0.9	73.25/0.92	87.55/0.98	2.78	5.69							5.69
126	(103)	103	Sarah Paoleschi Tir Na Greine : Southern Region, USA		79.9/0.92	72/0.95	68/0.93	74/0.92	79/13.5	2.8	76.2/0.91	85/0.97	75.25/0.98	75/0.93	89.85/31	2.88	5.68							5.68
192	(106)	104(T)	Jocelyn Struebel Rince Na Tiarna : Mid Atlantic Region, USA		80.4/0.92	64.75/0.91	66/0.91	73.3/0.91	73.75/0.97	2.75	78.1/0.94	87/0.98	78.5/0.99	84.7/30	78.5/0.89	2.91	5.66							5.66
193	(107)	104(T)	Riley Montague Goulding : New England Region, USA		81.9/0.94	76.75/0.99	74/0.97	77.8/0.95	64/0.91	2.85	72/0.88	86/0.98	70/0.93	81.3/0.99	80.7/0.9	2.81	5.66							5.66
224	(104)	104(T)	Katelyn Frey Short : Eastern Region, Canada		80.8/0.93	69.5/0.94	69.5/0.94	78.6/0.96	74.75/0.97	2.83	82.3/0.97	81/0.95	66.5/0.91	80.8/0.98	80.1/0.9	2.84	5.66							5.66
226	(105)	104(T)	Olivia Bansley Blackbird Academy : Mid America Region, USA		89.5/0.99	69.25/0.93	72.25/0.95	77.9/0.95	70.25/0.95	2.85	79.9/0.95	70/0.89	72/0.95	81.2/0.99	82.3/0.91	2.81	5.66							5.66
166	(108T)	108(T)	Madeline Erickson Hughes-Farrelly : Mid America Region, USA		82.7/0.95	72.25/0.96	71.5/0.95	77.6/0.94	72/0.96	2.85	80.1/0.95	78/0.93	67/0.91	77/0.95	79/0.89	2.79	5.65							5.65
231	(108T)	108(T)	Julia Lacasse Lenihan School : New England Region, USA		89.8/1	62/0.89	74.5/0.97	74.3/0.92	64.75/0.91	2.8	84.3/0.99	73/0.91	71.5/0.94	75.5/0.94	86.8/0.97	2.85	5.65							5.65
200	(110)	110	Katelynn Houle Murray Academy : New England Region, USA		80.8/0.93	65.25/0.91	87.5/27.5	81.6/0.99	70/0.94	2.86	82/0.97	72/0.9	77/0.99	71.25/0.91	79.7/0.89	2.78	5.64							5.64
203	(112)	111(T)	Lorna Burns Dillon-Gavin : Mid America Region, USA		83.7/0.96	75.75/0.98	81.5/4	79.9/0.97	70.75/0.95	2.9	80.3/0.96	73/0.91	64.5/0.9	71.75/0.91	81.3/0.9	2.72	5.63							5.63
267	(113)	111(T)	Fiona Burns Devrin Academy : Mid Atlantic Region, USA		81.3/0.93	75.75/0.98	73.75/0.96	75.2/0.93	63.75/0.9	2.82	78.7/0.94	76/0.92	70.75/0.94	78.25/0.96	83.4/0.93	2.8	5.63							5.63
278	(111)	111(T)	Mary Gorman Richens/Timm : Mid America Region, USA		88.1/0.98	69.5/0.94	66.25/0.92	77.75/0.95	76.75/1	2.86	80.3/0.96	74/0.91	65/0.9	70.5/0.9	87.8/0.99	2.77	5.63							5.63
134	(114)	114(T)	Aoife Bryowsky Clarkson : Mid America Region, USA		79.5/0.91	74/0.97	69/0.93	74.6/0.92	70/0.94	2.8	79.2/0.94	76/0.92	73.75/0.96	75.75/0.94	84.45/0.94	2.82	5.62							5.62
208	(115)	114(T)	Reina Knight McGing : Mid America Region, USA		79/0.91	61.75/0.89	71.5/0.95	73.7/0.91	68.75/0.93	2.75	79/0.94	81/0.95	74.5/0.97	80.1/0.97	84.7/0.95	2.87	5.62							5.62
114	(119)	116(T)	Kathleen Carson McTeggart : Western Region, USA		80/0.92	67/0.92	63.5/0.9	68/0.89	64/0.91	2.72	81.9/0.96	87.2/0.98	73.25/0.96	79.5/0.96	85.4/0.95	2.89	5.61							5.61
182	(116)	116(T)	Eleanor Nugent Reed : Western Region, USA		79.1/0.91	70.75/0.95	73.75/0.96	74.2/0.92	75.5/0.98	2.83	78/0.93	77/0.93	78.5/0.99	73/0.92	82.5/0.91	2.79	5.61							5.61
229	(117)	116(T)	Kate O'Connell Clan Rince : Western Region, USA		81.1/0.93	75.5/0.98	72.75/0.96	77.1/0.94	63.75/0.9	2.83	76.8/0.91	78/0.93	64/0.9	75.25/0.94	87.6/0.98	2.78	5.61							5.61
254	(118)	116(T)	Alyssa Libasci Rhodes Academy : Southern Region, USA		88.4/0.98	69/0.93	67/0.92	78.8/0.96	64/0.91	2.81	77.3/0.92	79/0.94	70.5/0.94	71.5/0.91	89.7/27	2.8	5.61							5.61
108	(120)	120(T)	Devney Rich Egan School Ohio : Mid America Region, USA		71/0.89	64/0.91	61/0.88	67.5/0.89	63/0.9	2.67	83.2/0.98	87.3/0.99	74/0.97	80/0.97	87.75/0.98	2.93	5.6							5.6
112	(121)	120(T)	Jessica Jacobs Teelin School : Southern Region, USA		75/0.9	73/0.96	64.5/0.9	77/0.94	68/0.93	2.77	79.7/0.95	81/0.95	73/0.96	73/0.92	83.7/0.93	2.83	5.6							5.6
130	(122)	120(T)	Abigail Quirk Aisling Mor Academy : Mid Atlantic Region, USA		78.5/0.9	69/0.93	72/0.95	77.2/0.94	69/0.94	2.81	75.3/0.9	81/0.95	68/0.92	75.25/0.94	84.4/0.94	2.79	5.6							5.6
178	(123)	120(T)	Isabella Jensen Cassin : New England Region, USA		79.4/0.91	66.25/0.92	65.75/0.91	76.4/0.93	73/0.96	2.76	80/0.95	74/0.91	71/0.94	80/0.97	84.5/0.94	2.83	5.6							5.6
127	(124)	124(T)	Isabel Plumpe Onórach Mulhern Geraghty : USA & Ireland		80.1/0.92	66/0.92	65.5/0.91	69.5/0.9	68/0.93	2.74	78/0.93	81/0.95	79.75/1	71.25/0.91	84.85/0.95	2.84	5.58							5.58
270	(125)	124(T)	Madelyn Bowles Sullivan-Stewart : New England Region, USA		88.1/0.98	73.75/0.96	70.75/0.94	70.3/0.9	66/0.92	2.83	79.3/0.95	71/0.89	72.25/0.95	68.5/0.89	82.6/0.92	2.75	5.58							5.58



Final Result for Competition 20B : Girls Under 17 - B

WMH = World Medal Holder : OS = Overseas : WQ = World Qualifier : R = Recaller : Score = Judges marks : IP = Irish Points (Grid Score) : FTC = Failed To Complete

Card	Position @ recall	Final Place	Name/School	Status	ROUND 1 : Score/IP					1st Round Total (IP)	ROUND 2 : Score/IP					2nd Round total (IP)	Total IP for Rounds 1 & 2	ROUND 3 : Score/IP					3rd Round Total (IP) *	TOTAL IP *	
					Conor Ayres	Maeve Croke	Donna Crouch	Megan Hickey	Pauline Shaw		Maire Dixon	Caroline Greene-Parfery	Kimberley Lancaster	Attracta Quinn	Brian Sexton			Christine Ayres	Liam Ayres	Helen Greene	Stephen McAteer	Sharon O'Brien			
194	(126)	126	Rachel Rubertus Nugent : Mid America Region, USA		80.8/0.93	80.25/17.5	66.75/0.92	74.4/0.92	76/0.99	2.84	75.1/0.9	83/0.96	66/0.91	73.5/0.93	79.5/0.89	2.73	5.57							5.57	
118	(127T)	127(T)	Kennedy Cradick Richens/Timm : Mid America Region, USA		79/0.91	75/0.97	66/0.91	75/0.92	66/0.92	2.76	76.3/0.91	73/0.91	75/0.97	72.75/0.92	88.75/5	2.8	5.56								5.56
175	(129)	127(T)	Isabelle Carach Heritage : Western Region, USA		80.4/0.92	62.75/0.9	71/0.95	78.1/0.95	74/0.97	2.82	78/0.93	70/0.89	63/0.89	71.5/0.91	89.5/22.5	2.74	5.56								5.56
202	(127T)	127(T)	Lily Corcoran Inishfree : Mid Atlantic Region, USA		84.7/0.96	68.75/0.93	67.75/0.93	80.7/0.98	62.25/0.89	2.81	73.2/0.89	74/0.91	71.25/0.94	75.75/0.94	78.8/0.89	2.74	5.56								5.56
136	(131)	130(T)	Fiona Gibson McNulty LA : Western Region, USA		74.5/0.89	71.5/0.95	66.5/0.92	73.6/0.91	67/0.92	2.75	77.3/0.92	76/0.92	68/0.92	80.8/0.98	85.1/0.95	2.8	5.55								5.55
152	(132)	130(T)	Olivia Treble Blakey : Western Region, Canada		81.6/0.94	61.5/0.89	67.5/0.92	72.9/0.91	74/0.97	2.77	77/0.92	76/0.92	69.75/0.93	73.5/0.93	84.65/0.94	2.78	5.55								5.55
196	(130)	130(T)	Gabriella Lenzmeier Corda Mor : Mid America Region, USA		73/0.89	64.5/0.91	72.75/0.96	76.7/0.93	69.75/0.94	2.78	80.2/0.96	72/0.9	67/0.91	80.4/0.98	76.5/0.88	2.77	5.55								5.55
218	(133)	130(T)	Meghan O'Leary Southern Irish Dance : Southern Region, USA		81.8/0.94	63.25/0.9	67.25/0.92	78.3/0.95	76/0.99	2.82	79.1/0.94	80/0.95	62/0.89	69/0.89	80.8/0.9	2.73	5.55								5.55
107	(134)	134(T)	Abigail Daley Griffith Academy : New England Region, USA		68/0.87	68/0.93	63/0.89	73/0.91	62/0.89	2.69	79.8/0.95	80/0.95	68.25/0.92	78/0.95	88.95/10	2.85	5.54								5.54
169	(139)	134(T)	Molly Hanson Ardan Academy : Mid America Region, USA		80.3/0.92	68.25/0.93	67.75/0.93	75.6/0.93	74.25/0.97	2.78	83/0.98	72/0.9	69/0.93	74/0.93	78/0.88	2.75	5.54								5.54
230	(136)	134(T)	Jordyn Hoffman Connick Reid Academy : Southern Region, USA		81.2/0.93	73/0.96	68.5/0.93	70.7/0.9	68/0.93	2.79	77.5/0.93	74/0.91	65.5/0.9	71/0.91	89.4/19.5	2.75	5.54								5.54
249	(138)	134(T)	Aubrey Luce Rince Na Tiarna : Mid Atlantic Region, USA		81.9/0.94	72.5/0.96	66.5/0.92	76.6/0.93	61/0.89	2.79	78.1/0.94	72/0.9	69.5/0.93	72/0.92	81.4/0.9	2.75	5.54								5.54
255	(135)	134(T)	Monika Williams McTeggart : Southern Region, USA		89.1/0.99	67/0.92	63.5/0.9	75.5/0.93	67.5/0.93	2.78	75.4/0.91	76.2/0.93	67/0.91	73.25/0.92	86.7/0.97	2.76	5.54								5.54
280	(137)	134(T)	Mackenzie Samosuk Legacy Irish Dance Academy : Southern Region, USA		78.5/0.9	65.5/0.91	69.75/0.94	72.7/0.91	63.75/0.9	2.72	75/0.9	77/0.93	71/0.94	76.5/0.95	86.9/0.97	2.82	5.54								5.54
124	(143)	140(T)	Ainsley Oliver O'Hare School : Mid America Region, USA		75.5/0.9	62/0.89	67/0.92	76/0.93	63/0.9	2.71	79.6/0.95	68/0.88	68/0.92	75.5/0.94	85.9/0.96	2.8	5.52								5.52
150	(140)	140(T)	Alice Lowey Victoria School : Western Region, Canada		80.2/0.92	65.5/0.91	69.5/0.94	75.3/0.93	76.5/0.99	2.78	82/0.97	72/0.9	67/0.91	69/0.89	83.65/0.93	2.74	5.52								5.52
227	(142)	140(T)	Julia Fitzgerald Kavanagh Porter Academy: USA and Ireland		73.5/0.89	66.75/0.92	70.5/0.94	67.75/0.89	64/0.91	2.72	81.3/0.96	79/0.94	63/0.89	70.25/0.9	87.8/0.99	2.8	5.52								5.52
237	(141)	140(T)	Margo Fox Inishfree : New England Region, USA		81.3/0.93	66/0.92	61/0.88	75.1/0.93	62.75/0.9	2.74	77.5/0.93	78/0.93	68.5/0.92	66.5/0.88	87.2/0.97	2.79	5.52								5.52
157	(147)	144(T)	Elise Vitu Irwin Academy : Mid America Region, USA		73.8/0.89	63.75/0.9	60.5/0.88	72/0.91	72.75/0.96	2.7	82/0.97	70/0.89	71/0.94	78.5/0.96	81.8/0.91	2.8	5.51								5.51
168	(144)	144(T)	Stella Collier Greene Academy : Western Region, USA		79.7/0.91	60.25/0.88	63.75/0.9	76.9/0.94	69.75/0.94	2.75	77/0.92	76/0.92	68/0.92	72/0.92	89/11	2.76	5.51								5.51
201	(145)	144(T)	Tayla Robinson Dwyer : Mid America Region, USA		83.6/0.95	65.75/0.92	70/0.94	77.5/0.94	64.5/0.91	2.8	77.3/0.92	68/0.88	68.5/0.92	70.75/0.9	77.5/0.88	2.71	5.51								5.51
251	(146)	144(T)	Phoebe Sheehan Rochester Academy : Mid Atlantic Region, USA		84.1/0.96	70.5/0.94	63.75/0.9	79.1/0.96	60.25/0.88	2.8	73/0.89	72/0.9	67.5/0.92	80.5/0.98	79.8/0.89	2.71	5.51								5.51
129	(150)	148(T)	Anna Satterthwaite Haley Prendergast : Western Region, USA		80.5/0.92	68.5/0.93	66.5/0.92	68.1/0.89	65/0.91	2.76	72.8/0.89	73/0.91	73/0.96	72.75/0.92	82.65/0.92	2.74	5.5								5.5
164	(148)	148(T)	Orla McLaughlin-Arasteh O'Connor School of Irish Dance : Western Region, Canada		80.6/0.93	62.5/0.9	62/0.89	67.1/0.88	71/0.95	2.71	74/0.89	80/0.95	64/0.9	80.5/0.98	85/0.95	2.79	5.5								5.5
171	(149)	148(T)	Madison Kahler Dunleavy Boyle Academy : New England Region, USA		79.4/0.91	74.75/0.97	71.75/0.95	74.8/0.92	69.25/0.94	2.81	75/0.9	71/0.89	64/0.9	70/0.9	81/0.9	2.69	5.5								5.5



Final Result for Competition 20B : Girls Under 17 - B

WMH = World Medal Holder : OS = Overseas : WQ = World Qualifier : R = Recaller : Score = Judges marks : IP = Irish Points (Grid Score) : FTC = Failed To Complete

Card	Position @ recall	Final Place	Name/School	Status	ROUND 1 : Score/IP					1st Round Total (IP)	ROUND 2 : Score/IP					2nd Round total (IP)	Total IP for Rounds 1 & 2	ROUND 3 : Score/IP					3rd Round Total (IP) *	TOTAL IP *
					Conor Ayres	Maeeve Croke	Donna Crouch	Megan Hickey	Pauline Shaw		Maire Dixon	Caroline Greene-Parfery	Kimberley Lancaster	Attracta Quinn	Brian Sexton			Christine Ayres	Liam Ayres	Helan Greene	Stephen McAteer	Sharon O'Brien		
207	(152)	151(T)	Christie Keating Graham : Eastern Region, Canada		82.3/0.95	61/0.89	65/0.91	71.5/0.9	66.25/0.92	2.73	77.5/0.93	83.5/0.97	62.5/0.89	67/0.88	83.3/0.93	2.74	5.48							5.48
243	(151)	151(T)	Madison Frashure Boyle : Southern Region, USA		70.6/0.89	65/0.91	60/0.88	66.5/0.87	66.25/0.92	2.67	79.4/0.95	72/0.9	72.5/0.95	70.75/0.9	89.3/16	2.8	5.48							5.48
163	(154)	153(T)	Taylor Libby Coyle : Mid Atlantic Region, USA		79.8/0.92	66.5/0.92	60/0.88	69.1/0.9	70.5/0.95	2.73	65/0.87	82/0.96	65/0.9	75/0.93	80/0.89	2.73	5.46							5.46
235	(153)	153(T)	Camryn Vaske Wick : Western Region, USA		82.4/0.95	63/0.9	76/0.98	76.3/0.93	67.25/0.93	2.8	74.8/0.9	65/0.87	58/0.87	67.5/0.88	89.6/25	2.65	5.46							5.46
191	(155)	155	Ciara O'Shea O'Shea : Mid America Region, USA		79.2/0.91	62.25/0.9	69/0.93	73.8/0.92	68.5/0.93	2.76	76.4/0.91	69/0.89	63/0.89	70.25/0.9	80.3/0.9	2.69	5.45							5.45
103	(157)	156(T)	Caitlin Budd Melbourne Academy : Victoria, Australia		70/0.88	71/0.95	64/0.9	71/0.9	60/0.88	2.69	69/0.88	75/0.92	66.5/0.91	71.75/0.91	84.1/0.94	2.74	5.43							5.43
115	(158)	156(T)	Sophie Lassiter Inis Cairde : Southern Region, USA		69/0.88	65/0.91	62/0.89	66/0.88	65/0.91	2.68	74.3/0.9	80.5/0.95	66/0.91	70/0.9	84.6/0.94	2.75	5.43							5.43
256	(156)	156(T)	Madeline Carvalho Shea-Jennings : Mid Atlantic Region, USA		78.4/0.9	76.5/0.98	63.25/0.89	74.1/0.92	61/0.89	2.71	76.8/0.91	73/0.91	62/0.89	69.5/0.89	84.3/0.94	2.72	5.43							5.43
158	(159)	159(T)	Rhann Zulfer Trinity Academy : Mid America Region, USA		70.1/0.88	63.5/0.9	63.5/0.9	67.3/0.88	69/0.94	2.68	80/0.95	72/0.9	67/0.91	71/0.91	82.85/0.92	2.74	5.42							5.42
179	(160)	159(T)	Sophia St. John Celtic Steps : Western Region, USA		70.9/0.89	61.25/0.89	64.75/0.91	68.9/0.89	63.5/0.9	2.68	73/0.89	78/0.93	59/0.88	80.3/0.97	82.5/0.91	2.74	5.42							5.42
180	(161)	161(T)	Cara Heneghan Sheila Healy Academy : Mid America Region, USA		70.4/0.89	64.25/0.91	68.75/0.93	66.9/0.88	64.75/0.91	2.7	76/0.91	72/0.9	58/0.87	70.5/0.9	86.5/0.97	2.71	5.41							5.41
271	(162)	161(T)	Gillian Carter Cass-Barrington : Southern Region, USA		82.2/0.95	60.5/0.88	64.75/0.91	67.75/0.89	60/0.88	2.68	78.2/0.94	70/0.89	65/0.9	67.5/0.88	86.4/0.96	2.73	5.41							5.41
128	(163)	163	Olivia Lane Bell : Mid America Region, USA		77/0.9	60/0.88	63.5/0.9	68.5/0.89	60.5/0.89	2.67	74.1/0.89	76/0.92	60/0.88	70/0.9	84.2/0.94	2.71	5.39							5.39
144	(164)	164	Phoebe Han Heavy Quinn : New England Region, USA		70.5/0.89	61/0.89	64/0.9	68.3/0.89	65/0.91	2.68	72/0.88	73/0.91	65.75/0.91	67/0.88	87.95/0.99	2.7	5.38							5.38
225	(165)	165(T)	Kiraly Vega Heartland Irish Dancers : Mid America Region, USA		78.2/0.9	60/0.88	64.5/0.9	67.7/0.89	61.75/0.89	2.68	74/0.89	72/0.9	62.25/0.89	69.5/0.89	83.6/0.93	2.69	5.36							5.36
246	(166)	165(T)	Ciara Tresky Bell : Mid America Region, USA		78.3/0.9	68/0.93	61/0.88	73.1/0.91	60/0.88	2.69	70/0.88	70/0.89	60/0.88	69/0.89	79.6/0.89	2.66	5.36							5.36
145	(167)	167	Heidi Thomson Rise Academy : Western Region, USA		67/0.88	60.5/0.88	62.5/0.89	67/0.88	64/0.91	2.66	76/0.91	72/0.9	61.75/0.89	66.5/0.88	89.32/17	2.69	5.35							5.35
223	(170)	168(T)	Scarlett Russo Harney Pender Keady Academy : Mid Atlantic Region, USA		78.1/0.9	64/0.91	63/0.89	70/0.9	60.75/0.89	2.69	69/0.88	67/0.88	61/0.89	68.5/0.89	77.3/0.88	2.65	5.34							5.34
250	(168)	168(T)	Gianna Resuta Tir Na Nog of PA : Mid Atlantic Region, USA		82.1/0.94	61.5/0.89	62.5/0.89	69.7/0.9	60/0.88	2.68	65/0.87	67/0.88	63/0.89	68/0.89	82.9/0.92	2.66	5.34							5.34
253	(169)	168(T)	Milina Kinnaird McKeever : Western Region, USA		78.4/0.9	60/0.88	62.25/0.89	67.9/0.89	60/0.88	2.66	76.9/0.92	64/0.88	60/0.88	67/0.88	82.8/0.92	2.68	5.34							5.34
184	(171)	171	Rachel Kraft Glencastle Irish Dancers : Mid America Region, USA		69.9/0.88	60.25/0.88	60/0.88	69.7/0.9	61.5/0.89	2.65	77.5/0.93	68/0.88	59/0.88	68/0.89	77/0.87	2.65	5.31							5.31
155	(172)	172	Leila Orellana Leneghan : Mid America Region, USA		70.7/0.89	60/0.88	61.5/0.89	66.7/0.88	61/0.89	2.65	72/0.88	67/0.88	60/0.88	66/0.88	84.35/0.94	2.65	5.3							5.3