




North American Irish Dance Championships 2023



Results for Competition 26 : Girls Under 11

Adjudicators

Round 1


Donna Crouch
Jonathan McMorro
Karyn Oster
Pauline Shaw
Michael Toal

Round 2

Conor Ayres
Denise Elebert
Megan Hickey
Brian Sexton
Julie Showalter-Marshall

Round 3


Maire Dixon
Michael Donnellan
Isabella Fogarty
Caroline Greene-Parfery
Cian Nolan



Final Result for Competition 26 : Girls Under 11

WMH = World Medal Holder : OS = Overseas : WQ = World Qualifier : R = Recaller : Score = Judges marks : IP = Irish Points (Grid Score) : FTC = Failed To Complete


Card	Position @ recall	Final Place	Name/School	Status	ROUND 1 : Score/IP					1st Round Total (IP)	ROUND 2 : Score/IP					2nd Round total (IP)	Total IP for Rounds 1 & 2	ROUND 3 : Score/IP					3rd Round Total (IP) *	TOTAL IP *
					Donna Crouch	Jonathan Mc Morrow	Karyn Oester	Pauline Shaw	Michael Toal		Conor Ayres	Denise Elebert	Megan Hickey	Brian Sexton	Julie Showalter-Marshall			Maire Dixon	Michael Donnellan	Isabella Fogarty	Caroline Greene-Parfery	Cian Nolan		
174	(4)	1	Eva Jane Moss Brooks : Southern Region, England	OS	95.5/75	86.75/60	92/75	95/100	95/100	250	94.9/35	84.5/44	80.2/1	85.3/4	92.3/38.5	77.5	327.5	97/39	88.5/75	92.8/56	95/75	97.5/65	196	523.5
115	(2)	2	Erin Mayo McGough Academy : Mid Atlantic Region, USA	WMH	96/100	89.5/100	83/32	93/65	84/37	202	96.9/100	78.6/7	90.5/60	89.3/40	95.2/60	160	362	99.6/51.5	76/41	94/60	90.25/39	97/60	152.5	514.5
144	(1)	3	Lily Kay Keegan Academy : North West Region, England	OS	95/65	87.25/75	86.25/43	94/75	93/75	215	96.3/58	84.25/41	92/100	89.75/53	95/56	167	382	91/31	74/39	92/50	91.5/47	93.5/38	124	506
165	(3)	4	Aoibhann Wey The Michaela Hinds Academy : Eastern Region, Canada	WMH	94/56	84.75/47	94/100	90/58	91.5/65	179	96.5/65	88/56	90/56	89.5/45	96.5/100	177	356	92/32.5	90/100	90.75/43	91.75/50	95.25/45	138	494
116	(5)	5	Abigail Swearingen Kristin Butke : Southern Region, USA	WQ	93/47	83.1/28	85/37	85/43	89.5/56	127	93.9/25.5	90.5/65	91/65	88.7/32	96/65	162	289	99.9/100	78/47	95/65	92/56.33	98/75	196.33	485.33
168	(7)	6	Ella McPeak Lavin-Cassidy : Mid America Region, USA	WQ	90.5/35	86.5/56	84.5/36	86.75/53	83.5/35.5	124.5	95.8/45	93/100	89.5/50	89.7/50	94/50	150	274.5	99.6/51.5	87/65	96/75	94/65	98.5/100	205	479.5
187	(8)	7	Felicity Foulard Beglan Academy : Mid America Region, USA	WMH	86.25/22	86.9/65	90.5/60	75.75/1	89/53	135	95.7/43	91/75	87/45	76.7/0.92	92.5/43	131	266	99.3/45	85/56	90/38	92/56.33	94.5/41	142	408
141	(6)	8	Ciara Foley McGrath Morgan Academy : Southern Region, USA	WQ	92.5/43	83.2/29.5	91/65	85/43	86.5/47	133	96.7/75	83.75/39	91.5/75	83.1/0.98	92/36	150	283	99.8/75	77.75/45	89.5/36	89.75/35	88/17	116	399
157	(9)	9	Molly Mocko Onórach Mulhern Geraghty : USA & Ireland	WQ	93.25/50	84.25/39	85.5/38	84/38.5	82.5/30	115.5	96.3/58	90/60	82.5/29	78.5/0.94	96.3/75	147	262.5	98/41	69.5/29	90.5/41	89/32.5	87/15	102.5	365
152	(10)	10	Sylvie Peet Nadine Martin Academy : North West Region, England	OS	94.75/60	82.45/19	87.5/53	90/58	78/20	131	94.5/31	79/12	84/35	90/65	94.3/53	119	250	93/35	68/25	92.5/53	90/37	91.75/31	103	353
125	(11)	11	Adalyn Bradley Magennis Academy : Southern Region, USA	WQ	92/39	84.5/44	83.5/33	86/50	83/33.5	116.5	96.2/53	82.75/36	82.2/25	89.4/43	92.3/38.5	117.5	234	99.7/62.5	71/35	89.1/33.5	85.75/26	92.5/34	102.5	336.5
107	(14)	12	Harper Jarriel Legacy Irish Dance Academy : Southern Region, USA	WQ	89/32	86/53	76/3	62/0.92	84.5/38.5	73.5	94.1/28.5	84.5/44	82.4/28	89.8/56	92.2/37	109.5	183	99.2/43	84/53	91/46	90.5/41	96/50	139	322
186	(28)	13	Anna Farrell McAleer-Paulson : Mid Atlantic Region, USA	WQ	91.5/37	84.1/37	86/41	73.25/0.99	73/0.98	74.99	91.2/1	76.5/0.98	86.8/43	79.8/0.95	90.6/27	28.98	103.97	95/37	86/60	97/100	95.5/100	96.25/53	213	316.97
225	(12)	14	Kelsey Lema Murray Academy : New England Region, USA	WQ	92.75/45	84.15/38	78.25/13	81.75/28.5	85/42	108.5	95.1/37	79.75/19	85.4/38	83.6/0.99	91.1/32	88	196.5	94/36	60.5/0.99	88.4/29	90/37	88.5/18.5	83.5	280
133	(13)	15	Mila Weitz The Academy : Mid America and Western Australia	WQ	91/36	83.5/33	87/47	85/43	90/60	126	93.9/25.5	81/28	81/11.5	80.6/0.96	90.7/28.5	65	191	84.2/13	69.95/30	87.9/26	91/44	90/24	80	271
239	(18)	16	Molly Willete Lavin-Cassidy : Mid America Region, USA	WQ	88.75/31	80.3/0.98	87.25/50	78/13.5	72.5/0.98	45.48	94.6/32	86/50	87.5/47	79.4/0.95	89.9/18.5	97.5	142.98	99.7/62.5	72.75/38	88.2/28	91/44	95/43	125	267.9845
143	(16)	17	Sofia Duffy Celtic Steps : Western Region, USA	WQ	88/29	82.25/15	84.25/35	75/1	74/0.99	45	96.1/50	87/53	85/37	88.8/34	90.8/30	121	166	86/17	76.5/43	89.2/35	88/30.5	91.25/29	94.5	260.5
151	(15)	18	Emma Shein Hogan Irish Dance Academy : Mid America Region, USA	WQ	74/0.98	80.75/0.99	86.5/45	83/36	82.5/30	66.99	95/36	80/23	83/32	92/100	91.7/35	103	169.99	96/38	71.5/36	87.8/23.5	78/5	90.25/25	84.5	254.49
233	(21)	19	Estella Marie Drake : Southern Region, USA	WQ	86/20.5	83.65/35	75.5/1	82.5/35	71/0.95	56.5	93.7/24	79.8/21	82.1/24	88.4/29	89.7/15	69	125.5	99.6/51.5	80/50	86.5/14	90/37	91/27.5	114.5	239.9995
242	(24)	20	Aoife Smith Scoil Rince Saoirse : Mid Atlantic Region, USA	WQ	86.5/23.5	84.35/41	85.75/39	80.25/22	81.5/25.5	88	92.3/12.5	85/47	81.3/16	83.5/0.99	83.7/0.99	29.49	117.49	89.5/27	64.85/13	86.3/13	89.5/34	93.25/37	74	191.486
118	(31)	21	Mila Constantine Harney Pender Keady Academy : New England Region, USA	WQ	81/1	83.2/29.5	79/16	80/19.5	85/42	65	89.2/0.98	78/1	80.5/3	87.9/23	90/20.5	24.5	89.5	92.5/34	70.75/32	87.8/23.5	86/28	95.5/47	94	183.5
218	(20)	22	Jillian Murphy Hendry Sylvester McNamara : Mid Atlantic Region, USA	WQ	62.5/0.93	83.05/27	81.25/25	72.25/0.98	82.5/30	52.98	93.4/22	82.5/35	81.6/19	86.2/10	91.4/34	75	127.98	89.9/28	63.5/6.5	86.8/16.5	78/5	92.75/35	51	178.98
226	(17)	23	Grace Gibson Trinity Academy : Mid America Region, USA	WQ	83.25/10	83.55/34	73/0.99	80.25/22	84.5/38.5	66	94.3/30	81.25/29	86/39	84.7/1	93.7/45	98	164	89/25	58/0.98	70/0.98	71/0.99	70/0.98	2.95	166.95
217	(25)	24	Siobhéal Aoife McGovern McGahan Lees : Southern Region, England	R	91.75/38	82/8	80.75/23	84/38.5	70/0.94	69	95.4/39	76.6/0.98	89.75/53	79.1/0.94	88.5/8	47.98	116.98	89.4/26	60.25/0.99	90/38	82.5/19	78.5/1	46	162.98
163	(23)	25	Clare Hladik Dennehy Mayer : Mid America Region, USA	R	71.5/0.97	84/36	70.25/0.97	83.25/37	74/0.99	37.96	94.8/34	79.25/14	83.4/34	90.2/75	89.4/13	82	119.96	90/29	64/9.5	86.2/12	83/21	85/10	43	162.96



Final Result for Competition 26 : Girls Under 11

WMH = World Medal Holder : OS = Overseas : WQ = World Qualifier : R = Recaller : Score = Judges marks : IP = Irish Points (Grid Score) : FTC = Failed To Complete


Card	Position @ recall	Final Place	Name/School	Status	ROUND 1 : Score/IP					1st Round Total (IP)	ROUND 2 : Score/IP					2nd Round total (IP)	Total IP for Rounds 1 & 2	ROUND 3 : Score/IP					3rd Round Total (IP) *	TOTAL IP *
						Donna Crouch	Jonathan McMorro	Karyn Oster	Pauline Shaw	Michael Toal		Conor Ayres	Denise Elebert	Megan Hickey	Brian Sexton	Julie Showalter-Marshall		Maire Dixon	Michael Donnellan	Isabella Fogarty	Caroline Greene-Parfery	Cian Nolan		
204	(35)	26	Annie Lee Ondrach Mulhern Geraghty : USA & Ireland	R	88.5/30	85/50	72/0.98	82.25/33.5	73.5/0.99	64.49	88.5/0.97	82.25/34	80.3/1	83.8/0.99	72/0.93	2.95	67.44	87/18.5	61.85/1	88.5/30	92/56.33	94/39	87.5	154.94
159	(32)	27	Eloise Koehnke Kinsella : Mid America Region, USA	R	81.5/2	82.25/15	77.25/9	78.25/15	78/20	39	95.5/41	77/0.99	81.5/18	76/0.91	90.5/26	44.99	83.99	88/22	65.85/16	87.6/19	85/25	93/36	66	149.99
112	(46)	28	Ellory Maynard-Byron Griffith Academy : New England Region, USA	R	85/17	75/0.92	78/12	75/1	73.5/0.99	13.98	93.1/20	78.6/7	79.25/0.98	88.9/35	88.3/6	33	46.98	99.6/51.5	64/9.5	89/32	81/14	96.5/56	97.5	144.48
108	(19)	29	Ava Vaughan McGahan Lees : Southern Region, England	R	93.5/53	82.4/18	88/56	85.5/47	83/33.5	133.5	90.8/0.99	73.7/0.94	80.5/3	82.4/0.97	88.4/7	4.97	138.47	76/0.99	60.75/0.99	88.9/31	77/1	74/0.99	2.98	141.45
137	(22)	30	Scarlett-Ann Laggui Drake : Southern Region, USA	R	90/34	82.25/15	76.5/5.5	82/31.5	87.5/50	80.5	90.3/0.99	80.1/24	80.1/1	88.6/31	89.9/18.5	43.5	124	75/0.99	67/22	79/0.99	74/0.99	76.5/0.99	2.98	126.97
203	(33)	31	Lola Molloy Loughran : North West Region, England	R	78.75/0.99	82.15/12.5	84/34	80.5/24	76/12	48.5	94.7/33	80.75/27	78.5/0.97	81.2/0.96	87.3/1	28.97	77.47	80/4	63.25/5	91/46	83/21	89.5/21.5	47.5	124.97
146	(43)	32	Keira Hyland Scoil Rince Saoirse : Mid Atlantic Region, USA	R	84/13	79.8/0.97	71.75/0.98	78/13.5	73.5/0.99	14.96	90.4/0.99	75.3/0.97	83.2/33	88.75/33	82/0.98	34.96	49.93	82.3/6	72/37	86.7/15	84.2/24	92.25/33	72	121.93
180	(47)	33	Hannah Herbert Rince Na Tiarna : Mid Atlantic Region, USA	R	87.75/28	81.25/1	82.75/31	77.75/11.5	72/0.97	40.5	90.5/0.99	77.25/0.99	82.3/27	78.2/0.93	87.8/3.5	5.48	45.98	87.9/21	68.75/27	90/38	78.5/7	91/27.5	75.5	121.48
169	(38)	34	Harper Champlin Cleary : Western Region, USA	R	86.5/23.5	82.15/12.5	79.5/18	67.5/0.95	74.5/2.2	32.7	92/9	79.5/16.5	80.8/9	78.7/0.94	88.6/9	27	59.7	84/11.5	66/17.5	89.1/33.5	84/23	88.5/18.5	59	118.7
202	(40)	35	Claire Noonan Teelin School : Southern Region, USA	R	79.75/1	77.65/0.94	79.25/17	60.75/0.92	74.5/2.2	4.13	82.5/0.94	83.5/38	72.9/0.93	87.7/21	91.2/33	54.94	59.07	77/0.99	70.95/34	87/18	79/8.5	92/32	58.5	117.57
230	(49)	36	Zoey Potter The Academy : Mid America and Western Australia	R	73.75/0.97	80.65/0.99	82.25/29	81.75/28.5	72.5/0.98	30.47	91.2/1	78.6/7	79.8/0.99	85.7/7	89.8/16.5	15	45.46	90.5/30	64.5/11	84/3	89/32.5	91.5/30	71	116.4635
223	(27)	37	Ernie Brown Nadine Martin Academy : North West Region, England	R	92.25/41	82.6/23	74.75/1	82.25/33.5	74/0.99	57.5	95.9/47	80.25/25	81.9/22	83.1/0.98	84.4/0.99	47.99	105.48	78.5/1	59.5/0.98	80/0.99	82.25/18	82/5	6.99	112.47
182	(39)	38	Phoebe Heinemann DeNogla Academy : Mid Atlantic Region, USA	R	83.75/12	84.5/44	75.25/1	82/31.5	73.5/0.99	44.5	91.5/3.5	78.75/9.5	81.7/20	81.8/0.97	87.7/2	15	59.5	85.1/15	67.5/23.5	87.7/20	81/14	85.5/11	49	108.5
177	(34)	39	Xanthe Ernst McNamara McCarthy : Mid America Region, USA	R	85.5/18	80.3/0.98	72.25/0.98	79.25/16	81.5/25.5	34.98	93.2/21	78.75/9.5	80.5/3	82.8/0.98	93.8/47	33.5	68.48	82.9/7.5	70.25/31	82.8/1	86/28	81/4	39.5	107.98
189	(41)	41	Madeleine Macdougall Kristin Butke : Southern Region, USA	R	78.5/0.99	83.25/31.5	80.5/22	76.75/5	76.5/15	42	90.1/0.99	76.75/0.99	81.2/14	77.6/0.93	89/11	12.97	54.97	79/1.33	68.5/26	85/6.5	83/21	89.75/23	50.5	105.47
207	(48)	43	Bridgette Hettinger McGrath Morgan Academy : Southern Region, USA	R	89.5/33	81/1	78.75/15	70/0.97	82/27	43	91.1/1	79.3/15	78.6/0.97	78.6/0.94	83.2/0.98	2.95	45.95	85/14	67.5/23.5	88/27	79.5/10	87.5/16	53.5	99.446
173	(30)	44	Lila Noud McGrath Morgan Academy : Southern Region, USA	R	76.5/0.98	77.25/0.94	82.5/30	80.25/22	74.5/2.2	25.18	93/19	82/33	82.7/30	82.6/0.98	89.8/16.5	65.5	90.68	83/9	62.25/1	83.4/1	72/0.99	74.5/0.99	2.99	93.671
178	(36)	45	Leah Rowe Murray Academy : New England Region, USA	R	84.5/15	81.35/1	73.26/0.99	79.75/17.5	78/20	33.5	89.5/0.98	79.5/16.5	78.4/0.97	86.5/12	90.4/25	29.48	62.98	76.3/0.99	66.65/21	83.9/2	82/16.5	74/0.99	19.49	82.47
198	(53)	46	Maile McLoughlin Clann Lir Academy : New England Region, USA	R	85.75/19	82.6/23	76.25/4	70/0.97	71.5/0.96	23.97	91.4/2	72.75/0.93	80.9/10	79.2/0.95	90.7/28.5	12.95	36.92	80.7/5	70.85/33	84.2/4	82/16.5	89.5/21.5	43	79.917
215	(42)	47	Caroline Kelleher Harney Pender Keady Academy : New England Region, USA	R	82.25/5.5	83.25/31.5	76.75/7	81.75/28.5	76/12	47.5	92.1/10	74.75/0.96	77.8/0.97	76.4/0.91	69/0.92	2.85	50.35	79/1.33	62/1	87.75/21	75.2/1	90.5/26	23.33	73.682
243	(69)	48	Veronica Stocks Kinsella : Mid America Region, USA	R	79.25/0.99	83/26	76.5/5.5	76.75/5	69/0.93	11.49	91.6/5.5	77.8/1	79.8/0.99	80.9/0.96	82/0.98	2.96	14.46	87/18.5	63.75/8	87.8/23.5	88/30.5	86.5/14	56	70.457
170	(37)	49	Georgia Hill Scariff Locklier Leonelli : Southern Region, USA	R	77.5/0.99	76.5/0.93	69.25/0.96	62.75/0.93	73/0.98	2.87	94/27	81.5/30	77.5/0.96	88.5/30	85.5/0.99	57.99	60.86	77.4/1	63/4	84.5/5	73/0.99	71/0.98	5.99	66.844
101	(63)	50	Makena Webb Casey O'Loughlin : Western Region, Canada	R	66/0.94	82/8	75/1	69/0.96	68/0.93	2.9	91.6/5.5	78.3/3.5	81.1/13	89.1/37	82.7/0.98	22	24.9	83.5/10	66.5/20	81.5/0.99	80/11	89/20	41	65.903
185	(68)	51	Morgan Keefe Drake : Southern Region, USA	R	84.75/16	81.65/4	68.25/0.95	66.75/0.95	69.5/0.94	5.9	86/0.95	78.25/2	80.7/7	81.7/0.97	88.8/10	9.97	15.86	72/0.98	66.25/19	86.8/16.5	86/28	86/12.5	48	63.861
109	(51)	52	Emma Vincent The Academy : Mid America and Western Australia	R	73/0.97	79.25/0.96	80/20	62/0.92	78/20	21.93	90.7/0.99	74.1/0.95	81.8/21	87.1/16	81.2/0.97	17.96	39.89	87.2/20	62.5/1	85.8/11	77.5/2.5	84.5/9	22.5	62.395



Final Result for Competition 26 : Girls Under 11

WMH = World Medal Holder : OS = Overseas : WQ = World Qualifier : R = Recaller : Score = Judges marks : IP = Irish Points (Grid Score) : FTC = Failed To Complete


Card	Position @ recall	Final Place	Name/School	Status	ROUND 1 : Score/IP					1st Round Total (IP)	ROUND 2 : Score/IP					2nd Round total (IP)	Total IP for Rounds 1 & 2	ROUND 3 : Score/IP					3rd Round Total (IP) *	TOTAL IP *
					Donna Crouch	Jonathan Mc Morrow	Karyn Oester	Pauline Shaw	Michael Toal		Conor Ayres	Denise Elebert	Megan Hickey	Brian Sexton	Julie Showalter-Marshall			Maire Dixon	Michael Donnellan	Isabella Fogarty	Caroline Greene-Parfery	Cian Nolan		
132	(54)	53	Elsa Ceimbronowicz Avoca Irish Dance : Western Region, USA	R	80/1	82.75/25	82/28	77/8	70.5/0.94	34	89.2/0.98	73.8/0.95	80/0.99	82.7/0.98	76.2/0.96	2.91	36.9	85.3/16	66/17.5	85.3/8	75/1	78/1	25	61.901
201	(44)	54	Keeva Kinsella-Alba Kinsella : Mid America Region, USA	R	84.25/14	81.85/6	77.75/11	81.75/28.5	75/7	32	91.9/8	77.5/0.99	79.2/0.98	85.8/8	90.3/24	16.99	48.99	79/1.33	61/0.99	85/6.5	75/1	86/12.5	8.83	57.824
104	(66)	55	Isabel Panveno Ondrach Mulhern Geraghty : USA & Ireland	R	69/0.96	81/1	77/8	70/0.97	70/0.94	2.92	92.3/12.5	78.3/3.5	76.8/0.96	85/2	90/20.5	18	20.92	88.1/23	62.1/1	87.8/23.5	79/8.5	76/0.99	32.5	53.42
114	(60)	56	Zoe Delgado Dennehy Mayer : Mid America Region, USA	R	63/0.93	74/0.91	81/24	76/2.5	82.5/30	27.43	87.4/0.96	79/12	79.75/0.99	84.8/1	86.2/0.99	2.98	30.41	92/32.5	61.65/0.99	85.4/9	78/5	83.5/7	21	51.41
246	(45)	57	Sarah Heighton Brady Academy : Western Region, Canada	R	74.75/0.98	81.55/3	61.5/0.91	74.5/0.99	73.5/0.99	2.96	92.7/16	79.8/21	80.75/8	89.9/60	81.7/0.97	45	47.96	70/0.98	60.15/0.99	82/0.99	74.5/1	75/0.99	2.97	50.927
134	(61)	58	Madeleine Reidell Morse Academy : Mid Atlantic Region, USA	R	68/0.95	80.6/0.99	69.5/0.96	73/0.99	73/0.98	2.93	93.6/23	74.7/0.96	79/0.98	89.6/47	81.7/0.97	24.95	27.88	76/0.99	64.75/12	82.1/0.99	80.5/12	84/8	20.99	48.875
197	(67)	59	Clare McLaughlin Goggin-Carroll : Eastern Region, Canada	R	86.75/25	78.95/0.95	67/0.94	77.75/11.5	72.5/0.98	13.43	84.4/0.94	76.6/0.98	78.2/0.97	83.4/0.99	72.5/0.93	2.89	16.32	82.9/7.5	69/28	85.7/10	81/14	83/6	31.5	47.82
150	(50)	60	Maele Melo Brady Academy : Western Region, Canada	R	87.5/27	82.5/20.5	78.5/14	73/0.99	71.5/0.96	35.49	85/0.94	72.25/0.92	81/11.5	82/0.97	88/5	6.91	42.4	78/1	62.65/2	75/0.99	74.25/1	76.25/0.99	2.98	45.385
149	(52)	61	Avery Shamoian Murphy Academy : New England Region, USA	R	86/20.5	82.6/23	69.75/0.96	72/0.98	70.5/0.94	22.45	92.4/14	74.8/0.97	73.9/0.93	87.5/19	74.5/0.94	15.91	38.35	77/0.99	65.65/15	83/1	77.5/2.5	79.5/1	4.5	42.85
228	(56)	62	Bridget Muenzberg McInerney : New England Region, USA	R	82.25/5.5	79.7/0.97	74.75/1	77/8	81/24	14.5	92.9/18	79.8/21	78.8/0.98	80.1/0.95	86/0.99	19.97	34.46	88.5/24	59.75/0.99	82.2/1	74/0.99	80/2	3.99	38.4525
135	(55)	63	Emerson Griffin Moran Academy : Eastern Region, Canada	R	64.5/0.94	80.25/0.98	72.5/0.98	67/0.95	74.5/2.2	2.91	87.1/0.95	80.5/26	80.6/5.5	88.1/25.5	67/0.92	31.95	34.86	79.9/3	60/0.99	80.3/0.99	72/0.99	75.5/0.99	2.97	37.831
140	(57)	64(T)	Kaitlin Schimmel Trinity Academy : Mid America Region, USA	R	79/0.99	81.5/2	81.5/26	64/0.93	73.5/0.99	3.98	87.5/0.96	71.75/0.92	82.25/26	84.9/1	92.4/41	27.96	31.93	76/0.99	62.85/3	68/0.98	71/0.99	70.5/0.98	2.96	34.892
200	(58)	64(T)	Mia Mason Casey O'Loughlin : Western Region, Canada	R	71.75/0.97	78/0.94	81.75/27	68/0.96	73.5/0.99	2.91	88.5/0.97	83/37	80.4/1	88.22/27	86.6/1	29	31.9	73/0.99	65.5/14	83/1	74/0.99	77.5/1	2.99	34.892
224	(59)	66	Anne Stephan Sheila Healy Academy : Mid America Region, USA	R	65.5/0.94	80.05/0.98	60/0.91	66/0.94	76.5/15	2.86	92.2/11	79/12	80.6/5.5	85.4/5	89.6/14	28.5	31.36	78/1	60.25/0.99	76/0.99	70/0.98	79/1	2.97	34.331
241	(62)	67	Mallaidh Williams Acosta School : Mid Atlantic Region, USA	R	73.25/0.97	79.5/0.97	80.25/21	76/2.5	78/20	23.47	90.7/0.99	76.25/0.98	74.2/0.94	76.8/0.92	68/0.92	2.83	26.31	75/0.99	59/0.98	77.5/0.99	67/0.98	72/0.99	2.95	29.2595
128	(64)	68	Bridget McGovern O'Hare School : Mid America Region, USA	R	87/26	79.3/0.96	73.5/0.99	80/19.5	72.5/0.98	21.46	87.9/0.96	75.3/0.97	78.3/0.97	81.8/0.97	68/0.92	2.9	24.36	77/0.99	61.85/1	82/0.99	73/0.99	77/1	2.98	27.34
238	(65)	69	Kara Murphy Blackbird Academy : Mid America Region, USA	R	78.25/0.99	79.1/0.96	61.75/0.92	71.75/0.98	67.5/0.92	2.86	88.7/0.97	79.7/18	78.1/0.97	78.6/0.94	90.1/22	19.94	22.8	60/0.98	63.5/6.5	73/0.98	68/0.98	73/0.99	2.95	25.7505
245	(70)	70	Greta Gollinger O'Malley Academy (OH) : Mid America Region, USA	R	66.25/0.94	80/0.98	71/0.97	77/8	82.5/30	9.95	89.8/0.98	73.6/0.94	81.4/17	83.3/0.98	83.6/0.98	2.95	12.9	84/11.5	60.65/0.99	82.3/1	73/0.99	80.5/3	4.99	17.8855
142	(71)	71	Price Miller Corda Mor : Mid America Region, USA		72/0.97	82/8	77.5/10	68/0.96	71.5/0.96	9.93	86.2/0.95	76.8/0.99	77.9/0.97	87.6/20	84/0.99	2.94	12.87							12.867
136	(72)	72	Colleen Clare Irishfree : Mid Atlantic Region, USA		82/4	81.75/5	72/0.98	72/0.98	75.5/10	9.98	88.4/0.96	72.8/0.93	76.1/0.95	86.7/13	77.7/0.96	2.87	12.85							12.854
111	(73)	73	Kathryn Williams Trinity Academy : Mid America Region, USA		76/0.98	80.1/0.98	67/0.94	70/0.97	68/0.93	2.89	91.7/7	75.6/0.97	74.1/0.93	89.2/38	85.7/0.99	8.97	11.86							11.859
213	(74)	74	Cora Bader Southern Irish Dance : Southern Region, USA		69.25/0.96	79.75/0.97	70/0.97	73.75/0.99	71/0.95	2.89	94.1/28.5	74.1/0.95	79.9/0.99	85.6/6	81/0.97	7.96	10.85							10.854
216	(75)	75	Elana Zieno Francis Academy : Mid Atlantic Region, USA		62.25/0.92	81.25/1	69.75/0.96	76.75/5	77.5/17	6.96	90.2/0.99	74.5/0.96	80.25/1	77.4/0.92	73.5/0.94	2.88	9.84							9.8435
222	(76)	76	Claire Murtaugh McDade-Cara : Mid Atlantic Region, USA		81.25/1	82.3/17	69.4/0.96	73.75/0.99	73/0.98	2.97	92.8/17	74.6/0.96	79.6/0.99	81.8/0.97	87.8/3.5	5.45	8.43							8.426
175	(77)	77	Cora Sinclair McDade-Cara : Mid Atlantic Region, USA		83.5/11	79/0.96	75.75/2	73/0.99	69.5/0.94	3.94	91.5/3.5	77.75/1	76.9/0.96	84.4/0.99	69/0.92	2.95	6.89							6.8895



Final Result for Competition 26 : Girls Under 11

WMH = World Medal Holder : OS = Overseas : WQ = World Qualifier : R = Recaller : Score = Judges marks : IP = Irish Points (Grid Score) : FTC = Failed To Complete


Card	Position @ recall	Final Place	Name/School	Status	ROUND 1 : Score/IP					1st Round Total (IP)	ROUND 2 : Score/IP					2nd Round total (IP)	Total IP for Rounds 1 & 2	ROUND 3 : Score/IP					3rd Round Total (IP) *	TOTAL IP *
					Donna Crouch	Jonathan Mc Morrow	Karyn Oester	Pauline Shaw	Michael Toal		Conor Ayres	Denise Elebert	Megan Hickey	Brian Sexton	Julie Showalter-Marshall			Maire Dixon	Michael Donnellan	Isabella Fogarty	Caroline Greene-Parfery	Cian Nolan		
229	(78)	78	Natalie Roberts Morse Academy : Mid Atlantic Region, USA		76.25/0.98	80.7/0.99	73.75/0.99	77.25/10	73.5/0.99	2.97	82/0.93	77.25/0.99	73.5/0.93	84/0.99	83.6/0.98	2.91	5.88							5.8765
167	(79)	79	Mayla McNulty Harney Pender Keady Academy : New England Region, USA		82.5/7	80.35/0.99	68.25/0.95	67.25/0.95	74/0.99	2.93	91/1	78.5/5	80/0.99	79.5/0.95	76/0.95	2.94	5.87							5.872
124	(80)	80	Lily Burns McDade-Cara : Mid Atlantic Region, USA		65/0.94	81.25/1	74/0.99	81/25.5	72.5/0.98	2.97	89.6/0.98	73.6/0.94	74.9/0.94	82.1/0.97	86.4/1	2.89	5.86							5.8585
196	(81)	81	Madison Cortez Trinity Academy : Mid America Region, USA		79.5/0.99	79.15/0.96	61/0.91	79.75/17.5	74/0.99	2.95	89.9/0.98	73.75/0.95	80.1/1	79.3/0.95	72/0.93	2.88	5.82							5.823
145	(82)	82	Brianna Cruz Mulvihill-Lynch : Mid Atlantic Region, USA		70.5/0.96	80.9/0.99	75.5/1	68.5/0.96	72/0.97	2.92	87.2/0.95	72.4/0.93	86.5/41	79.9/0.95	83.6/0.98	2.89	5.81							5.8085
106	(83)	83	Lyla Quinones Kennelly School : Western Region, USA		62/0.92	80.2/0.98	70/0.97	67/0.95	75/7	2.89	88.9/0.97	72.3/0.93	77.2/0.96	84.1/0.99	83.4/0.98	2.91	5.81							5.807
235	(84)	84	Mairead McLafferty The Michaela Hinds Academy : Eastern Region, Canada		81.75/3	78.85/0.95	60.5/0.91	69/0.96	71.5/0.96	2.87	88.6/0.97	77.1/0.99	78.75/0.98	77.2/0.92	84.5/0.99	2.93	5.8							5.804
117	(85)	85	Cortlyn Hoefler Boland : Mid Atlantic Region, USA		64/0.93	79/0.96	71/0.97	67/0.95	72/0.97	2.87	87.3/0.95	77.7/1	79.5/0.99	86.1/9	76/0.95	2.93	5.8							5.803
188	(86)	86	Erin Roy Sullivan-Stewart : New England Region, USA		73.5/0.97	77.3/0.94	73.75/0.99	74.75/1	74/0.99	2.96	85.5/0.94	76/0.98	74/0.93	78.8/0.94	76/0.95	2.84	5.79							5.793
209	(87T)	87(T)	Molly Didier Bellator Academy : Mid America Region, USA		70.25/0.96	80.2/0.98	74.25/0.99	62.25/0.92	76/12	2.93	89.4/0.98	75.75/0.98	77.3/0.96	77.1/0.92	67/0.92	2.86	5.79							5.792
184	(88T)	88(T)	Sadie Elizabeth Schanel Heritage Irish Dance Company : Mid Atlantic Region, USA		69.75/0.96	79.6/0.97	67.75/0.95	69.75/0.97	75/7	2.89	86.5/0.95	72/0.92	79/0.98	82.2/0.97	86.8/1	2.9	5.79							5.792
210	(89)	89	Lauren Amodeo Goggin-Carroll : Eastern Region, Canada		75.75/0.98	79/0.96	70.5/0.97	63.75/0.93	74/0.99	2.9	81.5/0.93	77.75/1	74.5/0.94	87.8/22	75.5/0.95	2.88	5.78							5.784
172	(90)	90	Amelia Prestier MacConnara : Mid America Region, USA		72.5/0.97	78/0.94	74.5/0.99	68.75/0.96	75/7	2.92	83/0.94	71.5/0.92	79.3/0.98	84.3/0.99	74.3/0.94	2.86	5.78							5.7825
214	(91)	91	Teagan-Rose Keogh Keegan Academy : North West Region, England		76.75/0.98	78/0.94	72.25/0.98	75.75/1	71.5/0.96	2.92	89.8/0.98	75.5/0.97	76.7/0.96	77.9/0.93	66/0.91	2.86	5.78							5.7795
119	(92)	92	Shaela Murphy Costello Irish Dance : Eastern Region, Canada		67/0.95	79.2/0.96	71.5/0.98	60/0.91	72/0.97	2.87	88.9/0.97	74.7/0.96	78.9/0.98	80.2/0.96	79.3/0.96	2.9	5.77							5.7715
206	(93)	93	Fiona Nofall Short : Eastern Region, Canada		66.75/0.95	79.3/0.96	68.25/0.95	69.75/0.97	70.5/0.94	2.86	82.4/0.94	76.25/0.98	79.4/0.98	84.5/1	75/0.95	2.91	5.77							5.77
234	(94)	94	Molly Mladic Dillon-Gavin : Mid America Region, USA		72.25/0.97	79.2/0.96	68.75/0.95	67/0.95	72/0.97	2.88	82/0.93	75.3/0.97	76.2/0.95	88.1/25.5	79/0.96	2.88	5.76							5.7635
102	(95)	95	Sofia Steffen McNamara McCarthy : Mid America Region, USA		77/0.99	82.1/11	68/0.95	68/0.96	71/0.95	2.89	79.2/0.92	77.1/0.99	74.3/0.94	88.3/28	75/0.95	2.87	5.76							5.761
126	(96)	96	Lucy Barnes Trinity Academy : Mid America Region, USA		60.5/0.92	78/0.94	64/0.92	69/0.96	71/0.95	2.82	88.8/0.97	77.6/0.99	76.6/0.95	88/24	82/0.98	2.94	5.76							5.7555
129	(97)	97	Giuliana Corrao Kinsella : Mid America Region, USA		60/0.91	79.5/0.97	70.5/0.97	64/0.93	71.5/0.96	2.86	88.1/0.96	75.3/0.97	77.4/0.96	84.6/1	72/0.93	2.89	5.75							5.751
191	(98)	98	Kiely Delaney Scoil Rince Saoirse : Mid Atlantic Region, USA		72.75/0.97	74/0.91	62.25/0.92	63.75/0.93	75/7	2.82	89.7/0.98	74.6/0.96	79.7/0.99	81.4/0.96	87.2/1	2.93	5.75							5.749
220	(99)	99	Sailor Cartier Cornell : Eastern Region, Canada		67.25/0.95	80.1/0.98	65/0.93	73.25/0.99	76.5/15	2.92	79.3/0.92	73.1/0.94	73.8/0.93	81.9/0.97	78/0.96	2.83	5.74							5.7445
176	(100)	100	Claire McDonnell Brady Academy : New England Region, USA		80.5/1	82.5/20.5	70.75/0.97	70/0.97	70/0.94	2.94	79.9/0.92	71.75/0.92	72.3/0.92	80.7/0.96	83.8/0.99	2.81	5.74							5.744
227	(101)	101	Addison Wilderson Meghan Torno School : Mid America Region, USA		80.75/1	77/0.93	69.25/0.96	74.75/1	72/0.97	2.92	79.8/0.92	75.5/0.97	74.7/0.94	78/0.93	76/0.95	2.82	5.74							5.742
247	(102)	102	Amara Kim McClanahan : Mid America Region, USA		70.75/0.96	79.55/0.97	67.25/0.94	70.25/0.98	71/0.95	2.88	89.3/0.98	72.75/0.93	76.4/0.95	86.3/11	71.3/0.93	2.86	5.74							5.7415



Final Result for Competition 26 : Girls Under 11

WMH = World Medal Holder : OS = Overseas : WQ = World Qualifier : R = Recaller : Score = Judges marks : IP = Irish Points (Grid Score) : FTC = Failed To Complete

Card	Position @ recall	Final Place	Name/School	Status	ROUND 1 : Score/IP					1st Round Total (IP)	ROUND 2 : Score/IP					2nd Round total (IP)	Total IP for Rounds 1 & 2	ROUND 3 : Score/IP					3rd Round Total (IP) *	TOTAL IP *
					Donna Crouch	Jonathan Mc Morrow	Karyn Oester	Pauline Shaw	Michael Toal		Conor Ayres	Denise Elebert	Megan Hickey	Brian Sexton	Julie Showalter-Marshall			Maire Dixon	Michael Donnellan	Isabella Fogarty	Caroline Greene-Parfery	Cian Nolan		
190	(103)	103	Ella Laidlaw Anam Cara : New England Region, USA		68.75/0.95	78.6/0.95	71.25/0.97	70.5/0.98	68/0.93	2.88	90.9/1	75.75/0.98	76.5/0.95	77.7/0.93	71.5/0.93	2.86	5.73							5.733
171	(104)	104	Ainsley Adams The Academy : Mid America and Western Australia		78/0.99	77/0.93	63.75/0.92	66.25/0.94	71/0.95	2.83	84.5/0.94	73/0.94	78.7/0.97	83.7/0.99	90.2/23	2.9	5.73							5.729
231	(105)	105	Ailish Rossitto Craoi na Tíre : Mid America Region, USA		64.5/0.94	78.15/0.95	73.25/0.99	60.75/0.92	72/0.97	2.85	89.1/0.97	71/0.91	75.1/0.94	87.3/17	79/0.96	2.88	5.73							5.7275
154	(106)	106	June Ostrow Trinity Academy : Mid America Region, USA		66.5/0.95	75/0.92	67.25/0.94	66/0.94	65.5/0.91	2.8	90/0.99	75.25/0.97	82.9/31	80/0.95	81.4/0.97	2.92	5.72							5.7245
244	(107)	107	Clementine McLean Foley Academy : Southern Region, USA		68/0.95	78/0.94	69/0.96	72.5/0.99	72.5/0.98	2.88	80.9/0.93	71.8/0.92	75.5/0.95	82.4/0.97	79.4/0.97	2.84	5.72							5.7225
131	(108)	108	Margaret Sierpien Murray Academy : New England Region, USA		71/0.96	78.4/0.95	67.5/0.95	69/0.96	72/0.97	2.87	87.3/0.95	74.3/0.96	75.7/0.95	79.4/0.95	68/0.92	2.85	5.72							5.722
105	(109)	109	Kiemen Duggan Rince Na Tiarna : Mid Atlantic Region, USA		63.5/0.93	79/0.96	73/0.99	60/0.91	66/0.92	2.8	88.2/0.96	76.6/0.98	81.25/15	82.3/0.97	79/0.96	2.92	5.72							5.7205
194	(110)	110	Aubrey Hopp Blakey O'Brien : Western Region, Canada		74.5/0.98	76.2/0.93	67.25/0.94	73.25/0.99	71/0.95	2.87	87/0.95	74.25/0.95	72/0.92	79.1/0.94	81.2/0.97	2.85	5.72							5.7165
130	(111)	111	Kaitlyn Prestor Teelin School : Southern Region, USA		83/9	80.4/0.99	64.5/0.93	61.25/0.92	67.5/0.92	2.84	87.8/0.96	72/0.92	77.6/0.96	83/0.98	76/0.95	2.87	5.71							5.7095
211	(112)	112	Elle Brynna Phillips Maguire : Southern Region, USA		61/0.92	76.1/0.93	66.5/0.94	69/0.96	71.5/0.96	2.82	80.5/0.93	76.25/0.98	72.7/0.92	89.3/40	82/0.98	2.88	5.71							5.706
166	(113)	113	Delaney Smith Kelly : Western Region, USA		64.75/0.94	79.6/0.97	65.25/0.93	63.25/0.93	67/0.92	2.8	89/0.97	78/1	71/0.92	80.4/0.96	82.4/0.98	2.91	5.7							5.7035
212	(114)	114	Maggie Richerson Dennehy Mayer : Mid America Region, USA		64/0.93	80/0.98	69/0.96	70.25/0.98	67.5/0.92	2.87	90.7/0.99	72/0.92	73.7/0.93	81.6/0.96	74.6/0.94	2.84	5.7							5.7025
237	(115)	115	Betsy Grafing Corda Mor : Mid America Region, USA		63.75/0.93	80.45/0.99	67.5/0.95	68.75/0.96	70/0.94	2.85	86.6/0.95	76/0.98	79.1/0.98	76.7/0.92	71/0.92	2.85	5.7							5.6955
236	(116)	116	Evelyn Wu Goggin-Carroll : Eastern Region, Canada		71.25/0.96	77/0.93	65.25/0.93	68/0.96	69.5/0.94	2.82	87.6/0.96	74.3/0.96	77.1/0.96	79.7/0.95	86.5/1	2.87	5.69							5.6945
138	(117)	117	Anne Hale Murphy Irish Arts Center : Mid America Region, USA		65.5/0.94	74/0.91	70.75/0.97	72/0.98	65.5/0.91	2.82	79.2/0.92	73.9/0.95	79.7/0.99	78.9/0.94	83.2/0.98	2.87	5.69							5.6935
120	(118)	118	Vesper Sherman Boyle : Southern Region, USA		60/0.91	77/0.93	66/0.94	70/0.97	74.5/2.2	2.84	77.4/0.91	73.8/0.95	75.4/0.95	84.8/1	77.3/0.96	2.85	5.69							5.689
205	(119)	119	Harper Underwood Kelly Academy : Southern Region, USA		61.5/0.92	76/0.92	65.75/0.93	67.75/0.95	71.5/0.96	2.81	91.3/1	72.5/0.93	75.2/0.94	83.2/0.98	73/0.94	2.86	5.67							5.6695
161	(120)	120	Anastasia Lylyk Steel : Western Region, Canada		63.75/0.93	79/0.96	68.75/0.95	66.25/0.94	71/0.95	2.85	81/0.93	75/0.97	77/0.96	76.9/0.92	72/0.93	2.82	5.67							5.6665
153	(121)	121	Shaela Brossart Casey O'Loughlin : Western Region, Canada		75.5/0.98	77/0.93	66.25/0.94	71.25/0.98	66/0.92	2.85	84/0.94	70.75/0.91	78/0.97	79/0.94	72/0.93	2.81	5.66							5.658
122	(122)	122	Amelia Actis Leneghan : Mid America Region, USA		62.5/0.93	76/0.92	65.5/0.93	66/0.94	69.5/0.94	2.79	89.2/0.98	73.3/0.94	74.8/0.94	80.1/0.95	76.7/0.96	2.85	5.64							5.6435
121	(123)	123	Penelope Hayes Scariff Lockier Leonelli : Western Region, USA		61.5/0.92	80/0.98	69/0.96	64/0.93	67/0.92	2.81	84.6/0.94	74.3/0.96	70.9/0.92	83.9/0.99	72.3/0.93	2.83	5.64							5.6415
127	(124)	124	Gemma McGlynn Goggin-Carroll : Eastern Region, Canada		75/0.98	77.75/0.94	63/0.92	63/0.93	70/0.94	2.81	83.4/0.94	73.4/0.94	74.6/0.94	85.1/3	76/0.95	2.83	5.63							5.6345
148	(125)	125	Catherine Tulloch Cornell : Eastern Region, Canada		67.5/0.95	76/0.92	63.5/0.92	68/0.96	70.5/0.94	2.82	87.2/0.95	71.6/0.92	73.1/0.93	87/15	73.5/0.94	2.82	5.63							5.6305
139	(126)	126	Annabelle McQuery The McLane School : Southern Region, USA		70/0.96	76/0.92	68.5/0.95	65/0.94	66/0.92	2.81	88.1/0.96	73.4/0.94	67.75/0.91	80.8/0.96	62/0.91	2.81	5.62							5.6235
158	(127)	127	Olive Carlin Clements Wick : Western Region, USA		68.5/0.95	74/0.91	66.75/0.94	71/0.98	69/0.93	2.83	79.5/0.92	70/0.91	76/0.95	77.5/0.93	80/0.97	2.79	5.62							5.6185



Final Result for Competition 26 : Girls Under 11

WMH = World Medal Holder : OS = Overseas : WQ = World Qualifier : R = Recaller : Score = Judges marks : IP = Irish Points (Grid Score) : FTC = Failed To Complete

Card	Position @ recall	Final Place	Name/School	Status	ROUND 1 : Score/IP					1st Round Total (IP)	ROUND 2 : Score/IP					2nd Round total (IP)	Total IP for Rounds 1 & 2	ROUND 3 : Score/IP					3rd Round Total (IP) *	TOTAL IP *
					Donna Crouch	Jonathan McMorro	Karyn Oster	Pauline Shaw	Michael Toal		Conor Ayres	Denise Elebert	Megan Hickey	Brian Sexton	Julie Showalter-Marshall			Maire Dixon	Michael Donnellan	Isabella Fogarty	Caroline Greene-Parfery	Cian Nolan		
183	(128)	128	Maja Pyykkonen Trinity Academy : Mid America Region, USA		64.25/0.94	80/0.98	64.75/0.93	65.75/0.94	68.5/0.93	2.8	81/0.93	73.25/0.94	75/0.94	78.3/0.93	77/0.96	2.81	5.62							5.617
193	(129)	129	Seanna Chiasson Costello Irish Dance : Eastern Region, Canada		68.25/0.95	78.75/0.95	62.75/0.92	65.75/0.94	74/0.99	2.84	79.7/0.92	72.75/0.93	69/0.91	77.3/0.92	72/0.93	2.77	5.61							5.614
179	(130)	130	Ruby Kincaid McKeever : Western Region, USA		59.5/0.91	78.25/0.95	72.75/0.98	60/0.91	80/23	2.84	74/0.91	73.75/0.95	67.5/0.91	76.6/0.91	75/0.95	2.77	5.61							5.613
160	(131)	131	Maeve Sheehy Mullane Godley : Mid America Region, USA		61/0.92	79.3/0.96	71.25/0.97	62.5/0.93	68/0.93	2.82	78/0.91	74/0.95	73.2/0.93	77.8/0.93	74/0.94	2.79	5.61							5.611
164	(132)	132	Kathryn Spang McTeggart : Southern Region, USA		60.5/0.92	75/0.92	66.5/0.94	60.25/0.92	72/0.97	2.77	88/0.96	74.5/0.96	70.5/0.92	87.4/18	66/0.91	2.83	5.61							5.607
155	(133)	133	Liz Svetlic Goode Academy : Southern Region, USA		66/0.94	75.3/0.92	64.25/0.93	60.25/0.92	64/0.91	2.76	80/0.93	73.5/0.94	72.5/0.92	89/36	80/0.97	2.83	5.59							5.594
219	(134)	134	Frankie Locklier Scariff Locklier Leonelli : Western Region, USA		59/0.91	77/0.93	66.25/0.94	64.75/0.94	68.5/0.93	2.8	79.4/0.92	72.5/0.93	70/0.92	78.4/0.94	74.6/0.94	2.78	5.58							5.5795
103	(135)	135	Emma Koenig River City : Western Region, Canada		61/0.92	78/0.94	65/0.93	60/0.91	67.5/0.92	2.77	80.1/0.93	72.6/0.93	76.3/0.95	82.9/0.98	70/0.92	2.81	5.58							5.5765
181	(136)	136	Quinn Dion Morse Academy : Mid Atlantic Region, USA		62.75/0.93	77/0.93	63.25/0.92	64.75/0.94	67/0.92	2.78	79.8/0.92	74.25/0.95	73/0.93	76.61/0.92	74/0.94	2.79	5.57							5.567
147	(137)	137	Abigail Waddell Goggin-Carroll : Eastern Region, Canada		69.5/0.96	75/0.92	62.5/0.92	60/0.91	65.5/0.91	2.75	80.2/0.93	72.6/0.93	71.7/0.92	76.5/0.91	69/0.92	2.77	5.52							5.5155
156	(138)	138	Maura McDonagh Meghan Torno School : Mid America Region, USA		62/0.92	76.1/0.93	65.75/0.93	60/0.91	67/0.92	2.77	79/0.92	68.5/0.91	71.5/0.92	77/0.92	64/0.91	2.75	5.51							5.5125
162	(139)	139	Eva Macmillan Ticalie Academy : Western Region, Canada		59/0.91	76/0.92	60/0.91	60/0.91	72.5/0.98	2.75	78/0.91	69/0.91	68/0.91	78.1/0.93	76/0.95	2.76	5.5							5.5035
195	(140)	140	Haley Keating Brady Academy : Western Region, Canada		63/0.93	74/0.91	62/0.92	63.5/0.93	66/0.92	2.76	77/0.91	71.25/0.92	67/0.91	76.6/0.91	66/0.91	2.74	5.5							5.4975
199	(26)	FTC	Zoey O'Reilly Baffa Academy : Southern Region, USA	R	82.75/8	81/1	79.75/19	69.75/0.97	85.5/45	28	92.5/15	81.75/32	84.6/36	86.8/14	91/31	78	106	0/0	0/0	0/0	0/0	0/0	0	106
232	(29)	FTC	Charlotte Keefer Mullane Godley : Mid America Region, USA	R	77.75/0.99	82.05/10	72.75/0.98	81/25.5	83.5/35.5	36.49	95.3/38	81.6/31	82/23	78.1/0.93	89.2/12	66	102.49	0/0	0/0	0/0	0/0	0/0	0	102.487