




# North American Irish Dance Championships 2023



## Results for Competition 24A : Girls Under 13 - A

### Adjudicators

#### *Round 1*


**Christine Ayres**  
**Helan Greene**  
**Kimberley Lancaster**  
**Sharon O'Brien**  
**Julie Showalter-Marshall**

#### *Round 2*

**Conor Ayres**  
**Gerard Carroll**  
**Maeve Croke**  
**Caroline Greene-Parfery**  
**Peg Griffiths**

#### *Round 3*


**Megan Hickey**  
**Miceal Hopkins**  
**Stephen McAteer**  
**Cian Nolan**  
**Lisa Waites**



## Final Result for Competition 24A : Girls Under 13 - A

WMH = World Medal Holder : OS = Overseas : WQ = World Qualifier : R = Recaller : Score = Judges marks : IP = Irish Points (Grid Score) : FTC = Failed To Complete

Card	Position @ recall	Final Place	Name/School	Status	ROUND 1 : Score/IP					1st Round Total (IP)	ROUND 2 : Score/IP					2nd Round total (IP)	Total IP for Rounds 1 & 2	ROUND 3 : Score/IP					3rd Round Total (IP) *	TOTAL IP *
					Christine Ayres	Helan Greene	Kimberley Lancaster	Sharon O'Brien	Julie Showalter-Marshall		Conor Ayres	Gerard Carroll	Maeve Croke	Caroline Greene-Parfery	Peg Griffiths			Megan Hickey	Miceal Hopkins	Stephen McAteer	Cian Nolan	Lisa Waites		
166	(1)	1	Lusai Gillespie McNeils Cunningham : Cuige Uladh, Eire	OS	88.5/53	85.3/48.5	91/60	93/60	96.7/75	173	95.4/37.5	97/100	90/60	93/62.5	93/75	197.5	370.5	93/100	97/75	94/100	93.5/58	94.25/60	235	605.5
176	(4)	2	Addison Bakich Magennis Academy : Southern Region, USA	WQ	87.7/43	84.4/28.5	90.5/56	92.1/45	97/100	144	96.5/60	92/60	92/75	92.75/56	92.5/53	176	320	92/75	98/100	93.5/75	95.5/100	95/75	250	570
213	(2)	3	Jillian Rose Drake : Southern Region, USA	WQ	86.5/36.5	84.3/26	92/65	92.4/50	94/50	136.5	96.9/65	96/75	90.75/65	94/75	91.6/39	205	341.5	89.5/51.5	89/50	80.5/33	91/40	94.5/65	141.5	483
146	(6)	4	Delaney Belle McNaboe Doherty Petri : USA and Ireland	WQ	94/100	84.4/28.5	79.5/12	95.5/100	96/65	193.5	97/75	81/19.5	85/43	90.4/36.5	87.5/9	99	292.5	90.3/60	95/65	85/45	90/35.5	93/45	150	442.5
148	(3)	5	Maeve Marino Murray Academy : New England Region, USA	WQ	92/75	84.1/23	93/75	93.5/65	95/60	200	96.4/56	88/41	85.5/45	90.6/38	89.7/25	124	324	86.8/35	82/28.5	86/50	85.5/17.5	93.75/53	113.5	437.5
164	(9)	6	Annie Henry Mona Ni Rodaigh : Cuige Uladh, Eire	OS	90/60	85.1/43	95/100	92.7/56	93.6/43	159	95.4/37.5	89.5/45	72.5/0.98	85.2/1	94/100	83.5	242.5	89.1/47	94/60	88.25/56	95/75	92.5/42	163	405.5
210	(8)	7	Casey Wolf Mullane Godley : Mid America Region, USA	WQ	86.8/38	70/0.95	86.25/38	90.1/32	93.7/45	108	96.3/53	86/35	86/50	95/100	92/45	148	256	90/56	75.5/15	93/65	94.5/65	90.5/27	148	404
170	(12)	8	Addison Gilbert The Michaela Hinds Academy : Eastern Region, Canada	WQ	87.5/41	84.7/34.5	83.5/26.5	92.5/53	90/25	102	94/22	82.5/27	88/53	92/50	87.6/10	99	201	89.5/51.5	90/53	83/39	90.5/37.5	93.2/47	137.5	338.5
187	(5)	9	Ella Beckett Kelly Hendry : North East Region, England	OS	91.5/65	85.4/54.5	84/29.5	91.8/41	94.7/54.5	150	96.2/50	91/56	93/100	91.75/47	91/36	153	303	87/36	70/1	70.5/9	84.5/14	85/6.5	29.5	332.5
208	(10)	10	Hillary Campbell Watt : Western Region, Canada	WQ	87.9/47	85.45/60	88.25/47	88.7/17.5	92.5/38	132	95.3/36	80.5/16	84.25/39	90.4/36.5	84.5/0.99	88.5	220.5	88/38	84/37	82/36	90.5/37.5	88.9/21	110.5	331
141	(147)	11	Addileen Davian The Academy : Mid America and Western Australia	WQ	84.7/27	84.8/36	89/50	90.7/37	91.3/31	104	90/0.98	87/39	84/38	91/43	87/4	81	185	88.8/43	88/47	87.5/53	93/50	90.2/25	140	325
192	(7)	12	Maura Sur Lavin-Cassidy : Mid America Region, USA	WMH	88.3/50	84.6/32	85.25/34	89.9/30	84.6/8	96	95.9/45	90.75/53	89.5/56	92.5/53	92.8/60	162	258	77/10	80/24	76/26	90/35.5	88/15.5	65.5	323.5
198	(16)	13	Ayla Lafreniere Murray Academy : New England Region, USA	WQ	87.8/45	84.6/32	86.5/39	86.1/0.99	92.2/36	107	93.7/20	83/28	79.25/14	91/43	89.6/24	72	179	83/28	85/41	81/34	92/45	91/31.5	106.5	285.5
118	(20)	14	Keira Gilboy Tamora School : Western Region, USA	WQ	83.5/14	84.9/37	78.5/9	92.3/47	84.3/6	60	92.4/10	86.6/37	82.25/31	90/32	91.7/41	100	160	80/18	86/45	72/13.5	93.5/58	96/100	121	281
155	(19)	15	Carmitta Guay Mattierin : Western Region, Canada	WQ	83.4/13	78.8/0.97	73.5/0.99	89.1/22	87.9/18	31.99	97.5/100	93/65	82/30	90.7/39	90/29	134	165.99	79.8/17	93/56	82.75/38	89/32.5	92.3/39	109.5	275.49
217	(17)	16	Brooke Hageman The Academy : Mid America and Western Australia	WQ	84.2/22.5	81.4/1	80.5/14	90.5/36	93.9/47	72.5	95.2/34.5	84/32.5	83.25/36	93/62.5	90.1/30	103	175.5	84.6/29	77/18	79/31	89/32.5	90.8/28.5	88.5	264
188	(18)	17	Ella-Rose Hursit McGahan Lees : Southern Region, England	OS	79.2/0.97	85.6/75	85.5/35.5	87.9/7	92/35	77.5	95.7/41	90.5/50	74.25/0.99	86/4.5	92.7/56	95.5	173	89/45	75/12.5	89/60	85.5/17.5	90/24	86.5	259.5
116	(11)	18	Charlotte Knight Dillon-Gavin : Mid America Region, USA	WQ	83.9/19	85/39.33	88/45	91.6/39	84.2/5	97.33	95.8/43	90/47	82.75/33	91/43	86.2/1	119	216.33	81/21	75.5/15	73.5/19.5	81/5	85.2/8	42.5	258.83
120	(13)	19	Mairead Raley McGough Academy : Mid Atlantic Region, USA	R	85/28	86/100	77/5	90.4/35	88.8/20	83	94.4/27	86.75/38	85.75/47	88.75/21	91.9/43	108	191	79.5/16	75/12.5	73/17.5	91/40	88.5/18.5	52	243
139	(147)	20	MaryGrace Roj Rochester Academy : Mid Atlantic Region, USA	R	85.7/30.5	83.1/15	85/33	89.8/29	92.6/39	92.5	96/47	81.75/24	83/34.5	89.9/30	89.9/28	92.5	185	78.5/15	75.5/15	72.5/15.5	86/19.5	90.8/28.5	50	235
216	(21)	21	Piper Hough Halloran : New South Wales, Australia	R	85.9/34	85/39.33	82/18	90.3/34	91.4/32	100	94.9/31	68.75/0.96	79.5/15.5	81/0.98	91.1/37	47.48	147.48	80.5/19	81/26	81.5/35	91.5/43	88.5/18.5	80	227.48
180	(22)	22	Molly Foti Kotelnicki : Mid Atlantic Region, USA	R	85.8/32.5	81.5/1	85.5/35.5	89.7/28	79.4/0.99	61.5	93/13	83.25/29	74.5/0.99	90/32	92.9/65	74	135.5	85/30	76/17	83.5/41	82/8	91.3/34.5	81.5	217
178	(24)	23	Payge Merritt Rochester Academy : Mid Atlantic Region, USA	R	89.8/56	80.2/0.99	79/10.5	87.1/1	90.4/28	39.5	95.1/33	81.25/21.5	81.5/27.5	89.8/29	81.8/0.97	78	117.5	85.2/31	80.5/25	85.5/47	87.5/26.5	92.2/38	95.5	213
193	(23)	24	Harriet Miller-Barrett Cabe Academy : Cuige Laighean, Eire	R	87/39	83.6/19	87.5/43	88.7/17.5	76/0.97	75.5	87.4/0.97	85/34	80.5/22.5	89.75/28	86.3/1	51.5	127	87.5/37	79/21.5	74/22.5	87.5/26.5	91.5/36	85	212
144	(25)	25	Aislinn Dufour Goggin-Carroll : Eastern Region, Canada	R	80.8/0.99	78.4/0.97	84.5/32	90.2/33	85.1/11	43.99	80/0.95	89/43	83/34.5	87/12.5	89.5/23	70	113.99	77.5/11	85.25/43	71.5/11.5	85.25/16	90.3/26	53.5	167.49



## Final Result for Competition 24A : Girls Under 13 - A

WMH = World Medal Holder : OS = Overseas : WQ = World Qualifier : R = Recaller : Score = Judges marks : IP = Irish Points (Grid Score) : FTC = Failed To Complete


Card	Position @ recall	Final Place	Name/School	Status	ROUND 1 : Score/IP						1st Round Total (IP)	ROUND 2 : Score/IP					2nd Round total (IP)	Total IP for Rounds 1 & 2	ROUND 3 : Score/IP					3rd Round Total (IP) *	TOTAL IP *
					Christine Ayres	Helan Greene	Kimberley Lancaster	Sharon O'Brien	Julie Showalter-Marshall	Conor Ayres		Gerard Carroll	Maeve Croke	Caroline Greene-Parfery	Peg Griffiths	Megan Hickey			Miceal Hopkins	Stephen McAteer	Cian Nolan	Lisa Waites			
203	(33)	26	Kathleen Winn Yvonne Kelly Dance Academy : Eastern Region, Canada	R	86.5/36.5	81.7/1	83/23.5	88/8.5	92.4/37	68.5	91.6/2	70.8/0.98	70.75/0.97	89.4/26	87.3/8	10.98	79.48	86.6/34	83/33	75/25	88.5/29.5	89/22.5	87.5	166.98	
167	(30)	27	Maeve Connolly Brady Academy : New England Region, USA	R	85.8/32.5	83.9/21	76.5/4	88.1/10	93.2/41	63.5	93.5/18	71/0.98	73.5/0.98	82/0.99	89.8/26	19.97	83.47	85.4/32	81.5/27	74.5/24	87/24.5	90.9/30	81.5	164.97	
101	(41)	28	Maren Klavec Rochester Academy : Mid Atlantic Region, USA	R	83/9	83/14	75/1	91/38	76/0.97	24	93.1/14	86.5/36	71/0.97	89.2/25	83.3/0.98	39.98	63.98	88.5/41	83.5/36	72.5/15.5	88.75/31	91/31.5	98.5	162.48	
131	(36)	29	Anna Biggerstaff Royal Academy : Southern Region, USA	R	85.5/29	85.4/54.5	72.5/0.98	85.9/0.98	87.8/16.5	46.48	92.9/12	79.25/10	79.5/15.5	85/1	78.3/0.95	23	69.48	86.4/33	82/28.5	76.75/27	88.5/29.5	94/56	91	160.48	
121	(26)	30	Erin Noonan McAleer-Paulson : Mid Atlantic Region, USA	R	85.7/30.5	81/0.99	69/0.97	84.1/0.96	89/21	22.96	91.8/4.5	81.5/23	81.75/29	89.5/27	90.8/35	79	101.96	78.2/13	83/33	66/1	88/28	87.8/14	55	156.96	
127	(39)	31	Gabby Smith The Michaela Hinds Academy : Eastern Region, Canada	R	83.6/15	82/4	81/15	88.6/16	90.2/27	46	91.8/4.5	80.1/14	70.25/0.96	88.8/22	77.7/0.95	19.46	65.46	81.5/24	82.5/31	73.5/19.5	93.25/53	91.3/34.5	89.5	154.96	
135	(32)	32	Maisie Ormrod Loughran : North West Region, England	R	83.3/12	85.2/45	76/2.5	85.5/0.98	81.2/0.99	15.49	95.2/34.5	84/32.5	81.5/27.5	86/4.5	79.2/0.96	64.5	79.99	80.6/20	79/21.5	77/28	89.5/34	88/15.5	69.5	149.49	
145	(46)	33	Liten Conway Trinity Academy : Mid America Region, USA	R	79.7/0.98	81.8/2	74.5/1	88.8/19	84.4/7	10	95.5/39	78/4.5	71/0.97	88.5/19	89.1/20	43.5	53.5	88.2/39	82.25/30	80/32	81.5/6	91.2/33	95	148.5	
122	(48)	34	Grace Hafertepe Ondrach Mulhern Geraghty : USA & Ireland	R	86/35	77/0.96	68/0.96	83.2/0.95	90.7/29	30.92	90.7/0.99	74/0.99	80/19.5	83/0.99	90.3/32	21.48	52.4	78.4/14	84.5/39	71/10	92.75/47	92.5/42	95	147.4	
143	(37)	35	Daniela Calvo Penk-O'Donnell : Western Region, Canada	R	79.5/0.97	79.7/0.98	80/13	88.5/14.5	75.8/0.97	14.96	95/32	78.5/7.5	76/1	90.3/35	88/12	51.5	66.46	81.3/23	83.25/35	82.5/37	86/19.5	88.8/20	78	144.46	
156	(51)	36	Kiley King Rose Academy of Irish Dance : Western Region, USA	R	84/20.5	77.5/0.96	82.5/21.5	85.7/0.98	91.7/34	42.98	90.5/0.99	69.5/0.97	72/0.98	75/0.95	78.5/0.95	2.9	45.88	82.2/27	83/33	84/43	86.5/22.5	91.7/37	97	142.88	
134	(44)	37	Amelia Keefer Mullane Godley : Mid America Region, USA	R	79.1/0.97	78.5/0.97	78/8	89/21	75.5/0.97	9.94	94.1/24	75.25/0.99	80.5/22.5	90.2/34	84.8/0.99	47.49	57.43	81.2/22	84.25/38	78/30	85/15	88.2/17	69	126.43	
117	(29)	38	Aila McRae Celtic Steps : Western Region, USA	R	83.8/17.5	85.3/48.5	73.5/0.99	89.3/24	80/0.99	42.49	94.1/24	80.6/17	78/7.5	76/0.96	90.7/34	48.5	90.99	78/12	74.5/10.5	73.75/21	83/11.5	86.3/11	34.5	125.49	
142	(42)	39	Anna Vicino Mulcahy Academy : New England Region, USA	R	82.6/6	83.8/20	64/0.96	84.7/0.97	78.5/0.98	7.95	89/0.97	80/13	80/19.5	89/23.5	89/19	51.5	59.45	82/25.5	78.5/20	74/22.5	84/13	89/22.5	65	124.45	
136	(27)	40	Allison Herman Rince Na Tiarna : Mid Atlantic Region, USA	R	77.9/0.96	82.2/6	84/29.5	88.3/12	84.7/9	27	94.2/26	83.75/31	79.75/17.5	87/12.5	89.85/27	70.5	97.5	68/1	74/8.5	66.5/2	80.5/4	86/9.5	14.5	112	
195	(45)	41	Kaede Fathers Sue Fay Healy : Eastern Region, Canada	R	83.2/11	78.9/0.98	81.5/16	86.7/0.99	76/0.97	12.97	93.9/21	78.5/7.5	73.5/0.98	87.2/15	89.4/22	43.5	56.47	75.5/8	79.5/23	69/7	87/24.5	93.5/50	55.5	111.97	
104	(28)	42	Casey Gately Clann Lir Academy : New England Region, USA	R	78.5/0.97	84.7/34.5	90/53	92/43	87/14.5	92	88.6/0.97	68.25/0.96	72/0.98	85/1	80.6/0.97	2.91	94.91	66/1	70/1	62/1	72/1	75/1	2.99	97.907	
107	(34)	43	Mary Hughes Burke Connolly Academy : Southern Region, USA	R	84/20.5	84.2/24	67/0.96	88/8.5	84/3.5	32.5	92.1/7	81/19.5	78.25/9	87/12.5	88.8/18	39.5	72	70.5/3	73.5/7	77.5/29	83/11.5	83/3	21.5	93.5	
115	(43)	44	Siena Light Inis Cairde : Southern Region, USA	R	82.8/8	78/0.97	79/10.5	85.3/0.97	94.7/54.5	19.47	91.7/3	80.75/18	79/12.5	86.2/9	90.2/31	39.5	58.97	76/9	77.5/19	67/3	86.25/21	85/6.5	34.5	93.474	
209	(38)	45	Anna Maeve Cronin Brady Academy : New England Region, USA	R	84.2/22.5	83.4/18	83.75/28	89.2/23	72/0.95	63.5	87.1/0.97	72/0.98	81/25	80/0.98	82.6/0.98	2.94	66.44	69/2	72.5/4	71.5/11.5	82.5/9.5	86/9.5	23	89.439	
199	(31)	46	Emma Proscia McGough Academy : Mid Atlantic Region, USA	R	83.1/10	81.6/1	82/18	87.6/4.5	90.1/26	32.5	94.7/30	79.75/11	71.75/0.97	89/23.5	88.2/13	47.5	80	67/1	70/1	73/17.5	77/1	76/1	3	82.997	
162	(35)	47	Erin Burke Bell : Mid America Region, USA	R	81.9/1	79.6/0.98	75.5/1	85.65/0.98	86.4/12	2.98	92/6	83.5/30	83.5/37	86/4.5	90.5/33	69	71.98	71.5/5	72/2.5	63/1	78.5/1	86.7/12	8.5	80.482	
163	(40)	48	Emily Cashman Harney Pender Keady Academy : New England Region, USA	R	79.6/0.98	85/39.33	74.5/1	89.4/26	87.8/16.5	43.5	88/0.97	64.5/0.95	84.5/41	86.5/10	87.7/11	21.97	65.46	66.5/1	74.5/10.5	64/1	81.75/7	84/5	13	78.462	
106	(50)	49	Alyssa Conte Golding Academy : Mid Atlantic Region, USA	R	80.7/0.99	84.3/26	61/0.95	90/31	74/0.96	27.95	93.2/15	70/0.97	76.75/2	88.3/18	82.9/0.98	17.98	45.93	90.5/65	71.5/1	69.5/8	86.5/22.5	78/2	32.5	78.433	
189	(49)	50	Ciara Brady Campbell Brady Campbell : Mid America Region, USA	R	80.1/0.98	79.88/0.98	87/41	88.4/13	86.6/13	26.98	94.1/24	74.5/0.99	80.25/21	85.75/1	86.9/3	25	51.98	82/25.5	72/2.5	72/13.5	82.5/9.5	73/1	25.5	77.484	



## Final Result for Competition 24A : Girls Under 13 - A

WMH = World Medal Holder : OS = Overseas : WQ = World Qualifier : R = Recaller : Score = Judges marks : IP = Irish Points (Grid Score) : FTC = Failed To Complete


Card	Position @ recall	Final Place	Name/School	Status	ROUND 1 : Score/IP					1st Round Total (IP)	ROUND 2 : Score/IP					2nd Round total (IP)	Total IP for Rounds 1 & 2	ROUND 3 : Score/IP					3rd Round Total (IP) *	TOTAL IP *
					Christine Ayres	Helan Greene	Kimberley Lancaster	Sharon O'Brien	Julie Showalter-Marshall		Conor Ayres	Gerard Carroll	Maeve Croke	Caroline Greene-Parfery	Peg Griffiths			Megan Hickey	Miceal Hopkins	Stephen McAteer	Cian Nolan	Lisa Waites		
172	(47)	51	Brigid Ronan Ondrach Mulhern Geraghty : USA & Ireland	R	79.9/0.98	82.5/9	69.5/0.97	84.9/0.97	89.5/22	10.95	92.5/11	82/26	82.5/32	86/4.5	82/0.97	41.5	52.45	72/6	73/5.5	68/5	79/2	83.5/4	14.5	66.948
182	(52)	52	Katharine Faulkner Corda Mor : Mid America Region, USA	R	84.4/24	82.1/5	73/0.98	87.7/6	91.6/33	35	91.3/1	76.5/1	77/3	76/0.96	80.1/0.96	2.96	37.96	75/7	73/5.5	68.5/6	76/1	87/13	18.5	56.457
160	(53)	53	Karsyn Guerra Glencastle Irish Dancers : Mid America Region, USA	R	81/0.99	79.2/0.98	72.5/0.98	85.1/0.97	82.3/1	2.95	94.5/28	70/0.97	79/12.5	85/1	89.2/21	34.5	37.45	71/4	74/8.5	67.5/4	80/3	77/1	11	48.446
197	(54)	54	Cailin Holmes Walsh Kelley : Southern Region, USA		82.7/7	84.3/26	83.25/25	85.7/0.98	78.3/0.98	32.98	90.3/0.99	67/0.96	78.75/11	83/0.99	85.8/0.99	2.97	35.95							35.953
126	(55)	55	Haylee Ball Cornell : Eastern Region, Canada		79/0.97	82.9/13	71/0.97	86.2/0.99	79.2/0.99	2.95	94.6/29	80.25/15	74.5/0.99	88.1/17	78.1/0.95	32.99	35.94							35.936
194	(56)	56	Mia Patel Inis Cairde : Southern Region, USA		76.3/0.95	79.3/0.98	74.5/1	85.3/0.97	89.8/24	2.95	81.5/0.95	81.25/21.5	78.5/10	77/0.96	92.2/47	32.46	35.41							35.411
112	(57)	57	Avery Vanderveer Frank Doherty Petri : USA and Ireland		83.7/16	75.7/0.95	68/0.96	94/75	76/0.97	17.93	90.6/0.99	75/0.99	76/1	88.6/20	88.3/14	15.99	33.92							33.92
190	(58)	58	Aine Brossart Casey O'Loughlin : Western Region, Canada		84.5/25	81.9/3	84.25/31	86.7/0.99	76.3/0.98	28.99	87.5/0.97	68/0.96	76.5/1	86.1/8	83.5/0.98	2.95	31.94							31.942
212	(59)	59	Maeve O'Connell Forbes : New England Region, USA		84.6/26	80.9/0.99	73.25/0.99	89.35/25	83.2/1	26.99	86.5/0.96	60/0.95	81.25/26	80/0.98	81/0.97	2.91	29.9							29.902
105	(60)	60	Claire Ridings Yvonne Kelly Dance Academy : Eastern Region, Canada		78.3/0.96	84/22	70/0.97	89.6/27	71/0.95	23.93	83.1/0.96	69/0.97	70.5/0.97	78/0.97	82.2/0.98	2.9	26.83							26.834
108	(61)	61	Aubrey Jett Blackbird Academy : Mid America Region, USA		74/0.95	75.3/0.95	59/0.95	83/0.95	70.6/0.95	2.84	93.3/16	78.25/6	75.75/1	79.5/0.98	92.3/50	23	25.84							25.838
113	(62)	62	Laura Minnock River City : Western Region, Canada		73.6/0.95	82.7/11	74/0.99	83.4/0.95	84/3.5	5.44	90.8/0.99	79.8/12	77.75/6	72/0.95	91.2/38	18.99	24.43							24.433
130	(63)	63	Senya Kero Drake : Southern Region, USA		78.3/0.96	76.9/0.96	69/0.97	86.8/0.99	83.2/1	2.92	92.2/8	81.8/25	68/0.95	87/12.5	80.4/0.97	21.47	24.39							24.388
128	(64)	64	Shealyn Morse Francis Academy : Mid Atlantic Region, USA		80/0.98	85.5/65	71.5/0.97	87.4/1	88.6/19	20.98	89.2/0.97	65.9/0.95	67.75/0.95	75/0.95	78.7/0.95	2.86	23.84							23.84
140	(65)	65	Bridget Oik Lavin-Cassidy : Mid America Region, USA		83.8/17.5	84.6/32	73/0.98	87.2/1	71/0.95	19.48	87/0.96	77/1	73/0.98	86/4.5	80/0.96	2.94	22.42							22.425
204	(66)	66	Greta Schuknecht Inishfree : Southern Region, USA		79.4/0.97	81.25/1	74/0.99	88.5/14.5	78/0.98	2.97	93.4/17	76/1	72.25/0.98	85/1	88.7/17	18.99	21.96							21.96
185	(67)	67	Meg McDonough Richens/Timm : Mid America Region, USA		81.6/1	83.3/17	82.5/21.5	85.5/0.98	79.8/0.99	18.99	89.5/0.98	69.5/0.97	69.5/0.96	84.5/0.99	87.1/5.5	2.94	21.92							21.925
168	(68)	68	Maggie Rochford Rince Na Tiarna : Mid Atlantic Region, USA		80.2/0.99	83.2/16	61/0.95	84.4/0.96	71.5/0.95	2.9	90.2/0.98	77/1	71.5/0.97	90/32	88.5/15.5	17.48	20.38							20.381
153	(69)	69	Mary Grace Dobie O'Shea : Mid America Region, USA		79.9/0.98	80/0.99	83.5/26.5	88.2/11	83.9/2	13.99	91/0.99	75/0.99	70.5/0.97	79/0.98	79.1/0.96	2.93	16.92							16.916
191	(70)	70	Jacqueline Dubois Murphy Academy : New England Region, USA		77.3/0.96	82.3/7	73/0.98	83.3/0.95	84.8/10	8.94	85.5/0.96	69.75/0.97	75.25/0.99	75/0.95	86.1/1	2.92	11.86							11.863
211	(71)	71	Emma Tully O'Dwyer : New England Region, USA		82.2/3	81.1/0.99	82.25/20	86.35/0.99	75/0.96	4.98	90.4/0.99	71/0.98	77.25/4	87.5/16	86.4/1	5.99	10.97							10.968
183	(72)	72	Fallon Hughes Culkin : Southern Region, USA		82.4/5	80.6/0.99	77.5/6.5	86.9/1	83.8/1	7	88.4/0.97	75.5/0.99	73.75/0.99	77.5/0.97	86/1	2.95	9.94							9.9425
215	(73)	73	Dakota Hulse Kinsella : Mid America Region, USA		81.2/1	80.5/0.99	76/2.5	87.45/2	91.2/30	5.5	89.1/0.97	77.5/2.5	70/0.96	78/0.97	87.2/7	4.44	9.94							9.9395
196	(74)	74	Kourtney Malone Jordan Hunt : Mid Atlantic Region, USA		80.4/0.99	78.1/0.97	73/0.98	84.6/0.96	71.6/0.95	2.92	90.1/0.98	70.1/0.98	77.5/5	86/4.5	85.1/0.99	6.47	9.39							9.388
159	(75)	75	Hadley Streich Burke Connolly Academy : Southern Region, USA		81.7/1	76/0.95	86/37	87.5/3	82.8/1	5	91.5/1	79/9	75/0.99	82/0.99	85.7/0.99	2.99	7.98							7.981



## Final Result for Competition 24A : Girls Under 13 - A

WMH = World Medal Holder : OS = Overseas : WQ = World Qualifier : R = Recaller : Score = Judges marks : IP = Irish Points (Grid Score) : FTC = Failed To Complete

Card	Position @ recall	Final Place	Name/School	Status	ROUND 1 : Score/IP					1st Round Total (IP)	ROUND 2 : Score/IP					2nd Round total (IP)	Total IP for Rounds 1 & 2	ROUND 3 : Score/IP					3rd Round Total (IP) *	TOTAL IP *
					Christine Ayres	Helan Greene	Kimberley Lancaster	Sharon O'Brien	Julie Showalter-Marshall		Conor Ayres	Gerard Carroll	Maeve Croke	Caroline Greene-Parfery	Peg Griffiths			Megan Hickey	Miceal Hopkins	Stephen McAteer	Cian Nolan	Lisa Waites		
174	(76)	76	Sophie Moran Flynn : Mid Atlantic Region, USA		80.5/0.99	77.8/0.97	74.5/1	85.8/0.98	89.6/23	2.97	91.5/1	73/0.98	79.75/17.5	85.2/1	86.7/2	4	6.97							6.9655
171	(77)	77	Rebecca McEnany Legacy Irish Dance Academy : Southern Region, USA		81.1/0.99	77.3/0.96	74.5/1	88.9/20	82.2/1	2.98	80.5/0.95	70.5/0.98	80.75/24	78/0.97	85.1/0.99	2.94	5.92							5.9205
200	(78)	78	Marie Humbert Rince Na Tiarna : Mid Atlantic Region, USA		80.5/0.99	80.8/0.99	71.5/0.97	86.5/0.99	72.6/0.96	2.95	90.9/0.99	75.75/1	72.75/0.98	78/0.97	79/0.96	2.94	5.9							5.897
165	(79)	79	Shay Spanier Celtic Academy : Mid America Region, USA		79.8/0.98	78.6/0.97	71.5/0.97	87.3/1	73/0.96	2.93	90.2/0.98	78/4.5	70.25/0.96	83/0.99	85.5/0.99	2.97	5.89							5.8915
138	(80)	80	Ella Yerkes Clan Rince : Western Region, USA		78.4/0.96	77.7/0.97	82/18	86.4/0.99	76.6/0.98	2.93	91.4/1	77.1/1	75/0.99	77/0.96	80.2/0.97	2.96	5.89							5.887
201	(81)	81	Elise Bachman Bell : Mid America Region, USA		80.3/0.99	77.1/0.96	74.75/1	86.3/0.99	74/0.96	2.94	89.9/0.98	77.5/2.5	71.25/0.97	82/0.99	79.8/0.96	2.94	5.87							5.874
158	(82)	82	Sydney Johnson Emerald Isle : Mid Atlantic Region, USA		80/0.98	75/0.95	67/0.96	83.9/0.96	79/0.99	2.9	85/0.96	72/0.98	78/7.5	84/0.99	86.5/1	2.97	5.87							5.871
137	(83)	83	Samantha Welch Short : Mid Atlantic Region, USA		82/2	79/0.98	69/0.97	84.2/0.96	77.7/0.98	2.92	92.3/9	75.5/0.99	69/0.96	79/0.98	80.3/0.97	2.94	5.86							5.857
169	(84)	84	Julia Salazar Scariff Lockier Leonelli : Southern Region, USA		81.2/1	76.7/0.96	77.5/6.5	84/0.96	76/0.97	2.92	88.5/0.97	75/0.99	69.75/0.96	78/0.97	87.1/5.5	2.93	5.85							5.8545
103	(85)	85	Eden Hartwick Legacy Irish Dance Academy : Southern Region, USA		80.3/0.99	82.6/10	62/0.95	87/1	73/0.96	2.94	89.6/0.98	66.75/0.95	71.5/0.97	82/0.99	79.7/0.96	2.91	5.85							5.8535
207	(86)	86	Abigail Ernst Doherty Petri : USA and Ireland		82.3/4	76.7/0.96	70/0.97	85/0.97	76/0.97	2.91	89.3/0.98	65/0.95	73.25/0.98	83/0.99	83.9/0.98	2.94	5.85							5.851
202	(87)	87	Olive Kincaid McKeever : Western Region, USA		81.4/1	81.2/0.99	69/0.97	85.4/0.98	87/14.5	2.97	82/0.96	70/0.97	68.5/0.95	80/0.98	78.6/0.95	2.88	5.85							5.847
132	(88)	88	Makenna Holloway McGing : Mid America Region, USA		78.7/0.97	84.5/30	73.5/0.99	85.6/0.98	72.6/0.96	2.93	91.4/1	74/0.99	69.75/0.96	77/0.96	79.5/0.96	2.91	5.84							5.8415
110	(89)	89	Liliana Longo Goulding : New England Region, USA		76/0.95	82.8/12	72/0.98	83.6/0.95	81.6/0.99	2.92	93.6/19	70.2/0.98	74/0.99	75/0.95	76.1/0.95	2.91	5.84							5.839
124	(90)	90	Emma Halpin Brady Academy : New England Region, USA		78.8/0.97	80.4/0.99	74/0.99	83.8/0.96	76/0.97	2.93	89.7/0.98	66.75/0.95	71.25/0.97	77/0.96	81.6/0.97	2.91	5.83							5.8305
205	(91)	91	Parker Coleman Cornell : Eastern Region, Canada		78.9/0.97	79.1/0.98	66/0.96	83.1/0.95	77/0.98	2.9	91.1/1	67.75/0.96	69.25/0.96	79/0.98	82.8/0.98	2.91	5.81							5.8135
206	(92)	92	Violet Walter Blakey : Western Region, Canada		79.9/0.98	76.3/0.95	62/0.95	84.1/0.96	75/0.96	2.88	86/0.96	68.75/0.96	74.75/0.99	81/0.98	85.2/0.99	2.94	5.81							5.812
125	(93)	93	Anna Lynch Bell : Mid America Region, USA		77.6/0.96	76.2/0.95	83/23.5	82.8/0.95	77.7/0.98	2.89	90.9/0.99	75/0.99	72.75/0.98	74/0.95	78.4/0.95	2.92	5.81							5.8105
147	(94)	94	Eliza Curran Cassin : New England Region, USA		76.7/0.95	78.3/0.97	69/0.97	85.2/0.97	70/0.95	2.89	79/0.95	68/0.96	74/0.99	78/0.97	85/0.99	2.92	5.81							5.8055
123	(95)	95	Lilly Campbell Craoi na Tire : Mid America Region, USA		78.3/0.96	82.4/8	61/0.95	84.3/0.96	79/0.99	2.91	89.4/0.98	65.1/0.95	68.25/0.95	76/0.96	85.3/0.99	2.89	5.79							5.794
111	(96)	96	Nora Dejourmett Goode Academy : Southern Region, USA		75/0.95	75.8/0.95	63/0.95	87.6/4.5	72/0.95	2.86	89.8/0.98	73/0.98	68.75/0.95	77/0.96	84.1/0.98	2.93	5.79							5.785
109	(97)	97	Siobhan Bryowsky Clarkson : Mid America Region, USA		77.1/0.96	79.5/0.98	73/0.98	84.5/0.96	72/0.95	2.9	80.4/0.95	69.9/0.97	76.25/1	77/0.96	76.4/0.95	2.88	5.78							5.7835
179	(98)	98	Evelyn Cnuddle The Academy : Mid America and Western Australia		79.3/0.97	76.5/0.96	60/0.95	86/0.99	81.2/0.99	2.91	77.5/0.95	67.5/0.96	75.5/1	75/0.95	79.6/0.96	2.87	5.78							5.781
186	(99)	99	Magdalene Hensler-McGinnis District Academy : Southern Region, USA		79.6/0.98	77.9/0.97	72/0.98	83.5/0.95	73.1/0.96	2.9	84/0.96	67/0.96	66/0.95	76/0.96	81.1/0.97	2.87	5.78							5.7755
154	(100)	100	Meghan Bennett Kavanagh Porter Academy: USA and Ireland		77.7/0.96	75.2/0.95	71.5/0.97	85.4/0.98	77/0.98	2.91	77/0.95	66/0.95	69/0.96	76/0.96	82.5/0.98	2.87	5.77							5.774



## Final Result for Competition 24A : Girls Under 13 - A

WMH = World Medal Holder : OS = Overseas : WQ = World Qualifier : R = Recaller : Score = Judges marks : IP = Irish Points (Grid Score) : FTC = Failed To Complete

Card	Position @ recall	Final Place	Name/School	Status	ROUND 1 : Score/IP					1st Round Total (IP)	ROUND 2 : Score/IP					2nd Round total (IP)	Total IP for Rounds 1 & 2	ROUND 3 : Score/IP					3rd Round Total (IP) *	TOTAL IP *
					Christine Ayres	Helan Greene	Kimberley Lancaster	Sharon O'Brien	Julie Showalter-Marshall		Conor Ayres	Gerard Carroll	Maeve Croke	Caroline Greene-Parfery	Peg Griffiths			Megan Hickey	Miceal Hopkins	Stephen McAteer	Cian Nolan	Lisa Waites		
102	(101)	101	Madeleine Machida Gott-Hughton Academy : Western Region, Canada		68/0.95	81.3/1	59/0.95	85/0.97	81.2/0.99	2.91	83/0.96	65/0.95	66.5/0.95	76/0.96	82.1/0.97	2.86	5.77							5.769
151	(102)	102	Moira Dadekian The Kelly School of Irish Dance : New England Region, USA		74.5/0.95	77.2/0.96	67/0.96	84.8/0.97	72.3/0.96	2.88	78/0.95	69/0.97	70/0.96	68/0.95	88.5/15.5	2.88	5.75							5.752
181	(103)	103	Ava Baker Meghan Torno School : Mid America Region, USA		73/0.95	76.4/0.95	70/0.97	84.6/0.96	70.5/0.95	2.87	83/0.96	70/0.97	67.5/0.95	78/0.97	76/0.95	2.88	5.74							5.741
161	(104)	104	Charlotte O'Leary Whelan Academy : Western Region, USA		76.8/0.95	79.4/0.98	62.5/0.95	83.1/0.95	76/0.97	2.88	81/0.95	65/0.95	68/0.95	74/0.95	83/0.98	2.85	5.73							5.73
175	(105)	105	Nicole McDermott Foley Academy : Southern Region, USA		77.4/0.96	76.8/0.96	66/0.96	83.7/0.95	70/0.95	2.87	77/0.95	68/0.96	67/0.95	74/0.95	79.3/0.96	2.85	5.72							5.7205