




North American Irish Dance Championships 2023



Results for Competition 19B : Ladies Under 18 - B

Adjudicators

Round 1


Gerard Carroll
Michael Donnellan
Miceal Hopkins
Sarah Irwin-Groenewoud
Julie Showalter-Marshall

Round 2

Maureen Hamilton-Nelson
Sonia Leonard-Hanly
Cian Nolan
Karyn Oster
Debbie Trainor

Round 3


Denise Elebert
Jonathan McMorrow
Edward Murphy
Patricia Murphy
Ailis O'Dowda



Final Result for Competition 19B : Ladies Under 18 - B

WMH = World Medal Holder : OS = Overseas : WQ = World Qualifier : R = Recaller : Score = Judges marks : IP = Irish Points (Grid Score) : FTC = Failed To Complete


Card	Position @ recall	Final Place	Name/School	Status	ROUND 1 : Score/IP					1st Round Total (IP)	ROUND 2 : Score/IP					2nd Round total (IP)	Total IP for Rounds 1 & 2	ROUND 3 : Score/IP					3rd Round Total (IP) *	TOTAL IP *
					Gerard Carroll	Michael Donnellan	Miceal Hopkins	Sarah Inrhi-Groenevoud	Julie Showalter-Marshall		Maureen Hamilton-Nelson	Sonia Leonard-Henly	Cian Nolan	Karyn Oster	Debbie Trainor			Denise Elebert	Jonathan McMorrow	Edward Murphy	Patricia Murphy	Allis O'Dowda		
211	(1)	1	Lara Magee McNelis Cunningham : Cuige Uladh, Eire	OS	96.75/75	86/75	97/100	98/100	95.3/65	250	91.25/43	96/100	95.25/65	97/100	94/100	265	515	92/100	98/100	95/56	93/75	95/100	275	790
169	(2)	2	Lauren Woodbeck Knock O'Hogan Irish Dance : Western Region, Canada	WMH	97/100	79.5/41	90/56	95.5/60	94/53	169	94.5/75	94.75/60	96/100	89/43	92/75	210	379	90/60	94.5/75	98.25/100	83.1/27	89/56	191	570
152	(3)	3	Siohban Tomlinson Matterin : Western Region, Canada	WMH	96.5/65	83.5/60	95/75	96.5/65	91.2/33	190	94/65	95.25/65	94/48.5	91/45	91/65	178.5	368.5	88/53	92.75/60	94/53	82.8/24	94/75	166	534.5
124	(6)	4	Susan Roper Short : Eastern Region, Canada	WQ	92/53	82/48.5	81/25	95.2/56	95/60	157.5	93/56	90/28.5	93/42	92.5/56	82/39	137	294.5	86.75/50	89.5/41	97/65	86.5/50	91/65	165	459.5
132	(5)	5	Lillian Skidmore Wick : Western Region, USA	WQ	82.5/24.5	88/100	86/43	97/75	93.9/50	168	92.75/53	93.75/45	91.75/35	92.75/60	84/43	141	309	84.5/37.5	90/50	88.9/29	84.5/36	85.5/43	116.5	425.5
203	(4)	6	Eiise Weske Bellator Academy : Mid America Region, USA	WQ	88/43	83/54.5	85/41	91.5/39	94.2/56	138.5	91.5/45	95.5/75	95.5/75	94/75	85.5/50	200	338.5	79/3.5	89.7/43	88/26	87/56	71/1	72.5	411
142	(7)	7	Freya McMahon McGahan Lees : Southern Region, England	OS	90.5/45	84/65	83.5/37	80/1	98.5/100	147	93.5/60	94/48.5	91/31.5	86/36	81/36.5	121	268	83.25/34	89.8/47	98/75	86.2/47	84.5/37	131	399
244	(10)	8	Sarah Obbema Wilson-Bryson-Dennis School : Eastern Region, Canada	WQ	85.5/38	79.85/43	86.5/45	92.5/43	90.6/31	124	86.5/27	94/48.5	91.5/34	88.5/41	85/46	121	245	84/36	89/38	96/60	85.5/41	79.5/16	115	360
196	(8)	9	Katherine Mulhern Malloy Onórach Mulhern Geraghty : USA & Ireland	WQ	91.75/50	75.65/25.5	80.5/22	86.5/25	92/39	89.5	92/47	94.25/53	94.5/53	92.25/53	88/60	159	248.5	83.75/35	87.25/31.5	89.6/33	92/65	84.75/38	106	354.5
214	(9)	10	Melodie Kemp Watt : Western Region, Canada	WQ	81.5/19.5	80/45	90.5/60	94.5/50	93.2/43	138	81.5/3	91.25/35.5	93/42	87.5/38	81/36.5	110	248	86/45	88.25/36	92/43	81/12	75/7	91	339
150	(14)	11	Ava Pinckney Francis Academy : Mid Atlantic Region, USA	WQ	85/36.5	83/54.5	87/47	90.5/37	96.5/75	138.5	91/41	88.75/23	84/0.99	88/39	70/0.99	62.99	201.49	89/56	87.25/31.5	90.5/39	86.9/53	85.25/41	133	334.49
166	(13)	12	Charlotte McDaniel Murray Academy : New England Region, USA	WQ	91.5/47	76/32	81.5/28	92/41	90/27	101	88/33	90.5/31	86.5/12.5	92/50	83/41	105	206	86.25/47	88.75/37	90.25/38	85.4/39	87.5/50	124	330
215	(23)	13	Michaela Isaacson Short : Eastern Region, Canada	WQ	84.5/32.5	76.5/34	89.5/53	87.5/28.5	89.4/21	95	85.5/24	82.75/0.99	91/31.5	77/9	80/32	64.5	159.5	90.5/65	93.25/65	89.5/32	84/34	88/53	152	311.5
119	(11)	14	Haley Bruns The McLane School : Southern Region, USA	WQ	83/27	72.75/13.5	81/25	90/35.5	92.5/41	87.5	92.5/50	92.25/38	93.5/45	91.5/47	79/28.5	130	217.5	80.25/13.5	79.25/2	93/50	83.5/31	86/45	89.5	307
146	(18)	15	Fiona Shanley Drake : Southern Region, USA	WQ	95/60	70.75/1	82.5/33.5	87/26.5	91.3/34	94	85.75/25	92.75/41	92.5/38	81.75/23	76.5/21	86	180	85.5/43	89.75/45	89.3/31	85.8/43	82.75/28.5	117	297
207	(12)	16	Myra Grace Thompson Hughes-Farrelly : Mid America Region, USA	WQ	80.25/5.5	82/48.5	89/50	94/47	91.6/36	131.5	89.5/37	87/13	87/15.5	84.5/33	86.5/53	85.5	217	80/11.5	86/28	83/1	85/38	82/25	64.5	281.5
157	(21)	17	Lucy Reich Celtic Steps : Western Region, USA	WQ	80.75/11	76.65/35	81.5/28	87.5/28.5	91/32	88.5	95/100	89/24	89.5/26.5	80/18	79/28.5	79	167.5	91/75	84.5/25	92.5/47	84.3/35	78.5/14	107	274.5
123	(16)	18	Lucy Ferguson Watt : Western Region, Canada	WQ	84.25/31	75/23	80/18	89/33	93.5/45	87	79/0.98	94.5/56	92.5/38	83.25/28	80/32	98	185	80.75/16.5	89.4/39	84.7/5	95/100	82.5/27	82.5	267.5
180	(19)	19	Carra Hurley Gott-Hughton Academy : Western Region, Canada	WQ	94/56	78/38	83/35.5	90/35.5	93.7/47	120.5	81/1	91.25/35.5	86/9.5	84/31	74/12	52.5	173	84.75/39	82.1/16	89.8/35	83.4/30	82.75/28.5	93.5	266.5
202	(17)	20	Abby Hennessy Goggin-Carroll : Eastern Region, Canada	R	79.8/1	75.75/28	78/5	89.5/34	84/0.99	34	90.5/39	93.5/43	94/48.5	93/65	87/56	147.5	181.5	78/1	86.75/29	86/18	90/60	84/35	82	263.5
191	(22)	21	Mary Lake Michael Patrick Gallagher : Western Region, USA	R	84.5/32.5	77/37	81/25	86/23.5	88/16	81	90/38	88.5/20.5	95/58	76/6	78/25.5	84	165	82/23	87/30	89.7/34	83.6/32	84.25/36	96	261
239	(15)	22	Miriam Miller-Friday Tara : Western Region, USA	R	83.75/29	76.85/36	83/35.5	82.5/10	91.6/36	100.5	88.5/35	90.75/32.5	88.5/20.5	82/24	80/32	88.5	189	80/11.5	83.5/23	86.5/22	80.9/11	80/18.5	52	241
136	(29)	23	Jolene Harvey Scoil Rince Saisrise : Mid Atlantic Region, USA	R	81.25/17.5	74/20	79/11	81/3.5	89.7/23.5	48.5	82.5/8.5	91.75/37	87/15.5	82.25/25	81.5/38	77.5	126	84.5/37.5	88/35	86.1/19	82.5/22	90/60	94.5	220.5
237	(20)	24	Dara Gadbois McInerney : New England Region, USA	R	80.8/13.5	75.75/28	84.5/39	80.2/1	91.7/38	79.5	87.5/31	89.5/26	86.25/11	84.25/32	80.5/34.5	89	168.5	78.5/1	81.8/14	88.5/28	80.4/6	85/39	48	216.5
205	(31)	25	Jessie Armstrong Cleary : Western Region, USA	R	82/22.5	74.35/21	92/65	82.5/10	83.6/0.99	53.5	84.5/19	88.25/19	88.5/20.5	81.5/22	76/19.5	59	112.5	77/0.99	91.5/56	89/30	86/45	79/15	90	202.5



Final Result for Competition 19B : Ladies Under 18 - B

WMH = World Medal Holder : OS = Overseas : WQ = World Qualifier : R = Recaller : Score = Judges marks : IP = Irish Points (Grid Score) : FTC = Failed To Complete


Card	Position @ recall	Final Place	Name/School	Status	ROUND 1 : Score/IP					1st Round Total (IP)	ROUND 2 : Score/IP					2nd Round total (IP)	Total IP for Rounds 1 & 2	ROUND 3 : Score/IP					3rd Round Total (IP) *	TOTAL IP *
					Gerard Carroll	Michael Donnellan	Miceal Hopkins	Sarah Inrhi-Groenewoud	Julie Showalter-Marshall		Maureen Hamilton-Nelson	Sonia Leonard-Henly	Cian Nolan	Karyn Oster	Debbie Trainor			Denise Elebert	Jonathan McMorrow	Edward Murphy	Patricia Murphy	Allis O'Dowda		
182	(25)	26	Annabelle McGinnity Rochester Academy : Mid Atlantic Region, USA	R	80.8/13.5	75.75/28	80/18	85.5/22	90.3/29	68	89/36	89.75/27	88/19	83/27	77/22.5	76.5	144.5	82/23	77.6/0.99	86.2/20	83.3/29	77.5/12	55	199.5
140	(28)	27	Ene Wyndham McInerney : New England Region, USA	R	81.5/19.5	71/3.5	78/5	84.5/17.5	88.2/17	39.5	87.75/32	92.5/39	90.75/30	79.25/15	78.5/27	89	128.5	82.75/29.5	82/15	88.1/27	82.9/25	80/18.5	70.5	199
143	(32)	28	Mia Thomas Walton : New South Wales, Australia	R	80.25/5.5	70.5/1	79.5/14.5	85/20.5	88.8/19.5	39.5	84/16.5	90/28.5	95/58	77.5/11	69.5/0.99	56	95.5	81.5/20	82.75/19	91/41	84.6/37	87/47	98	193.5
151	(24)	29	Aine Louise Saunders McComomy-Bradley-Doherty : Cuige Uladh, Eire	R	84.75/34.5	76/32	74/0.98	75.2/0.97	88.8/19.5	52.48	87/29	91/34	82/0.98	87/37	85/46	100	152.48	81.25/19	77/0.99	85.8/16	81.2/14	74.5/6	36	188.48
116	(27)	30	Abby Deblasio Coyle : Mid Atlantic Region, USA	R	84.75/34.5	78.5/39	79/11	91/38	81/0.97	83.5	86.75/28	87.75/16.5	89/23.5	76.25/7	71.5/1	47	130.5	79.75/9.5	85/27	87/24	80.2/4	81/21	54.5	185
139	(30)	31	Millie Burnside Keegan Academy : North West Region, England	R	87/41	72/10	82/31	81.5/6	91.6/36	77	83.25/13	85.25/5	92.5/38	68/0.97	78/25.5	43.5	120.5	80.75/16.5	80/4	86.3/21	78.8/0.99	83.25/31.5	41.5	162
238	(26)	32	Isabella Girard Morse Academy : Mid Atlantic Region, USA	R	85/36.5	70.85/1	82.5/33.5	84.7/19	89.9/26	78.5	87.25/30	87.5/15	90.5/29	79.75/17	74.5/14	61	139.5	79.5/7	76.5/0.99	81.9/1	80.1/3	83/30	11	150.5
184	(40)	33	Molly Gilson Glencastle Irish Dancers : Mid America Region, USA	R	80.1/3	75.35/24	81.5/28	83/13	86.2/6	43	83/11.5	83/0.99	85.75/7.5	80.5/19	71/1	20	63	83/32	82.8/20	92.25/45	79.8/1	81.25/22	74	137
183	(38)	34	Kaela Meyer Richens/Timm : Mid America Region, USA	R	80.9/15	75.65/25.5	80.5/22	95/53	84.6/1	62.5	75.5/0.96	83.25/0.99	84.5/1	75.75/5	61/0.95	2.95	65.45	83/32	84.75/26	85.4/13	79.6/1	83.25/31.5	70.5	135.95
210	(36)	35	Kyra Sexton Kavanagh Porter Academy: USA and Ireland	R	76.5/0.99	72/10	82/31	84.5/17.5	86.8/9	36.5	83.5/14	85.5/6.5	89/23.5	79.5/16	65.5/0.97	36.5	73	77.5/0.99	81.75/13	90/37	83/26	81.5/23	62	135
106	(42)	36	Rachel Pollock Cashel Academy : Mid America Region, USA	R	84/30	76/32	75/0.98	80/1	84/0.99	31.99	82.5/8.5	86.5/11.5	87.25/17	73.75/1	72/2	22	53.99	85/41	90.75/53	85.9/17	82.6/23	67.5/0.99	81	134.99
158	(34)	37	Sophie Bonacci Jamieson : Mid Atlantic Region, USA	R	81.75/21	72/10	71/0.96	81.5/6	89.8/25	37	86/26	88/18	85.5/5.5	75/2	75/16	39.5	76.5	82.5/27.5	81.6/12	87.9/25	77.9/0.99	76.5/10	47	123.5
102	(39)	38	Emilie Hyllengren Cleary : Western Region, USA	R	86/39	70/1	68/0.93	93/45	87/10	50	79.25/0.99	86/9	85.25/3.5	71.25/0.99	80.5/34.5	13.49	63.48	83/32	80.1/5	83.4/1	82.2/21	77/11	37	100.48
133	(46)	39	Croi Rose Spillane Donny Golden : Mid Atlantic Region, USA	R	83.5/28	68/0.98	76.5/0.99	83/13	90.2/28	41.99	77.5/0.97	83.25/0.99	89.5/26.5	65.75/0.96	69.5/0.99	2.95	44.95	81.75/21	82.5/18	85.7/15	81.9/18	78/13	51	95.95
117	(33)	40	Kaitlin Kelly Haran : Western Region, USA	R	72/0.98	73/15	78/5	75/0.97	86/4.5	10.48	88.25/34	90.25/30	88.75/22	73.25/0.99	77.5/24	76	86.48	81/18	77.3/0.99	84.5/3	80.3/5	69.5/0.99	8.99	95.47
149	(58)	41	Marlena Berger Goodwin : Mid Atlantic Region, USA	R	73.75/0.98	67.5/0.98	79/11	88/30.5	78.7/0.97	12.96	77.5/0.97	84.75/2.5	84.25/0.99	74.75/1	73.5/9.5	4.49	17.46	82.75/29.5	87.5/33	86.7/23	79.7/1	81.75/24	76.5	93.96
118	(50)	42	Sara Galova Blakey O'Brien : Western Region, Canada	R	81/16	69.5/0.99	80/18	77/0.99	85.5/2	18.99	75/0.95	86.25/10	84/0.99	75.5/4	74/12	14.99	33.98	80.25/13.5	81.1/8	89.9/36	80.8/10	83.5/33	56.5	90.48
127	(57)	43	Peyton Clemons The O'Faolain Academy : Mid America Region, USA	R	79.5/1	71.5/6	78.5/8.5	86/23.5	83.6/0.99	15.5	78.5/0.98	84.25/1	84.75/1	72.75/0.99	73/7	2.99	18.49	82.25/25.5	81.5/10.5	84.6/4	83.9/33	82.25/26	62	80.49
160	(41)	44	Ava Rose O'Connor Golding Academy : Mid Atlantic Region, USA	R	80/2	73.25/16	72/0.97	88.5/32	87.6/15	33	83/11.5	87.75/16.5	81/0.98	78/12	67/0.97	24.48	57.48	78.75/2	79/1	85.6/14	81.8/17	73.5/4	20	77.48
199	(35)	45	Maeve Sexton Dillon-Gavin : Mid America Region, USA	R	80.6/9	75.85/30	80.5/22	88/30.5	81.7/0.98	61	81.25/1.5	89.25/25	75/0.95	77.25/10	71.5/1	12.5	73.5	73/0.99	84.25/24	70/0.99	79/1	72/1	2.98	76.48
113	(37)	46	Erin Mayn Kavanagh Porter Academy: USA and Ireland	R	82/22.5	65/0.96	76/0.99	76/0.98	80/0.97	2.94	80/0.99	90.75/32.5	89.25/25	85.75/35	74/12	69.5	72.44	82.5/27.5	78.5/1	83.8/1	78.5/0.99	70.5/1	3	75.44
164	(62)	47	Emma Engle Royal Academy : Southern Region, USA	R	70.25/0.97	72/10	72.5/0.97	81.5/6	76.2/0.95	7.94	79/0.98	78.75/0.97	74.5/0.94	85/34	69/0.98	2.93	10.87	82.25/25.5	83.25/22	85.1/10	81.3/15	83.75/34	62.5	73.37
200	(45)	48	Roberta Anne Dolan Loughran : North West Region, England	R	82.75/26	73.85/19	76/0.99	87/26.5	78/0.96	45.99	79.5/0.99	83.5/1	85/1.5	83.5/29	68.5/0.98	3.48	49.47	76.5/0.99	87.75/34	80/0.99	82/19	69/0.99	20.99	70.46
194	(56)	49	Mia Fritsch-Anderson Mullane Godley : Mid America Region, USA	R	79.25/1	71/3.5	75/0.98	82.5/10	82/0.98	5.48	78.5/0.98	86.5/11.5	83.5/0.99	79/14	69/0.98	13.47	18.95	79.5/7	82.25/17	85.3/12	83.2/28	79.75/17	46	64.95
227	(43)	50	Leah Nelson Realta : Cuige Uladh, Eire	R	82.5/24.5	70.75/1	77.5/1.33	76/0.98	89.6/22	24.33	74.75/0.95	85/4	92/36	81.25/21	70.5/0.99	25.99	50.32	79/3.5	79.75/3	85/8.5	80.5/7	72.5/2	13.5	63.82



Final Result for Competition 19B : Ladies Under 18 - B

WMH = World Medal Holder : OS = Overseas : WQ = World Qualifier : R = Recaller : Score = Judges marks : IP = Irish Points (Grid Score) : FTC = Failed To Complete


Card	Position @ recall	Final Place	Name/School	Status	ROUND 1 : Score/IP					1st Round Total (IP)	ROUND 2 : Score/IP					2nd Round total (IP)	Total IP for Rounds 1 & 2	ROUND 3 : Score/IP					3rd Round Total (IP) *	TOTAL IP *	
					Gerard Carroll	Michael Donnellan	Miceal Hopkins	Sarah Inrhi-Groenewoud	Julie Showalter-Marshall		Maureen Hamilton-Nelson	Sonia Leonard-Henly	Cian Nolan	Karyn Oster	Debbie Trainor			Denise Elebert	Jonathan McMorow	Edward Murphy	Patricia Murphy	Allis O'Dowda			
192	(44)	51	Maggie Grejda Goodwin : Mid Atlantic Region, USA	R	70.2/0.97	74.85/22	76.5/0.99	83.5/15	87.2/11	26.99	80.5/1	88.5/20.5	90/28	69.5/0.98	70/0.99	22.48	49.48	77.75/0.99	81.5/10.5	78/0.99	81.4/16	68.5/0.99	12.49	61.96	
217	(54)	52	Caileen Schywn The Academy : Mid America and Western Australia	R	76/0.99	65.75/0.97	76.5/0.99	73.5/0.96	86.3/7	2.95	84.5/19	80.5/0.98	78.5/0.96	63/0.94	75/16	17.94	20.89	82/23	83/21	80/0.99	81.1/13	74/5	39	59.89	
125	(53)	53	Molly Killian Burke : Mid America Region, USA	R	80.5/7.5	68/0.98	73/0.97	75.7/0.98	81/0.97	2.93	79/0.98	85.75/8	84.75/1	82.5/26	75/16	25	27.93	79.75/9.5	77.5/0.99	84.8/6	80.7/9	75.5/8	23	50.93	
197	(47)	54	Delaney Bundy Trigg Academy : Southern Region, USA	R	67/0.94	71/3.5	80.25/20	75/0.97	88.5/18	22.47	85/22	79.5/0.97	87.5/18	74/1	67.5/0.98	19.97	42.44	77.5/0.99	76/0.99	81.6/1	78.1/0.99	71.75/1	2.98	45.42	
209	(48)	55	Lauren Fitzgerald Diaga Irish Dance : Eastern Region, Canada	R	67/0.94	70/1	84/38	83/13	89.7/23.5	37.5	77.25/0.97	84.5/1	75.25/0.95	75.25/3	62/0.95	2.92	40.42	78.5/1	77.75/1	77/0.99	80/2	67/0.99	2.98	43.4	
130	(52)	56	Sarah Rice Brenyo Irish Dance : Eastern Region, Canada	R	80.75/11	67/0.97	82/31	82/8	86.7/8	27	82.75/10	81.5/0.99	79.5/0.97	69.25/0.97	67.5/0.98	2.94	29.94	79.25/5	78.25/1	84.9/7	80.6/8	71.5/1	13	42.93	
108	(49)	57	Sheila Eileen Tucker McNulty : Mid America Region, USA	R	78.5/1	60/0.93	71/0.96	70/0.94	75/0.95	2.85	84.5/19	80.25/0.98	86.5/12.5	70.5/0.98	75.5/18	31.48	34.33	77.25/0.99	75.5/0.99	76/0.99	76/0.99	66.5/0.99	2.97	37.29	
120	(51)	58	Payton Allan Knock O'Hogan Irish Dance : Western Region, Canada	R	70.5/0.97	69.75/0.99	68.5/0.94	81/3.5	90.5/30	5.47	81/1	80/0.98	91.25/33	66.5/0.96	77/22.5	24.47	29.94	78.25/1	78/1	84/2	75.4/0.99	76/9	3.99	33.93	
138	(55)	59	Natalie Hansen Carpenter Academy : Southern Region, USA	R	75.5/0.99	66/0.97	75.5/0.99	77.5/0.99	83/0.99	2.96	83.75/15	82.5/0.99	81.5/0.98	70/0.98	76/19.5	16.97	19.93	78/1	78.3/1	85.2/11	79.9/1	80.5/20	13	32.93	
228	(63)	60	Riley Anne Pecoraro Heritage Irish Dance Company : Mid Atlantic Region, USA	R	76/0.99	71.75/7	74.5/0.98	77.5/0.99	86/4.5	6.48	79.5/0.99	76.75/0.95	86/9.5	74.5/1	71/1	2.98	9.46	80.5/15	81/7	79/0.99	82.1/20	68/0.99	22.99	32.45	
222	(65)	61	Addisyn A. Duby An Clar : Mid Atlantic Region, USA	R	73/0.98	72/10	76/0.99	80.5/1.5	81.7/0.98	3.47	76.25/0.96	82.5/0.99	84.25/0.99	73/0.99	70/0.99	2.97	6.44	79.5/7	81.25/9	85/8.5	78/0.99	70/1	16.5	22.93	
213	(59)	62	Ellie Tapp AMDC : Southern Region, England	R	80.75/11	66.5/0.97	75.5/0.99	72.5/0.96	77/0.96	2.92	74.5/0.95	83.75/1	83/0.99	81/20	73.5/9.5	11.48	14.4	76.75/0.99	80.75/6	81/1	79.5/1	73/3	4.99	19.39	
137	(60)	63	Daphne Miller Tara : Western Region, USA	R	76/0.99	63/0.95	74.5/0.98	84/16	83.7/0.99	2.96	81.25/1.5	83/0.99	85.75/7.5	74.25/1	79.5/30	10	12.96	74/0.99	74/0.99	71/0.99	75.1/0.99	69.5/0.99	2.96	15.92	
223	(61)	64	Grace Mahan Irwin Academy : Mid America Region, USA	R	73.5/0.98	69/0.99	73.5/0.98	79/0.99	83.6/0.99	2.96	71.5/0.94	81.25/0.98	85.5/5.5	83.75/30	72/2	8.48	11.45	71.5/0.99	74/0.99	74/0.99	75/0.99	65/0.99	2.96	14.4	
226	(64)	65	Cecelia Medico Woods : New England Region, USA	R	68.25/0.95	67.5/0.98	78/5	77/0.99	79/0.97	2.93	72.75/0.94	79.25/0.97	85.25/3.5	69.75/0.98	73/7	5.45	8.38	77.75/0.99	77/0.99	72/0.99	75.5/0.99	66/0.99	2.97	11.34	
235	(66)	66	Caelan Pedersen McAleer-Paulson : Mid Atlantic Region, USA		68.75/0.95	66.65/0.97	79.5/14.5	80.5/1.5	82.5/0.98	3.46	78/0.98	87.25/14	78.5/0.96	68.25/0.97	71/1	2.94	6.4							6.4	
122	(67)	67	Avery Boeltd Hogan Irish Dance Academy : Mid America Region, USA		68.5/0.95	65.65/0.97	77/1	80/1	77/0.96	2.92	82.25/7	80.5/0.98	85/1.5	65.75/0.96	66.5/0.97	3.45	6.37							6.37	
170	(68)	68	Adalaina Chapman Brady Academy : Western Region, Canada		66.5/0.94	73.5/17	77.5/1.33	71/0.95	73/0.95	3.22	71/0.93	74/0.94	76.5/0.95	76.5/8	64/0.96	2.85	6.08							6.08	
168	(69)	69	Corinne Fogarty Baffa Academy : Southern Region, USA		79.75/1	72.75/13.5	70/0.95	78/0.99	85/1	2.99	81/1	73/0.93	77/0.96	72/0.99	73/7	2.94	5.93							5.93	
225	(70)	70	Elizabeth Nist Burke : Mid America Region, USA		80.2/4	68.5/0.99	74/0.98	73.5/0.96	82.6/0.98	2.95	78.25/0.98	82.25/0.99	83.25/0.99	78.5/13	70.5/0.99	2.97	5.92							5.92	
198	(71)	71	Langley Phillips Farrell : Mid Atlantic Region, USA		77.5/0.99	68/0.98	78.5/8.5	70.5/0.94	79.5/0.97	2.95	80.75/1	81.75/0.99	81.5/0.98	70.75/0.98	72.5/4.5	2.97	5.91							5.91	
144	(73)	72(T)	Lily Siniawski Kelly : Western Region, USA		78.75/1	68.65/0.99	73/0.97	77/0.99	83.2/0.99	2.96	79/0.98	85.5/6.5	82.25/0.98	65/0.95	66/0.97	2.94	5.9							5.9	
231	(72)	72(T)	Claire Hinkle Hooley School : Mid Atlantic Region, USA		69.2/0.96	68/0.98	75/0.98	77.2/0.99	87.3/13	2.96	76.75/0.97	80/0.98	84.5/1	68.75/0.97	71.5/1	2.94	5.9							5.9	
241	(74)	74	Dorothy McCarthy Goulding : New England Region, USA		68.75/0.95	69/0.99	77/1	80/1	79/0.97	2.95	76.5/0.97	76/0.95	78.25/0.96	72.25/0.99	72.5/4.5	2.92	5.87							5.87	
176	(75)	75(T)	Katie Meehan O'Shea-Chaplin : New England Region, USA		81.25/17.5	61.65/0.94	73.5/0.98	75/0.97	84.3/1	2.94	76.5/0.97	84/1	77.5/0.96	61/0.94	72/2	2.92	5.86							5.86	



Final Result for Competition 19B : Ladies Under 18 - B

WMH = World Medal Holder : OS = Overseas : WQ = World Qualifier : R = Recaller : Score = Judges marks : IP = Irish Points (Grid Score) : FTC = Failed To Complete


Card	Position @ recall	Final Place	Name/School	Status	ROUND 1 : Score/IP					1st Round Total (IP)	ROUND 2 : Score/IP					2nd Round total (IP)	Total IP for Rounds 1 & 2	ROUND 3 : Score/IP					3rd Round Total (IP) *	TOTAL IP *
					Gerard Carroll	Michael Donnellan	Miceal Hopkins	Sarah Inrhi-Groenevoud	Julie Showalter-Marshall		Maureen Hamilton-Nelson	Sonia Leonard-Henly	Cian Nolan	Karyn Oster	Debbie Trainor			Denise Elebert	Jonathan McMorrow	Edward Murphy	Patricia Murphy	Allis O'Dowda		
246	(76)	75(T)	Leah Nowak Francis Academy : Mid Atlantic Region, USA		70.1/0.97	65.35/0.96	76.5/0.99	70.2/0.94	85.8/3	2.92	71.75/0.94	80.75/0.98	83.75/0.99	70.25/0.98	66.5/0.97	2.93	5.86							5.86
105	(77)	77(T)	Shannon Ryan Connick Reid Academy : Southern Region, USA		80.5/7.5	62/0.94	70/0.95	75/0.97	82/0.98	2.9	80.25/0.99	78.5/0.96	86.75/14	67.75/0.97	68.5/0.98	2.94	5.84							5.84
208	(78)	77(T)	Fiona Grace Murray Academy : New England Region, USA		74/0.98	66/0.97	67/0.93	77.5/0.99	84.7/1	2.94	77.75/0.98	78/0.96	77.75/0.96	71.5/0.99	61.5/0.95	2.89	5.84							5.84
110	(80)	79(T)	Isabella Lemke Doherty Petri : USA and Ireland		76.5/0.99	63/0.95	70/0.95	85/20.5	78.5/0.96	2.91	77/0.97	81/0.98	79.5/0.97	71.75/0.99	63.5/0.96	2.92	5.83							5.83
131	(79)	79(T)	Emma Buyting Inis Cairde : Southern Region, USA		68.75/0.95	61.25/0.94	79.5/14.5	75/0.97	84.3/1	2.92	82/5.5	77/0.95	80.75/0.98	67/0.96	66/0.97	2.91	5.83							5.83
145	(81)	81(T)	Ellie Godsoe Rince Na Tiarna : Mid Atlantic Region, USA		74/0.98	65.65/0.97	72/0.97	75.5/0.98	76/0.95	2.91	66.75/0.92	79.5/0.97	76.75/0.95	72.25/0.99	70.5/0.99	2.92	5.82							5.82
187	(82)	81(T)	Kayla Coyle Donny Golden : Mid Atlantic Region, USA		71.5/0.97	70/1	79.5/14.5	72.5/0.96	76/0.95	2.93	77.25/0.97	73.25/0.93	77.5/0.96	72.5/0.99	65/0.96	2.89	5.82							5.82
234	(83)	83	Angelica Green Celtic Academy : Mid America Region, USA		70.2/0.97	67.65/0.98	77.5/1.33	72/0.95	72.3/0.94	2.9	74/0.95	84.75/2.5	74/0.94	69.25/0.97	69/0.98	2.91	5.81							5.81
155	(84T)	84(T)	Hallie Dapp Brimhall Academy : Western Region, USA		74.25/0.99	62.35/0.94	70.5/0.96	76.5/0.98	81.2/0.97	2.91	80/0.99	77.75/0.96	74/0.94	68/0.97	65/0.96	2.89	5.8							5.8
189	(85T)	84(T)	Aislin Travis Tara : Western Region, USA		75/0.99	73.75/18	72/0.97	79/0.99	83.2/0.99	2.97	74.5/0.95	77/0.95	83/0.99	59.75/0.93	58/0.93	2.84	5.8							5.8
232	(86)	84(T)	Eryn Cosgrove Ardan Academy : Mid America Region, USA		69.8/0.96	67/0.97	71/0.96	74.5/0.97	84/0.99	2.91	76/0.96	79.25/0.97	73.75/0.94	66/0.96	69.5/0.99	2.89	5.8							5.8
185	(87)	87	Rhiannon Farrar Inishfree : Southern Region, USA		70.1/0.97	68/0.98	77/1	71.5/0.95	81.7/0.98	2.93	77.5/0.97	73.5/0.93	75/0.95	73.5/1	60/0.94	2.86	5.79							5.79
112	(89)	88(T)	Madeline Curran Whelan Academy : Western Region, Canada		73/0.98	61.25/0.94	74/0.98	73/0.96	76/0.95	2.89	76/0.96	82/0.99	80.5/0.97	63.75/0.95	59/0.94	2.88	5.77							5.77
129	(90)	88(T)	Isabelle Raisty Murray Academy : New England Region, USA		73.5/0.98	60.25/0.93	71.5/0.96	70.5/0.94	80.2/0.97	2.88	75.25/0.96	81/0.98	81.25/0.98	65.25/0.96	61/0.95	2.89	5.77							5.77
181	(88)	88(T)	Alyssa Harlan Leneghan : Mid America Region, USA		67/0.94	66/0.97	69/0.94	74.5/0.97	82/0.98	2.88	76.25/0.96	78.25/0.96	80/0.97	70.5/0.98	62.5/0.96	2.9	5.77							5.77
236	(91)	91(T)	Abigail Mulhall Heavey Quinn : New England Region, USA		72/0.98	64.75/0.96	75.5/0.99	72.5/0.96	87.3/13	2.92	79.75/0.99	75.25/0.94	74.5/0.94	58.75/0.93	63/0.96	2.84	5.76							5.76
240	(92)	91(T)	Jane Konieczny Rince Na Tiarna : Mid Atlantic Region, USA		63.5/0.93	68/0.98	73.5/0.98	71.5/0.95	83.4/0.99	2.91	74.25/0.95	72.75/0.93	81.75/0.98	59.25/0.93	67/0.97	2.85	5.76							5.76
128	(93)	93	Eden Fitzpatrick The Academy : Mid America and Western Australia		69.75/0.96	59.65/0.92	72.5/0.97	74/0.96	77.5/0.96	2.89	71/0.93	79/0.97	82.75/0.99	61.75/0.94	61.5/0.95	2.86	5.75							5.75
135	(95)	94(T)	Delaney Warner Magennis Academy : Southern Region, USA		69.25/0.96	62.25/0.94	70.5/0.96	68.5/0.93	76/0.95	2.85	67/0.92	80.25/0.98	82.5/0.98	60/0.93	70/0.99	2.89	5.74							5.74
179	(94)	94(T)	Maeve Chmielewski The McLane School : Southern Region, USA		65/0.93	64.5/0.96	69.5/0.95	76/0.98	81.5/0.98	2.88	82/5.5	76.5/0.95	73.5/0.94	68.5/0.97	60.5/0.95	2.87	5.74							5.74
115	(98)	96(T)	Ryan Kaczynski Celtic Steps : Western Region, USA		69.5/0.96	61.75/0.94	71.5/0.96	68.7/0.93	70.5/0.94	2.84	84.75/21	78/0.96	79.75/0.97	64.75/0.95	63.5/0.96	2.89	5.73							5.73
173	(96)	96(T)	Molly Dillingham Cass-Barrington : Southern Region, USA		66.8/0.94	64/0.95	70/0.95	69/0.93	73/0.95	2.83	84/16.5	79.75/0.97	72.5/0.93	66.75/0.96	64.5/0.96	2.9	5.73							5.73
230	(97)	96(T)	Sahana Dunkley Young Academy : Eastern Region, Canada		68/0.95	66.45/0.97	71.5/0.96	70.5/0.94	71/0.94	2.85	73.25/0.95	76.5/0.95	79/0.97	67.5/0.97	64/0.96	2.88	5.73							5.73
154	(99)	99(T)	Keira Rheinheimer Early-McLoughlin : Mid Atlantic Region, USA		73.25/0.98	63.35/0.95	69.5/0.95	73/0.96	74.3/0.95	2.86	72/0.94	88.6/22	72/0.93	65/0.95	68/0.98	2.87	5.72							5.72
220	(101)	99(T)	Caitlin Foy Casey O'Loughlin : Western Region, Canada		62.25/0.92	63.5/0.95	72.5/0.97	75.5/0.98	73/0.95	2.86	73.5/0.95	77.5/0.96	82.5/0.98	64/0.95	60.5/0.95	2.85	5.72							5.72



Final Result for Competition 19B : Ladies Under 18 - B

WMH = World Medal Holder : OS = Overseas : WQ = World Qualifier : R = Recaller : Score = Judges marks : IP = Irish Points (Grid Score) : FTC = Failed To Complete

Card	Position @ recall	Final Place	Name/School	Status	ROUND 1 : Score/IP						1st Round Total (IP)	ROUND 2 : Score/IP						2nd Round total (IP)	Total IP for Rounds 1 & 2	ROUND 3 : Score/IP						3rd Round Total (IP) *	TOTAL IP *
					Gerard Carroll	Michael Donnellan	Miceal Hopkins	Sarah Inrhi-Groenevoud	Julie Showalter-Marshall	Maureen Hamilton-Nelson		Sonia Leonard-Henly	Cian Nolan	Karyn Oster	Debbie Trainor	Denise Elebert	Jonathan McMorrow			Edward Murphy	Patricia Murphy	Allis O'Dowda					
233	(100)	99(T)	Samantha Killimett Marie Moore : Mid Atlantic Region, USA		70.7/0.97	65/0.96	70/0.95	69.5/0.94	76.2/0.95	2.87	73.75/0.95	76.25/0.95	72.75/0.93	65.5/0.96	68/0.98	2.85	5.72								5.72		
175	(102)	102	Cate Matthews Teelin School : Southern Region, USA		65.5/0.93	63.65/0.95	68/0.93	74/0.96	82/0.98	2.85	77/0.97	79/0.97	68.5/0.93	60.5/0.93	61/0.95	2.85	5.7								5.7		
111	(104)	103(T)	Mazie O'Keefe Jordan Hunt : Mid Atlantic Region, USA		64.5/0.93	61/0.93	65.5/0.92	69/0.93	76.8/0.96	2.8	78.5/0.98	78.25/0.96	80.25/0.97	66.25/0.96	62.5/0.96	2.9	5.69								5.69		
148	(105)	103(T)	Nadia Cuthrell McCartyne Irish Dance : Mid America Region, USA		69/0.96	64.5/0.96	71/0.96	75.5/0.98	76.4/0.96	2.87	73/0.94	72.5/0.93	76/0.95	58/0.92	60/0.94	2.81	5.69								5.69		
172	(103)	103(T)	Moira McCardell Kristin Butke : Southern Region, USA		65.75/0.93	60.35/0.93	71.5/0.96	70/0.94	76.8/0.96	2.83	67/0.92	78.5/0.96	71.5/0.93	69/0.97	66/0.97	2.86	5.69								5.69		
134	(106)	106(T)	Abby Brady O'Shea-Chaplin : New England Region, USA		67.75/0.94	64.5/0.96	69.5/0.95	72/0.95	74/0.95	2.85	76.5/0.97	75.75/0.94	71.75/0.93	64.5/0.95	59/0.94	2.83	5.68								5.68		
141	(109T)	106(T)	Anya Spevacek O'Hara : Mid America Region, USA		72.5/0.98	57.5/0.92	69/0.94	75.5/0.98	72/0.94	2.86	66.5/0.92	76.25/0.95	80.5/0.97	63/0.94	57/0.93	2.82	5.68								5.68		
161	(108T)	106(T)	Megan Jones Kavanagh Porter Academy: USA and Ireland		68.25/0.95	71/3.5	68.5/0.94	76.5/0.98	72/0.94	2.87	69/0.93	77.25/0.95	67/0.92	62/0.94	59/0.94	2.81	5.68								5.68		
212	(110)	106(T)	Grace Fitzgerald Trinity Academy : Mid America Region, USA		70/0.97	64/0.95	73.5/0.98	68/0.93	65/0.92	2.85	78.75/0.98	70.5/0.92	78/0.96	62.5/0.94	57/0.93	2.83	5.68								5.68		
243	(111)	106(T)	Molly Murty Rochester Academy : Mid Atlantic Region, USA		69.8/0.96	63/0.95	69.5/0.95	71/0.95	87.3/13	2.86	72.25/0.94	74.75/0.94	75.75/0.95	62.25/0.94	58/0.93	2.82	5.68								5.68		
247	(107)	106(T)	Lillian Walrath Cashel Academy : Mid America Region, USA		68.8/0.96	64.65/0.96	78/5	69.5/0.94	79.2/0.97	2.88	70/0.93	73.75/0.93	79.25/0.97	60.75/0.94	56/0.92	2.8	5.68								5.68		
156	(112)	112	Kelsey Altemose McFadden Academy : New England Region, USA		69.5/0.96	65/0.96	69/0.94	72/0.95	69/0.93	2.86	75/0.95	75/0.94	69/0.93	60/0.93	60/0.94	2.82	5.67								5.67		
103	(114)	113(T)	Ellie Hall Scoil Rince Luimni : New England Region, USA		63/0.92	68/0.98	65/0.92	71/0.95	65/0.92	2.79	79.75/0.99	78.75/0.97	74.75/0.95	64.5/0.95	58/0.93	2.86	5.66								5.66		
177	(113)	113(T)	Jenna Scantlan Doherty Petri : USA and Ireland		66.75/0.94	67.25/0.98	69.5/0.95	71.5/0.95	69/0.93	2.83	74/0.95	72.5/0.93	65.5/0.92	71/0.98	62/0.95	2.83	5.66								5.66		
104	(115)	115	Honora Murphy Johnson : Eastern Region, Canada		70/0.97	58/0.92	66/0.92	68/0.93	72/0.94	2.79	85.25/23	75.75/0.94	78/0.96	64.25/0.95	59/0.94	2.86	5.65								5.65		
107	(116)	116	Caitlin Rose Bruscano Connolly Academy : New England Region, USA		69/0.96	59.25/0.92	67/0.93	67/0.92	68/0.93	2.78	81.75/4	77.25/0.95	79.25/0.97	62.75/0.94	56/0.92	2.86	5.64								5.64		
109	(117)	117(T)	Gianna Volpe The Irish Dance Company : Mid Atlantic Region, USA		68/0.95	57/0.92	70.5/0.96	67.5/0.93	69/0.93	2.8	71.25/0.93	75.5/0.94	74.25/0.94	67.25/0.97	60/0.94	2.83	5.63								5.63		
121	(118)	117(T)	Jayne Burke O'Hare School : Mid America Region, USA		67/0.94	64/0.95	66.5/0.93	67/0.92	69/0.93	2.8	73/0.94	77.5/0.96	80/0.97	58.5/0.92	58/0.93	2.83	5.63								5.63		
114	(119)	119(T)	Grace Wakley Possak Hampshire : Western Region, Canada		65/0.93	60.5/0.93	64/0.92	66.7/0.92	67/0.93	2.78	73/0.94	77.75/0.96	73.5/0.94	63.25/0.95	65.5/0.97	2.85	5.62								5.62		
167	(120)	119(T)	Sophia Motl O'Shea : Mid America Region, USA		68.2/0.95	61/0.93	67.5/0.93	70/0.94	72/0.94	2.81	76/0.96	71/0.92	71/0.93	70/0.98	56/0.92	2.81	5.62								5.62		
195	(121)	119(T)	Emma Cronin Brady Academy : New England Region, USA		68.5/0.95	61.35/0.94	68/0.93	74.5/0.97	68/0.93	2.82	75.75/0.96	71.75/0.93	73/0.94	61.5/0.94	56/0.92	2.8	5.62								5.62		
126	(124)	122(T)	Allison Wagner Dwyer : Mid America Region, USA		62.5/0.92	59.85/0.93	72/0.97	71/0.95	67/0.93	2.8	68.5/0.93	74.25/0.94	77.25/0.96	58.25/0.92	60/0.94	2.81	5.61								5.61		
229	(123)	122(T)	Brandie Bolton Wick : Western Region, USA		67.2/0.94	69.65/0.99	68/0.93	69/0.93	69/0.93	2.81	70.75/0.93	71.5/0.92	72.75/0.93	60.25/0.93	63/0.96	2.8	5.61								5.61		
245	(122)	122(T)	Beth Schelp Steel : Western Region, Canada		60/0.92	65.65/0.97	66/0.92	70/0.94	69.7/0.94	2.8	78.5/0.98	71.25/0.92	74.25/0.94	63.5/0.95	57/0.93	2.82	5.61								5.61		
159	(125)	125	Abigail Rose O'Sullivan Heritage Irish Dance Company : Mid Atlantic Region, USA		67.5/0.94	60.65/0.93	67.5/0.93	67.5/0.93	77/0.96	2.81	66/0.92	74.5/0.94	76/0.95	59.5/0.93	57/0.93	2.8	5.6								5.6		



Final Result for Competition 19B : Ladies Under 18 - B

WMH = World Medal Holder : OS = Overseas : WQ = World Qualifier : R = Recaller : Score = Judges marks : IP = Irish Points (Grid Score) : FTC = Failed To Complete

Card	Position @ recall	Final Place	Name/School	Status	ROUND 1 : Score/IP					1st Round Total (IP)	ROUND 2 : Score/IP					2nd Round total (IP)	Total IP for Rounds 1 & 2	ROUND 3 : Score/IP					3rd Round Total (IP) *	TOTAL IP *
					Gerard Carroll	Michael Donnellan	Miceal Hopkins	Sarah Inrín-Groenevoud	Julie Showalter-Marshall		Maureen Hamilton-Nelson	Sonia Leonard-Hanly	Cian Nolan	Karyn Oster	Debbie Trainor			Denise Elebert	Jonathan McMorrow	Edward Murphy	Patricia Murphy	Allis O'Dowda		
193	(126)	126	Mackenzie Marvich Dwyer : Mid America Region, USA		64/0.93	63.35/0.95	69/0.94	68.5/0.93	65/0.92	2.8	70.5/0.93	72.25/0.93	75.5/0.95	59/0.93	58/0.93	2.79	5.59							5.59
174	(128T)	127(T)	Maeve Moran Eilish Sullivan : Mid America Region, USA		64.5/0.93	63.5/0.95	67.5/0.93	71.5/0.95	67/0.93	2.81	73/0.94	72/0.93	62/0.92	57/0.92	57/0.93	2.77	5.58							5.58
219	(127T)	127(T)	Mallory O'Brien Corda Mor : Mid America Region, USA		65.25/0.93	60.5/0.93	68.5/0.94	73/0.96	72/0.94	2.81	68.5/0.93	74.25/0.94	67.5/0.92	57.5/0.92	56/0.92	2.77	5.58							5.58
206	(129)	129	Sarah Degnan Bell : Mid America Region, USA		64/0.93	62/0.94	67/0.93	66.7/0.92	66/0.92	2.78	72.5/0.94	70.75/0.92	66.5/0.92	61.25/0.94	56/0.92	2.78	5.56							5.56
186	(130)	130	Cady Johnson Malone Academy : Western Region, USA		62/0.92	59.85/0.93	66.5/0.93	66.7/0.92	60/0.92	2.77	68/0.93	73.75/0.93	68/0.93	59/0.93	59/0.94	2.79	5.55							5.55