




# North American Irish Dance Championships 2023



## Results for Competition 19A : Ladies Under 18 - A

### Adjudicators

#### *Round 1*


**Maureen Hamilton-Nelson**  
**Sonia Leonard-Hanly**  
**Cian Nolan**  
**Karyn Oster**  
**Debbie Trainor**

#### *Round 2*

**Isabella Fogarty**  
**Peg Griffiths**  
**Michael Toal**  
**Claire Usher-McMorrow**  
**Lisa Waites**

#### *Round 3*


**Gerard Carroll**  
**Michael Donnellan**  
**Miceal Hopkins**  
**Sarah Irwin-Groenewoud**  
**Julie Showalter-Marshall**



## Final Result for Competition 19A : Ladies Under 18 - A

WMH = World Medal Holder : OS = Overseas : WQ = World Qualifier : R = Recaller : Score = Judges marks : IP = Irish Points (Grid Score) : FTC = Failed To Complete


Card	Position @ recall	Final Place	Name/School	Status	ROUND 1 : Score/IP					1st Round Total (IP)	ROUND 2 : Score/IP					2nd Round total (IP)	Total IP for Rounds 1 & 2	ROUND 3 : Score/IP					3rd Round Total (IP) *	TOTAL IP *
					Maureen Hamilton-Nelson	Sonia Leonarch-Hanly	Cian Nolan	Karyn Oster	Debbie Trainer		Isabella Fogarty	Peg Griffiths	Michael Toal	Claire Usher-McMorrow	Lisa Waites			Gerard Carroll	Michael Donnellan	Micéal Hopkins	Sarah Inwira-Groenewoud	Julie Showalter-Marshall		
128	(1)	1	Sofia Rose Martin Kelly Hendry : North East Region, England	OS	94/100	95.75/65	93.5/75	96/75	91/100	250	97.5/100	93.5/65	96/100	97/100	95/75	275	525	94.75/65	85/50	95/65	95.5/60	96/75	190	715
216	(2)	2	Bella Rogers The Academy : Mid America and Western Australia	WMH	93.5/75	96.25/100	90.5/48.75	98/100	89/65	240	95/56	91/43	90.5/65	93.75/60	94/60	176	416	96/100	90/75	86/39	98/100	92.4/45	220	636
154	(4)	3	Erin Dixon Harney Pender Keady Academy : New England Region, USA	WMH	93/65	96/75	94/100	94.5/56	81/36.5	196	95.5/60	93/60	88/47	96/75	91.5/37.5	167	363	95.5/75	94/100	96/75	97/75	97/100	250	613
200	(3)	4	Lizzie Anderson McGahan Lees : Southern Region, England	OS	90.75/50	94/51.5	92.5/65	86.5/23	83/44	145.5	97/75	95/100	94/75	95/65	96/100	250	395.5	90.5/51.5	70.5/1	80/25	92/35	82/8	68	463.5
243	(6)	5	Kassidy McGlynn Inishfree : Mid Atlantic Region, USA	WQ	91/53	92.5/40	90.5/48.75	92.75/43	81.5/38.5	131.75	96/65	92.5/56	89/56	92.75/47	91.5/37.5	159	290.75	80/28.5	84/43	88/47	95/53	94.2/60	143	433.75
138	(9)	6	Trinity Erin Woelms Walton : New South Wales, Australia	OS	84/20.5	95/56	91/56	95/65	80/34	146	82.75/1	90.5/41	80/11	91.6/32.5	90.7/32	75.5	221.5	87.5/45	89/65	96.5/100	95.2/56	95/65	186	407.5
181	(7)	7	Ava Leddy Scoil Rince Saoirse : Mid Atlantic Region, USA	WQ	90.5/47	94/51.5	90/42	90.5/34	81/36.5	125.5	91/43	94/75	74/0.98	93/53	91/35	131	256.5	90.5/51.5	84.25/45	91/53	93.5/41	92.7/47	143.5	400
137	(5)	8	Louise Sanders McGahan Lees : Southern Region, England	OS	92/60	95.5/60	89.5/39	87.5/26	90/75	159	92.5/51.5	92.4/53	89.5/60	89.7/8	92.75/45	149.5	308.5	81.75/35	76.25/16	87/43	91.2/34	83.6/14	85	393.5
239	(8)	9	Priscilla Smedley Michael Patrick Gallagher : Western Region, USA	WQ	89.75/41	93.25/43	83.75/13.5	94.75/60	88/60	144	86.75/18.5	87.8/33	83/26	93.25/56	89.75/25	84	228	91.5/56	88/60	83/34	90/29	93/50	140	368
116	(10)	10	Ella Bahna Hogan Irish Dance Academy : Mid America Region, USA	WQ	83/15.5	91/34	85/23	92/39	79/30.5	87.5	90.5/41	89.7/38	88.5/51.5	91.8/36.5	94.5/65	130.5	218	82.25/37	86/56	80.5/27	91/33	90/37	107	325
244	(13)	11	Shylah Wells Triggle Academy : Southern Region, USA	WQ	82.75/13.5	92.5/40	86.5/30.5	91.25/37	81.5/38.5	106	88.5/29	90.1/39	83.5/29.5	92.25/41	86.5/1	97.5	203.5	87/41	79.85/31	82/31.5	94.7/50	85/22.5	103.5	307
123	(14)	12	Raeann Montanio Celtic Steps : Western Region, USA	WQ	88/37	91.25/35	80/0.98	91/36	84/47	108	85.25/10	87.4/30	77.5/2.5	92.8/50	93/50	90	198	80.25/30	77.75/21	81/28.5	94.5/47	91.3/39	97.5	295.5
186	(12)	13	Niamh Barrios Clann Lir Academy : New England Region, USA	WQ	83.25/17	90/27.5	90/42	92.5/41	85.5/53	110.5	87.5/22	88/34	86/41	90.75/23.5	92/39	96.5	207	77.75/18	77.5/20	85.5/38	85.7/22	91.7/41	80	287
222	(11)	14	Luci Acuna Cass-Barrington : Southern Region, USA	WQ	83.75/19	92/38	92/60	94.25/53	79.5/32	123	88.2/28	85.4/17	85.5/38	91/25.5	90.75/33	86.5	209.5	78.5/22	79.5/30	76.5/13.5	85/19	93.4/53	71	280.5
184	(15)	15	Cara Kinney Donny Golden : Mid Atlantic Region, USA	WQ	88.5/38	86.5/8	90.5/48.75	84.5/18	86/56	104.75	80/0.98	89/37	83/26	90.25/17.5	90.8/34	77.5	182.25	87.25/43	71.85/1	86.5/41	90.2/30	86.2/26.5	97.5	279.75
226	(18)	16	Maggie McGovern DeNogla Academy : Mid Atlantic Region, USA	WQ	87.5/36	93.75/47	85.5/25.5	93.5/47	79/30.5	113.5	86.75/18.5	82.7/0.99	83/26	92.5/45	87/3	47.5	161	94/60	75.75/12.5	84/36	93/38	90.5/38	112	273
127	(21)	17	Sydney Brief Mullane Godley : Mid America Region, USA	WQ	85.5/28.5	90/27.5	83/8	94/50	85/50	106	88.75/31	86.1/24	73/0.97	88.25/0.99	88.2/14	38.99	144.99	88/47	76.5/17	85/37	96/65	89.8/36	120	264.99
188	(17)	18	Keira Gentilucci McInerney : New England Region, USA	WQ	85.25/27	91.75/37	89/38	82.5/13	75.5/21	85	89/33	87.5/31	84.5/34	90/13	88/12	77	162	70.4/1	83.25/39	89/50	89.2/28	86.8/28	95	257
179	(27)	19	Kara Carr Erickson Academy : Mid America Region, USA	WQ	86.25/32	89/19.5	86/27.5	91.5/38	71/1	79	81.75/0.99	85/13	70.5/0.95	91.25/27.5	93.5/56	41.49	120.49	82/36	85.25/53	93/56	92.2/36	88.8/34	125	245.49
126	(23)	20	Natalie Grace DeNogla Academy : Mid Atlantic Region, USA	WQ	86/31	91.5/36	84/16	93/45	80/34	101	85.5/11.5	86.5/26	71/0.96	92.3/43	85.2/0.99	38.49	139.49	85/39	78.5/26	80/25	92.5/37	92/43	102	241.49
248	(16)	21	Soren Winheim Fisher-McLeod : Western Region, USA	WQ	89/39	88.75/17.5	90.5/48.75	67.75/0.97	72.5/8	64.5	89.25/34	91.7/45	86.5/44	92/38.5	90/28	116.5	181	78/19.5	80.5/33	76/11	75.2/0.99	85.3/24	54.5	235.5
133	(22)	22	Lily Sebastian Kavanagh Porter Academy: USA and Ireland	WQ	90/43	88/14	87/32	80.25/8	83/44	89	85.75/13.5	76.9/0.93	84/31.5	91.8/36.5	87.3/6	51	140	78/19.5	76/14.5	94/60	94.2/45	84.7/21	85.5	225.5
198	(19)	23	Emma Stucki Harney Pender Keady Academy : New England Region, USA	R	84.75/24	89.5/23.5	84.5/20.5	77.25/1	75/19.5	63.5	92.5/51.5	83.5/1	86.5/44	90.5/21	89/20	85	148.5	78.6/23	78.25/23	82.5/33	82.2/11	79.3/4	57	205.5
233	(24)	24	Kaden LeChase Rochester Academy : Mid Atlantic Region, USA	R	84/20.5	88.75/17.5	88/34.5	90.75/35	69/0.98	72.5	79.25/0.97	85.2/15	84.5/34	91.75/34.5	88.25/15.5	64.5	137	81.5/33.5	70/0.99	78/20.5	84/15	87/29.5	65	202
143	(40)	25	Katelyn Maguire O'Shea-Chaplin : New England Region, USA	R	80/1.33	88.5/16	82.5/3.5	86/22	70/0.99	20.83	81.75/0.99	88.1/35	83.5/29.5	90.2/16	88/12	57.5	78.33	76.25/15	83.5/41	87.5/45	84.7/18	94/56	104	182.33



## Final Result for Competition 19A : Ladies Under 18 - A

WMH = World Medal Holder : OS = Overseas : WQ = World Qualifier : R = Recaller : Score = Judges marks : IP = Irish Points (Grid Score) : FTC = Failed To Complete


Card	Position @ recall	Final Place	Name/School	Status	ROUND 1 : Score/IP				1st Round Total (IP)	ROUND 2 : Score/IP				2nd Round total (IP)	Total IP for Rounds 1 & 2	ROUND 3 : Score/IP					3rd Round Total (IP) *	TOTAL IP *		
					Maureen Hamilton-Nelson	Sonia Leonard-Hanly	Cian Nolan	Karyn O'Ster		Debbie Trainer	Isabella Fogarty	Peg Griffiths	Michael Toal			Claire Usher-McMorrow	Lisa Waites	Gerard Carroll	Michael Donnellan	Micéal Hopkins			Sarah Inwiri-Groenewoud	Julie Showalter-Marshall
157	(38)	26	Erin Gannon The Academy : Mid America and Western Australia	R	76.5/0.98	90.25/29.5	83.5/11.5	89/29	74.5/17.5	58	80/0.98	81.9/0.98	82/20	87.5/0.98	89/20	21.96	79.96	80/28.5	80.85/34	83.5/35	90.5/31	86.2/26.5	93.5	173.46
173	(44)	27	Madison King Dwyer : Mid America Region, USA	R	90.25/45	89.75/25.5	83.75/13.5	87.25/25	73/11	64	81/0.98	82.6/0.99	73.5/0.98	88.25/0.99	82/0.97	2.95	66.95	83/38	84.95/47	82/31.5	90.7/32	83.4/12	101.5	168.45
164	(42)	28	Madeleine Hughes Wilson-Bryson-Dennis School : Eastern Region, Canada	R	83.5/18	89/19.5	84.5/20.5	89.5/30	76/22.5	62.5	84/6	83.3/1	75.5/0.99	90.75/23.5	83.5/0.98	7.98	70.48	81.5/33.5	81.65/36	80/25	93.2/39	84.6/20	94.5	164.98
156	(26)	29	Emily Hannon McNulty : Mid America Region, USA	R	74.25/0.97	87.75/13	76.5/0.96	79/3	74/15.5	16.97	84/6	92/47	84/31.5	91/25.5	93/50	104	120.97	77.5/17	71/1	76.5/13.5	87.5/27	83/10.5	41	161.97
197	(32)	30	Tierney Folmar Murray Academy : New England Region, USA	R	80.75/5	84.5/1	86.25/29	85.5/21	77/25.5	51.5	82.7/1	84.3/6	81/14.5	91.75/34.5	90/28	48.5	100	75.75/13	82/37	81/28.5	84.2/16	81/7	57.5	157.5
151	(25)	31(T)	Annis Beaupre Short : Eastern Region, Canada	R	91.5/56	93.5/45	88.5/36.5	90/32	71.5/2	113.5	91.5/45	80.1/0.96	74.5/0.98	90/13	87/3	16.98	130.48	69.9/0.99	72.65/2	78/20.5	86.2/24	68/0.98	23.49	153.97
245	(20)	31(T)	Caitlyn White Hunt : Southern Region, USA	R	81.75/9	82.5/0.99	80.5/0.99	54.25/0.92	77.5/27	10.98	89.5/36	92.2/50	88.5/51.5	88.25/0.99	93/50	136	146.98	73/5	74.25/6	73.5/1	76.2/0.99	71/0.99	6.99	153.97
215	(31)	33	Isabella Blaskovich Watt : Western Region, Canada	R	85/25.5	83.25/0.99	85.5/25.5	84.75/19	72.5/8	52.5	89.75/37.5	85.1/14	69.5/0.94	89.5/6.5	90.25/30	50.5	103	77/16	83/38	72.5/0.99	81.5/8	84/17	41	144
224	(33)	34	Clara Bennett Carle : Mid Atlantic Region, USA	R	82.75/13.5	84/1	84.25/18.5	83.25/15	77/25.5	47	84.25/8	84.8/11	82.5/22.5	90.25/17.5	92.5/43	51	98	79/26	74/5	77/16	86/23	72.5/0.99	44	142
118	(34)	35	Paige Lockhart Doherty Petri : USA and Ireland	R	85/25.5	90.75/32.5	86/27.5	83/14	78/28	81	80/0.98	80.8/0.97	81.5/17	86.4/0.97	87.8/10	11.95	92.95	78.25/21	75/8	75/5	86.5/25	83.6/14	43	135.95
145	(28)	36	Ana Victoria Diaz Celtica Dance Academy : Mexico	R	82.5/12	89.75/25.5	81/0.99	73/0.99	67.5/0.98	13.98	92/47	87.7/32	85.5/38	89.9/11	91.2/36	106	119.98	69.8/0.99	64/0.99	71.5/0.99	73/0.98	71.7/0.99	2.96	122.94
114	(39)	37	Allie Schmitzer O'Shea : Mid America Region, USA	R	78/0.99	78.75/0.97	82/1.33	88/27	75/19.5	21.82	87.75/25	79.2/0.95	80/11	91.6/32.5	89.2/22	58	79.82	75.5/12	70.25/1	75/5	87/26	87.8/32	43	122.82
210	(35)	38	Bridget Colatruccio The McLane School : Southern Region, USA	R	77/0.98	89.5/23.5	88.5/36.5	79.5/5	70.5/0.99	29.49	87.75/25	87.1/27	76/0.99	89.5/6.5	92.3/41	58.5	87.99	76/14	78/22	75/5	76/0.99	83/10.5	29.5	117.49
229	(29)	39	Brenna Pipkin Hoooley School : Mid Atlantic Region, USA	R	85.5/28.5	80.5/0.98	84/16	70.75/0.98	72/5	21.98	89.3/35	86.2/25	82/20	92/38.5	89.5/23.5	83.5	105.48	74/7.5	74.5/7	72/0.99	77.5/0.99	77.8/1	8.99	114.48
212	(61)	40	Katherine Rossiter Short : Eastern Region, Canada	R	79/0.99	87/10	81.25/0.99	81.5/10	72/5	15.99	81.75/0.99	80.6/0.97	70/0.95	87/0.97	79/0.96	2.9	18.89	81/32	81/35	74.5/2.5	94/43	86/25	92	110.89
207	(30)	41	Colleen Clark McFadden Academy : New England Region, USA	R	84.25/22	84.25/1	88/34.5	89.75/31	68/0.98	54	89.75/37.5	84.7/10	81.5/17	89.25/3.5	89.5/23.5	50.5	104.5	71/1	80/32	73/1	77/0.99	72/0.99	2.99	107.48
221	(52)	42	Lauren Mortimer Sue Fay Healy : Eastern Region, Canada	R	79.5/1	89.25/21.5	87.5/33	71.25/0.98	73/11	33.5	75.25/0.94	81.8/0.98	80/11	88/0.99	78.5/0.95	2.92	36.42	80.5/31	78.5/26	75.5/8	79/1	87/29.5	63.5	99.92
195	(46)	43	Emma Mahoney Rince Na Tiarna : Mid Atlantic Region, USA	R	86.75/34	90.75/32.5	84/16	72.5/0.99	73.5/13.5	62	83.5/3	80.4/0.97	69/0.94	89/1.5	84.5/0.99	3.46	65.46	71.1/1	76.85/18	75.5/8	81/6.5	89.2/35	32.5	97.96
177	(37)	44	Mia Gallagher Clark Academy : Mid America Region, USA	R	87/35	78.75/0.97	75.75/0.96	90.25/33	69/0.98	34.95	86/15	82.2/0.98	82.5/22.5	89.75/9.5	90.5/31	47	81.95	72/4	75.5/10	72/0.99	79.2/1	84.3/19	15	96.95
117	(48)	45	Nicola Potter Cass-Barrington : Southern Region, USA	R	71.5/0.95	86.25/6.5	74/0.95	69.5/0.98	69/0.98	2.91	87.5/22	79.8/0.96	85.5/38	91.3/29	81/0.97	51.97	54.88	71.25/1	78.35/24	74/1	85.5/21	84/17	39	93.88
204	(41)	46	Scarlett Quinn Houston : Western Region, Canada	R	82.25/11	90.25/29.5	83/8	68.75/0.97	80/34	48.5	84/6	85.3/16	69.5/0.94	88.5/0.99	88.5/17.5	22.99	71.49	79.5/27	75.5/10	71/0.99	80.5/4.5	74/1	15.5	86.99
106	(36)	47	Fiona Tran Healy : Western Region, USA	R	81/6	79/0.97	65/0.92	60/0.94	66/0.97	2.89	88.75/31	85.6/19	84.5/34	91.5/31	87/3	81	83.89	69.5/0.99	68/0.99	74/1	79.5/1	85/22.5	2.99	86.87
225	(45)	48	Marcie Waites Realta : Cuige Uladh, Eire	R	79.25/1	81.5/0.99	84.25/18.5	79.25/4	76/22.5	23.5	87.5/22	85.7/20	76.5/1	88.75/1	90/28	43	66.49	70.25/0.99	76/14.5	79/23	75.5/0.99	71/0.99	16.48	82.98
111	(47)	49	Mackenzie Preece Kelly Flynn : Mid Atlantic Region, USA	R	72/0.95	90.5/31	76/0.96	87/24	82/41	55.96	80/0.98	81.7/0.98	75.5/0.99	90/13	84/0.99	2.95	58.91	70/0.99	78.5/26	72/0.99	81/6.5	82.5/9	16.49	75.41
162	(59)	50	Margaret Claire Buttignol Bell : Mid America Region, USA	R	84.5/23	78.25/0.97	81.75/1	88.5/28	67/0.97	24.97	82.25/1	82.9/0.99	72.5/0.97	90.5/21	85/0.99	2.98	27.95	71.8/3	77/19	77.5/18.5	82.5/12	83.6/14	44.5	72.45



## Final Result for Competition 19A : Ladies Under 18 - A

WMH = World Medal Holder : OS = Overseas : WQ = World Qualifier : R = Recaller : Score = Judges marks : IP = Irish Points (Grid Score) : FTC = Failed To Complete


Card	Position @ recall	Final Place	Name/School	Status	ROUND 1 : Score/IP					1st Round Total (IP)	ROUND 2 : Score/IP					2nd Round total (IP)	Total IP for Rounds 1 & 2	ROUND 3 : Score/IP					3rd Round Total (IP) *	TOTAL IP *
					Maureen Hamilton-Nelson	Sonia Leonard-Hanly	Cian Nolan	Karyn O'Ster	Debbie Trainor		Isabella Fogarty	Peg Griffiths	Michael Toal	Claire Usher-McMorrow	Lisa Waites			Gerard Carroll	Michael Donnellan	Micéal Hopkins	Sarah Inwiri-Groenewoud	Julie Showalter-Marshall		
141	(43)	51	Eleanor Smith Corda Mor : Mid America Region, USA	R	85.75/30	81/0.98	81.5/1	69/0.97	65/0.96	2.95	87.75/25	83.8/1	83/26	90.1/15	89.8/26	66	68.95	70.1/0.99	65/0.99	73.5/1	78.5/1	87.2/31	2.99	71.94
104	(49)	52	Felicia FitzGerald Michael Patrick Gallagher : Western Region, USA	R	74/0.96	77/0.96	68/0.93	75/1	68/0.98	2.9	84.75/9	85.8/21	82/20	90.5/21	79/0.96	50	52.9	78.75/24.5	69/0.99	75.5/8	82/10	76.5/1	19	71.9
241	(54)	53	Julia Ryan McCarron Heritage Irish Dance Company : Mid Atlantic Region, USA	R	83/15.5	76.75/0.96	82/1.33	82.25/12	71.5/2	15.33	83.25/2	87.2/28	81.5/17	88.75/1	83/0.98	20	35.33	70.25/0.99	75.75/12.5	77.5/18.5	80.5/4.5	88/33	35.5	70.83
136	(51)	54	Caroline Haines Cleary : Western Region, USA	R	74.5/0.97	79.75/0.98	79/0.98	71/0.98	60.5/0.95	2.92	83.75/4	84.2/5	85/36	91.4/30	81.4/0.97	39	41.92	73.5/6	78.95/29	74.25/1	83.5/14	78.7/2	22	63.92
163	(50)	55	Tara King Halloran : New South Wales, Australia	R	86.5/33	87.25/11	86.5/30.5	54/0.92	71/1	42.5	85.5/11.5	83.7/1	76.5/1	86.5/0.97	81/0.97	2.96	45.46	70.2/0.99	75.5/10	81.5/30	80/3	74.2/1	14	59.46
101	(57)	56	Reilly Gareau Burke Connolly Academy : Southern Region, USA	R	73/0.96	89.25/21.5	75/0.96	85/20	70/0.99	21.95	85.75/13.5	84.4/7	77.5/2.5	86.5/0.97	85/0.99	10.49	32.44	74/7.5	63/0.98	78.5/22	83/13	73/0.99	21.49	53.93
209	(56)	57	Elizabeth Casey Johnston : Mid Atlantic Region, USA	R	72.5/0.96	77.75/0.96	82.75/5.5	73.25/0.99	62/0.95	2.91	88.75/31	87.3/29	69/0.94	85.25/0.94	86/1	30.94	33.85	75/11	65/0.99	76/11	75/0.99	76/1	12.98	46.83
161	(67)	58	Anna Tigner Possak Hampshire : Western Region, Canada	R	70/0.94	85.75/4	76.25/0.96	80/7	78.5/29	11.96	78/0.96	79/0.95	74/0.98	88.25/0.99	83/0.98	2.92	14.88	74.75/10	78.85/28	76/11	81.7/9	72.2/0.99	30	44.88
170	(65)	59	Bridie Kilroy Burke : Mid America Region, USA	R	76.25/0.98	85.25/2	83.5/11.5	82/11	65.5/0.97	13.98	78.5/0.97	78.6/0.95	72/0.97	86.75/0.97	78/0.95	2.88	16.86	69.7/0.99	73.35/4	77/16	85.2/20	79.7/5	25	41.86
149	(62)	60	Emma O'Connell Hession : Cuige Chonnacht, Eire	R	72.75/0.96	86.75/9	73/0.95	81/9	72/5	14.96	77.25/0.95	76.2/0.93	76.5/1	88.9/1	88.25/15.5	2.95	17.9	78.75/24.5	70.65/1	77/16	79.7/2	79/3	21	38.9
110	(53)	61	Aisling McLaughlin Dunleavy Boyle Academy : New England Region, USA	R	82/10	86.25/6.5	77/0.97	70/0.98	73/11	17.48	86.25/16	81.1/0.97	83/26	87.25/0.98	86.5/1	17.97	35.45	74.5/9	70/0.99	72.5/0.99	78/1	74.2/1	2.99	38.44
146	(55)	62	Molly McCullough Clann Lir Academy : New England Region, USA	R	72.25/0.95	83.5/0.99	79.5/0.98	67.5/0.97	63/0.96	2.91	86.5/17	85.9/22	79/9	89.4/5	79.75/0.96	31	33.91	70.3/1	66/0.99	71/0.99	75.7/0.99	84/17	2.97	36.88
105	(58)	63	Emerson Graham Harney Pender Keady Academy : New England Region, USA	R	70/0.94	80/0.98	70/0.93	64/0.96	67/0.97	2.87	79.25/0.97	83.9/2	78.5/8	91.25/27.5	88.5/17.5	27.5	30.37	70/0.99	67.5/0.99	74.5/2.5	84.5/17	72.9/0.99	4.48	34.85
230	(60)	64	Claire Stickland Wilson-Bryson-Dennis School : Eastern Region, Canada	R	76.5/0.98	85/1	85/23	73.75/0.99	68/0.98	2.97	78.25/0.96	84.6/9	81/14.5	89.75/9.5	79/0.96	19.46	22.44	71.5/2	68.25/0.99	71.5/0.99	76.5/0.99	70/0.99	2.97	25.41
174	(63)	65	Cailin Miller Boland : Mid Atlantic Region, USA	R	78.25/0.99	87.5/12	79.5/0.98	84/17	60.5/0.95	13.97	77.25/0.95	88.8/36	72.5/0.97	87.75/0.98	77/0.95	2.91	16.88	69.6/0.99	73/3	70.5/0.98	78/1	73/0.99	2.98	19.85
183	(64)	66	Miyuu Tani Inishfree : Southern Region, USA	R	74.75/0.97	74.5/0.95	85/23	74.5/0.99	69.5/0.99	2.95	76/0.94	84.9/12	72.5/0.97	85.75/0.95	89/20	13.92	16.87	69/0.98	72.25/1	71/0.99	74/0.99	80.6/6	2.97	19.84
167	(66)	67	Katherine Bone Baffa Academy : Southern Region, USA	R	64/0.92	78.5/0.97	77.25/0.97	57.5/0.93	60/0.94	2.84	80/0.98	84/3	80.5/13	88/0.99	87.5/8.5	12.49	15.33	68/0.98	62.5/0.98	70.5/0.98	73/0.98	68/0.98	2.95	18.28
153	(68)	68	Catherine Murphy Early-McLoughlin : Mid Atlantic Region, USA		75.5/0.97	72.5/0.94	81.5/1	73.5/0.99	71/1	2.96	90/39	82/0.98	78/6	87/0.97	83/0.98	7.96	10.92							10.92
102	(69)	69	Alexina Peckinpaugh McFadden Academy : New England Region, USA		66/0.93	84.75/1	72/0.94	67/0.97	59/0.94	2.84	88/27	82.9/0.99	78/6	85.5/0.95	83.5/0.98	7.97	10.82							10.82
166	(70)	70(T)	Molly McNab Blakey O'Brien : Western Region, Canada		81.5/8	78/0.97	82.75/5.5	63.5/0.96	70.5/0.99	7.46	76/0.94	78.7/0.95	76/0.99	85.75/0.95	86.5/1	2.89	10.35							10.35
187	(71)	70(T)	Savannah Carranza McKeever : Western Region, USA		80.25/3	88.25/15	82.5/3.5	60.75/0.95	56/0.92	7.45	80.5/0.98	81.2/0.97	70/0.95	83.5/0.93	83/0.98	2.9	10.35							10.35
223	(72)	72	Clare Borman Corda Mor : Mid America Region, USA		76/0.98	86/5	81.75/1	67.25/0.97	74.5/17.5	6.97	83/1	83.4/1	78/6	87.5/0.98	86.2/1	2.99	9.97							9.97
182	(73)	73	Maura Curtis Blackbird Academy : Mid America Region, USA		80.5/4	78/0.97	68/0.93	70.5/0.98	60/0.94	2.89	79.75/0.97	84.5/8	72/0.97	86/0.96	87/3	4.94	7.83							7.83
203	(74)	74	Kasdin Hamel Tara : Western Region, USA		76.75/0.98	80.5/0.98	79.25/0.98	83.5/16	63.5/0.96	2.94	87.25/20	82.5/0.99	77.5/2.5	88/0.99	81/0.97	4.47	7.42							7.42
147	(75)	75	Justine Borte McDonald : Mid Atlantic Region, USA		76/0.98	81.75/0.99	75.5/0.96	52/0.92	68.5/0.98	2.91	78.25/0.96	86/23	77.5/2.5	86.3/0.96	71/0.93	4.43	7.34							7.34



## Final Result for Competition 19A : Ladies Under 18 - A

WMH = World Medal Holder : OS = Overseas : WQ = World Qualifier : R = Recaller : Score = Judges marks : IP = Irish Points (Grid Score) : FTC = Failed To Complete


Card	Position @ recall	Final Place	Name/School	Status	ROUND 1 : Score/IP					1st Round Total (IP)	ROUND 2 : Score/IP					2nd Round total (IP)	Total IP for Rounds 1 & 2	ROUND 3 : Score/IP					3rd Round Total (IP) *	TOTAL IP *	
					Maureen Hamilton-Nelson	Sonia Leonard-Hanly	Cian Nolan	Karyn O'Ster	Debbie Trainor		Isabella Fogarty	Peg Griffiths	Michael Toal	Claire Usher-McMorrow	Lisa Waites			Gerard Carroll	Michael Donnellan	Miceal Hopkins	Sarah Inwin-Groenewoud	Julie Showalter-Marshall			
205	(76)	76	Caitlin Kelly Haley : New England Region, USA		72/0.95	76.25/0.96	78.25/0.98	62.25/0.95	70.5/0.99	<b>2.88</b>	81/0.98	84.1/4	72/0.97	89/1.5	79.5/0.96	<b>3.45</b>	<b>6.33</b>								<b>6.33</b>
206	(77)	77	Clara Kelley Bell : Mid America Region, USA		78/0.99	85.5/3	82/1.33	66.25/0.96	71/1	<b>3.32</b>	82/0.99	81.6/0.98	69/0.94	88.75/1	82.5/0.98	<b>2.95</b>	<b>6.27</b>								<b>6.27</b>
213	(78)	78	Emma Schmidt Dowds Irish Dance Academy : Mid America Region, USA		80/1.33	73.5/0.94	79.75/0.98	78.5/2	69/0.98	<b>3.3</b>	80/0.98	81.4/0.98	68.5/0.94	85.5/0.95	81/0.97	<b>2.9</b>	<b>6.19</b>								<b>6.19</b>
236	(79)	79	Mary D'Arcy O'Riada Manning : Mid America Region, USA		80/1.33	76/0.96	70/0.93	71.75/0.98	72.5/8	<b>3.27</b>	77.5/0.96	85.5/18	67.5/0.93	85.75/0.95	69/0.93	<b>2.84</b>	<b>6.11</b>								<b>6.11</b>
189	(80)	80	Rosie Love Mullane Godley : Mid America Region, USA		77.25/0.99	82.25/0.99	77.75/0.97	68.5/0.97	64.5/0.96	<b>2.93</b>	82/0.99	82.4/0.99	77/1	88.75/1	82/0.97	<b>2.98</b>	<b>5.9</b>								<b>5.9</b>
160	(81)	81	Eleanor Fitzpatrick Golding Academy : Mid Atlantic Region, USA		73/0.96	79.25/0.98	81.25/0.99	75.75/1	63.5/0.96	<b>2.93</b>	81/0.98	83.2/0.99	75/0.99	82/0.92	84/0.99	<b>2.96</b>	<b>5.89</b>								<b>5.89</b>
142	(82)	82	Caitlin Clare Covert Heritage Irish Dance Company : Mid Atlantic Region, USA		71.25/0.95	81.75/0.99	70.5/0.94	74/0.99	66/0.97	<b>2.9</b>	82/0.99	83.6/1	74.5/0.98	87.7/0.98	87.4/7	<b>2.97</b>	<b>5.88</b>								<b>5.88</b>
202	(83)	83	Colleen Barry Francis Academy : Mid Atlantic Region, USA		77.75/0.99	80.25/0.98	80.75/0.99	74.75/0.99	76.5/24	<b>2.97</b>	80/0.98	79.1/0.95	70.5/0.95	86.75/0.97	83/0.98	<b>2.9</b>	<b>5.87</b>								<b>5.87</b>
228	(84)	84(T)	Katie Conway Clann Lir Academy : New England Region, USA		79.75/1	74/0.95	83/8	76.75/1	70/0.99	<b>2.99</b>	79/0.97	79.6/0.96	70.5/0.95	85.25/0.94	79.5/0.96	<b>2.87</b>	<b>5.86</b>								<b>5.86</b>
247	(85)	84(T)	Sarah Haskins Bell : Mid America Region, USA		76.25/0.98	83/0.99	78/0.97	72.25/0.99	66.5/0.97	<b>2.94</b>	82/0.99	83.1/0.99	68/0.93	87.75/0.98	76/0.94	<b>2.92</b>	<b>5.86</b>								<b>5.86</b>
168	(86)	86	Claire Lauer The Davidson Academy : Eastern Region, Canada		78.5/0.99	76.5/0.96	81/0.99	66.5/0.96	71.5/2	<b>2.95</b>	75/0.94	79.5/0.96	73.5/0.98	87.25/0.98	80/0.97	<b>2.9</b>	<b>5.85</b>								<b>5.85</b>
246	(87)	87	Sarah Barberian Goulding : New England Region, USA		77.5/0.99	82/0.99	78.5/0.98	79.75/6	67.5/0.98	<b>2.95</b>	78/0.96	81.5/0.98	76.5/1	85.25/0.94	78/0.95	<b>2.89</b>	<b>5.84</b>								<b>5.84</b>
194	(88)	88	Kimberly Harvey Cleary : Western Region, USA		74/0.96	78.25/0.97	78.5/0.98	62.75/0.95	58.5/0.93	<b>2.88</b>	82.25/1	80.7/0.97	71/0.96	87.25/0.98	87.5/8.5	<b>2.94</b>	<b>5.83</b>								<b>5.83</b>
112	(89)	89	Sophia Louise Savage McGrath Morgan Academy : Southern Region, USA		71/0.95	77.75/0.96	76.5/0.96	68/0.97	65/0.96	<b>2.89</b>	82.25/1	80.9/0.97	71/0.96	86.25/0.96	83/0.98	<b>2.92</b>	<b>5.81</b>								<b>5.81</b>
185	(90)	90(T)	Clara Wicks Malone Academy : Western Region, USA		78.75/0.99	79.75/0.98	83.25/10	65.5/0.96	62/0.95	<b>2.93</b>	78.5/0.97	79.3/0.96	72.5/0.97	85.5/0.95	76.5/0.95	<b>2.87</b>	<b>5.8</b>								<b>5.8</b>
220	(91)	90(T)	Faith Rainis An Clar : Mid Atlantic Region, USA		81.25/7	77.5/0.96	80.75/0.99	69.25/0.97	69.5/0.99	<b>2.95</b>	76.5/0.95	77.8/0.94	70/0.95	85.5/0.95	82/0.97	<b>2.85</b>	<b>5.8</b>								<b>5.8</b>
120	(92)	92(T)	Shannon Hughes Kelly Academy : Southern Region, USA		75/0.97	74/0.95	77.5/0.97	78/1	64/0.96	<b>2.9</b>	78.75/0.97	80/0.96	76.5/1	85.3/0.95	79/0.96	<b>2.89</b>	<b>5.79</b>								<b>5.79</b>
191	(95)	92(T)	Clara O'Brien O'Shea-Chaplin : New England Region, USA		75/0.97	74.75/0.95	76.75/0.97	70.25/0.98	62.5/0.96	<b>2.89</b>	76/0.94	80.3/0.97	75/0.99	82.5/0.92	84/0.99	<b>2.89</b>	<b>5.79</b>								<b>5.79</b>
193	(94)	92(T)	Caroline Rogan Onórach Mulhern Geraghty : USA & Ireland		65/0.92	76.5/0.96	80.25/0.99	56.25/0.93	63/0.96	<b>2.84</b>	81.5/0.99	77.5/0.94	71.5/0.96	88.5/0.99	88/12	<b>2.94</b>	<b>5.79</b>								<b>5.79</b>
196	(93)	92(T)	Mary Cronin Driscoll School : Mid America Region, USA		72/0.95	74.25/0.95	69.5/0.93	57.25/0.93	62.5/0.96	<b>2.83</b>	81.3/0.99	82.3/0.99	74.5/0.98	87.5/0.98	87/3	<b>2.96</b>	<b>5.79</b>								<b>5.79</b>
190	(96)	96	Kerry Bresnahan Doherty Petri : USA and Ireland		75.75/0.98	82.75/0.99	76.75/0.97	59.75/0.94	65.5/0.97	<b>2.91</b>	78/0.96	78.4/0.95	69.5/0.94	87.75/0.98	80.5/0.97	<b>2.87</b>	<b>5.78</b>								<b>5.78</b>
237	(97)	97	Alyssa O'Keefe Heavey Quinn : New England Region, USA		79/0.99	83.75/1	77.25/0.97	65.75/0.96	61.5/0.95	<b>2.93</b>	78.75/0.97	80.2/0.96	69.5/0.94	85/0.94	66/0.92	<b>2.85</b>	<b>5.77</b>								<b>5.77</b>
139	(99)	98(T)	Emma Conroy Watters : Southern Region, USA		77/0.98	78.5/0.97	80.5/0.99	65/0.96	61/0.95	<b>2.91</b>	77/0.95	75.8/0.92	73.5/0.98	86.1/0.96	72/0.94	<b>2.85</b>	<b>5.76</b>								<b>5.76</b>
159	(98)	98(T)	Caitlin Conneely Griffith Academy : New England Region, USA		73.75/0.96	75.75/0.95	77/0.97	61.5/0.95	64/0.96	<b>2.88</b>	77/0.95	83/0.99	73/0.97	83/0.93	79/0.96	<b>2.88</b>	<b>5.76</b>								<b>5.76</b>
135	(101)	100(T)	Mary Orlando McTeggart : Western Region, USA		71.75/0.95	72.25/0.94	71/0.94	62/0.95	62/0.95	<b>2.84</b>	78/0.96	81.3/0.98	72.5/0.97	86.3/0.96	79.3/0.96	<b>2.9</b>	<b>5.73</b>								<b>5.73</b>



## Final Result for Competition 19A : Ladies Under 18 - A

WMH = World Medal Holder : OS = Overseas : WQ = World Qualifier : R = Recaller : Score = Judges marks : IP = Irish Points (Grid Score) : FTC = Failed To Complete

Card	Position @ recall	Final Place	Name/School	Status	ROUND 1 : Score/IP					1st Round Total (IP)	ROUND 2 : Score/IP					2nd Round total (IP)	Total IP for Rounds 1 & 2	ROUND 3 : Score/IP					3rd Round Total (IP) *	TOTAL IP *
					Maureen Hamilton-Nelson	Sonia Leonarch-Hanly	Cian Nolan	Karyn Oslter	Debbie Trainer		Isabella Fogarty	Peg Griffiths	Michael Toal	Claire Usher-McMorrow	Lisa Waites			Gerard Carroll	Michael Donnellan	Miceal Hopkins	Sarah Inwin-Groenewoud	Julie Showalter-Marshall		
144	(100)	100(T)	Claire Crawford Tara : Western Region, USA		65/0.92	73.25/0.94	74.5/0.95	51/0.92	59/0.94	2.8	76/0.94	82.1/0.98	74/0.98	86.7/0.97	84.2/0.99	2.93	5.73							5.73
232	(102)	100(T)	Erin Locke Richens/Timm : Mid America Region, USA		75.5/0.97	79/0.97	76.25/0.96	63.75/0.96	67/0.97	2.91	77.75/0.96	78.8/0.95	67/0.92	85/0.94	70/0.93	2.82	5.73							5.73
234	(103)	103	Hazel Cormier O'Shea-Chaplin : New England Region, USA		74.25/0.97	73.5/0.94	72/0.94	59.25/0.94	73.5/13.5	2.85	76/0.94	78.9/0.95	71.5/0.96	85.25/0.94	85/0.99	2.86	5.71							5.71
124	(104)	104	Clare Gugliotto Ashurst Academy : New England Region, USA		70.5/0.94	71.25/0.93	69/0.93	76.5/1	60/0.94	2.82	78.75/0.97	80.2/0.96	67/0.92	85.3/0.95	81/0.97	2.88	5.7							5.7
175	(106)	105(T)	Abigail Hathaway Reed : Western Region, USA		75.25/0.97	69/0.92	73.5/0.95	71.5/0.98	59.5/0.94	2.86	71/0.93	79.7/0.96	71/0.96	81.5/0.92	76/0.94	2.83	5.69							5.69
231	(105)	105(T)	Amy Powers McDonough-Grimes : New England Region, USA		74.5/0.97	77.25/0.96	71.25/0.94	69.75/0.98	60/0.94	2.87	74.75/0.93	80.5/0.97	67.5/0.93	86/0.96	68/0.93	2.82	5.69							5.69
121	(108)	107(T)	Emily Manack Bell : Mid America Region, USA		72.5/0.96	71.75/0.93	74.5/0.95	72/0.99	59.5/0.94	2.85	76/0.94	77.3/0.94	69.5/0.94	90.3/19	76/0.94	2.83	5.68							5.68
152	(107)	107(T)	Linley Jarabek Watt : Western Region, Canada		73.5/0.96	73.75/0.95	80/0.98	56.5/0.93	66.5/0.97	2.88	72/0.93	76/0.92	71/0.96	84/0.93	75/0.94	2.8	5.68							5.68
113	(109)	109	Kayenna Sheir Costello Irish Dance : Eastern Region, Canada		68/0.93	75/0.95	66/0.92	59/0.94	59/0.94	2.81	78/0.96	78.3/0.94	72/0.97	86/0.96	68/0.93	2.86	5.67							5.67
115	(111)	110(T)	Cian Monaghan Scoil Rince Ni Riada : Western Region, USA		67.5/0.93	73/0.94	64/0.92	55/0.93	58/0.93	2.79	77/0.95	78.2/0.94	76.5/1	87.1/0.97	77/0.95	2.87	5.66							5.66
131	(110)	110(T)	Anna Oviatt Carpenter Academy : Southern Region, USA		69.75/0.94	71.5/0.93	74/0.95	60.5/0.94	57.5/0.93	2.81	78.25/0.96	77.7/0.94	67.5/0.93	86.2/0.96	76/0.94	2.84	5.66							5.66
199	(112)	110(T)	Wallis McGuire Drake : Southern Region, USA		66/0.93	70.25/0.92	72.25/0.94	58.75/0.94	56/0.92	2.79	77.5/0.96	76.3/0.93	73.5/0.98	87.75/0.98	72/0.94	2.87	5.66							5.66
150	(115T)	113(T)	Maria Siravo McDade-Cara : Mid Atlantic Region, USA		68.75/0.94	75.25/0.95	75.5/0.96	61/0.95	69.5/0.99	2.86	74/0.93	75.1/0.92	70/0.95	85/0.94	67/0.92	2.79	5.65							5.65
171	(114T)	113(T)	Karin Peterson Celtic Academy : Mid America Region, USA		77.5/0.99	68/0.92	74.25/0.95	64.5/0.96	61.5/0.95	2.86	65/0.92	76.6/0.93	71/0.96	80/0.92	74/0.94	2.79	5.65							5.65
219	(113)	113(T)	Meghan Tesch Celtic Steps : Western Region, USA		65.25/0.92	71.25/0.93	72.75/0.95	63.25/0.95	74/15.5	2.83	71/0.93	77.6/0.94	68/0.93	89.25/3.5	78/0.95	2.82	5.65							5.65
109	(117T)	116(T)	Brigid Reichart Clark Academy : Mid America Region, USA		69/0.94	72.75/0.94	72.5/0.94	66/0.96	70/0.99	2.85	73/0.93	76.4/0.93	67/0.92	85/0.94	82/0.97	2.79	5.64							5.64
119	(116T)	116(T)	Shelby Small Inishfree : Southern Region, USA		68.5/0.93	72/0.93	78/0.97	56/0.93	58.5/0.93	2.8	76.25/0.95	77.1/0.93	73/0.97	86.1/0.96	69/0.93	2.84	5.64							5.64
155	(120)	118(T)	Allison Engelhart Murray Academy : New England Region, USA		69.75/0.94	79.5/0.98	71.5/0.94	59.5/0.94	70.5/0.99	2.86	68/0.92	75.9/0.92	65/0.92	70/0.92	69/0.93	2.76	5.62							5.62
192	(118)	118(T)	Hannah Willets Cassin : New England Region, USA		69.25/0.94	70.5/0.92	74.75/0.96	55.5/0.93	61/0.95	2.81	75/0.94	77.9/0.94	68.5/0.94	84/0.93	77.5/0.95	2.81	5.62							5.62
218	(119)	118(T)	Ava Mott O'Shea : Mid America Region, USA		63.5/0.92	72.5/0.94	70.25/0.94	58.25/0.94	56.5/0.92	2.79	75.25/0.94	78.1/0.94	68.5/0.94	85.75/0.95	77/0.95	2.83	5.62							5.62
129	(121)	121(T)	Dharma Niles Keenan Irish Dance : Western Region, USA		69.5/0.94	72.75/0.94	67.5/0.93	53/0.92	61/0.95	2.8	76.5/0.95	77.4/0.94	68/0.93	84/0.93	72/0.94	2.8	5.61							5.61
140	(122)	121(T)	Catherine Rogers Anam Cara : New England Region, USA		70.75/0.95	71/0.93	73.5/0.95	62.5/0.95	57/0.92	2.82	71/0.93	75.2/0.92	68/0.93	85.3/0.95	69/0.93	2.79	5.61							5.61
130	(124)	123(T)	Abigail Villarias Richens/Timm : Mid America Region, USA		70.25/0.94	71/0.93	73/0.95	50/0.92	57/0.92	2.79	77.25/0.95	77.2/0.93	68/0.93	85/0.94	70/0.93	2.8	5.6							5.6
217	(123)	123(T)	Anja Sholtis Tir Na Nog of PA : Mid Atlantic Region, USA		67/0.93	66/0.92	68.5/0.93	61.75/0.95	56/0.92	2.78	72/0.93	79.4/0.96	69.5/0.94	83.5/0.93	79/0.96	2.83	5.6							5.6
148	(125T)	125(T)	Martha Duncan The McLane School : Southern Region, USA		67.75/0.93	80.75/0.98	68.5/0.93	52.5/0.92	57/0.92	2.78	75/0.94	76.7/0.93	76/0.99	85.2/0.94	68/0.93	2.8	5.59							5.59



## Final Result for Competition 19A : Ladies Under 18 - A

WMH = World Medal Holder : OS = Overseas : WQ = World Qualifier : R = Recaller : Score = Judges marks : IP = Irish Points (Grid Score) : FTC = Failed To Complete

Card	Position @ recall	Final Place	Name/School	Status	ROUND 1 : Score/IP					1st Round Total (IP)	ROUND 2 : Score/IP					2nd Round total (IP)	Total IP for Rounds 1 & 2	ROUND 3 : Score/IP					3rd Round Total (IP) *	TOTAL IP *
					Maureen Hamilton-Nelson	Sonia Leonard-Hanly	Cian Nolan	Karyn Oster	Debbie Trainor		Isabella Fogarty	Peg Griffiths	Michael Toal	Claire Usher-McMorrow	Lisa Waites			Gerard Carroll	Michael Donnellan	Miceal Hopkins	Sarah Inwin-Groenewoud	Julie Showalter-Marshall		
227	(125T)	125(T)	Keara McGuire Greene : Eastern Region, Canada		68.25/0.93	72.25/0.94	79/0.98	66.75/0.97	57.5/0.93	2.83	64/0.92	72.7/0.92	66/0.92	84/0.93	64/0.92	2.75	5.59							5.59
103	(127)	127(T)	Chloe King Dwyer : Mid America Region, USA		67/0.93	70.75/0.93	65.5/0.92	63/0.95	58/0.93	2.78	74/0.93	76.8/0.93	66/0.92	84.5/0.93	74/0.94	2.79	5.58							5.58
107	(128)	127(T)	Creegan Baldoni Jordan Hunt : Mid Atlantic Region, USA		64/0.92	71.5/0.93	66.5/0.92	57/0.93	60/0.94	2.79	70/0.92	78.5/0.95	67.5/0.93	83/0.93	75/0.94	2.79	5.58							5.58
125	(131)	129(T)	Rachel Richey Inis Cairde : Southern Region, USA		64/0.92	72/0.93	62/0.92	58/0.94	57/0.92	2.78	77/0.95	75.7/0.92	66.5/0.92	85.4/0.95	66/0.92	2.79	5.57							5.57
176	(130)	129(T)	Jordyn Kaune Wick : Western Region, USA		66.5/0.93	68/0.92	71.5/0.94	58.5/0.94	57.5/0.93	2.79	67/0.92	77/0.93	68/0.93	80.5/0.92	68.5/0.93	2.78	5.57							5.57
178	(129)	129(T)	Miranda Smith Leneghan : Mid America Region, USA		65.5/0.92	67/0.92	62.5/0.92	54.5/0.93	58/0.93	2.77	68.5/0.92	79.9/0.96	70/0.95	84.5/0.93	67/0.92	2.8	5.57							5.57
208	(132)	132	Emily Arduino Hughes-Farrelly : Mid America Region, USA		71/0.95	67/0.92	64/0.92	57.75/0.93	56/0.92	2.77	74.5/0.93	78.3/0.94	68/0.93	83/0.93	67/0.92	2.79	5.56							5.56
172	(133)	133	Sofia Santoro Eilish Sullivan : Mid America Region, USA		73.25/0.96	71.75/0.93	67/0.93	53.5/0.92	59.5/0.94	2.8	62/0.92	75.4/0.92	70.5/0.95	79/0.92	65/0.92	2.76	5.55							5.55