




North American Irish Dance Championships 2023



Results for Competition 20A : Girls Under 17 - A

Adjudicators

Round 1


Maire Dixon
Caroline Greene-Parfery
Kimberley Lancaster
Attracta Quinn
Brian Sexton

Round 2

Conor Ayres
Maeve Croke
Donna Crouch
Megan Hickey
Pauline Shaw

Round 3


Isabella Fogarty
Peg Griffiths
Michael Toal
Claire Usher-McMorrow
Lisa Waites



Final Result for Competition 20A : Girls Under 17 - A

WMH = World Medal Holder : OS = Overseas : WQ = World Qualifier : R = Recaller : Score = Judges marks : IP = Irish Points (Grid Score) : FTC = Failed To Complete


Card	Position @ recall	Final Place	Name/School	Status	Maire Dixon	Caroline Greene-Parley	Kimberley Lancaster	Atracta Quinn	Brian Sexton	1st Round Total (IP)	Conor Ayres	Maeve Croke	Donna Crouch	Megan Hickey	Pauline Shaw	2nd Round total (IP)	Total IP for Rounds 1 & 2	Isabella Fogarty	Reg Griffiths	Michael Toal	Claire Usher-McMorrow	Lisa Waites	3rd Round Total (IP) *	TOTAL IP *
					ROUND 1 : Score/IP					ROUND 2 : Score/IP					ROUND 3 : Score/IP									
238	(1)	1	Riana Grace MacDermott Heritage Irish Dance Company : Mid Atlantic Region, USA	WMH	99.8/65	94/62.5	96/100	93/100	90.32/42	227.5	97/75	94/100	97/100	95/100	95/100	300	527.5	92/41	95/60	94/45	93.25/38.5	93/48.5	134.5	662
280	(2)	2	Brigid Neuhardt Celtic Steps : Western Region, USA	WQ	99.9/87.5	95/100	95/75	90/75	89.52/17	237.5	96.6/53	84/35	96.5/65	94.5/65	90.5/70	183	420.5	92/41	95.5/65	94.5/48.5	95/75	94/53	166.5	587
158	(3)	3	Rachel Nugent Celtic Steps : Western Region, USA	WMH	99.7/58	92.5/47	91/50	86.5/56	90.3/39	153	96.8/60	90.75/56	96.75/75	94.75/75	90.25/60	195	348	93.5/60	96/100	94.5/48.5	96/100	92/36.5	208.5	556.5
208	(4)	4	Isabella Gruber Bellator Academy : Mid America Region, USA	WQ	99.6/51.5	93/56	93/60	84.4/37	90.35/45	152.5	96.7/56	92/65	94/47	92.5/54.5	88.5/41	157.5	310	91/34	93.3/47	97/100	93.8/47	92/36.5	130.5	440.5
155	(9)	5	Imogen Paul Steel : Western Region, Canada	WQ	94/36	92/39.33	94/65	83.9/32	90.5/56	131.33	95.5/31.5	80.5/25.5	90.75/38	89.6/33	85.75/35.5	100	231.33	95.5/100	93.5/50	96.5/75	93.75/45	91.5/30.5	170	401.33
205	(6)	6	Heather Scanlon Joanne Kavanagh Academy : Cuige Laighean, Eire	OS	99.7/58	92.75/51.5	87.25/34.5	81.3/1	90.45/53	139	96.2/41	89.5/43	87.5/29	90.25/37	78.5/12	107	246	95/75	90.7/13	88.5/28	93.4/41	95/70	139	385
172	(15)	7	Elise Miklos The Academy : Mid America and Western Australia	WMH	87/115.5	92.25/45	90/45	82.5/17	87.4/0.95	77.5	96/38	93/75	90/36	90/35	88/39	113	190.5	92.75/47	95.7/75	95.5/60	94/51.5	96/100	186.5	377
220	(5)	8	Isabella Rooney Inishfree : Mid Atlantic Region, USA	WQ	99.9/87.5	91.25/34	87.25/34.5	85.5/47	89.95/31.5	115.5	94/15	90.5/53	94.5/50	91.25/43	90.5/70	146	261.5	87.5/19.5	90.9/14	93.5/42	92.8/36	92.4/39	94.5	356
183	(8)	9	Cate Stethem McGing : Mid America Region, USA	WQ	93/35	92/39.33	89/41	83.5/28	89.8/25	102.33	96.9/65	89.75/45	93/45	92/50	89/45	140	242.33	92.5/45	92.75/37	91.5/36	92.6/33	88.5/10.5	106	348.33
118	(7)	10	Naosie McCrory Doherty Petri : USA and Ireland	OS	99.5/47	94/62.5	75.5/0.98	84.9/38	86.5/0.93	85.98	97.1/100	91/60	91.5/41	91.75/47	89.75/53	160	245.98	91.75/37.5	90.1/11	92/37	94.25/56	90/20	94.5	340.48
247	(14)	11	Lexie Russell AMDC : North East Region, England	OS	84.6/7.5	92.2/43	86.25/30	81.4/1	89.42/14.5	52	95.7/34.5	79.75/17	95.5/56	92.5/54.5	89.5/50	139	191	87.5/19.5	93/41	95/54.5	94/51.5	95/70	147	338
177	(11)	12	Aselin Bates Short : Eastern Region, Canada	WQ	99/43	94.5/75	88.5/39	84.2/36	86.9/0.94	118	96.5/48.5	89/41	87/28	89.8/34	76/0.99	103	221	87/14	94.3/56	75/0.97	93.25/38.5	92.9/45	97.5	318.5
110	(12)	13	Mia Robinson Dwyer-Whelan : New South Wales, Australia	OS	99.6/51.5	92.75/51.5	92/53	83/23	83.5/0.9	126	95.9/37	82.25/32	89.5/35	82.8/1	80/17	84	210	89.75/28	91.8/22	83.5/13	94.5/60	91.5/30.5	80.5	290.5
201	(13)	14	Sarah Donohoe Fegan Academy : Cuige Laighean, Eire	OS	90/31	91.75/37	82.25/9	82.3/13.5	90.2/37	81.5	95.3/29	80/20	96/60	91/41	90/56	126	207.5	91/34	91.3/17	81.5/4.5	94.75/65	91.5/30.5	81.5	289
176	(18)	15	Emerie Ficorilli Rince Na Tiarna : Mid Atlantic Region, USA	WQ	99.4/45	91/31	86.5/31	80.9/0.99	87.7/0.96	62.99	95.5/31.5	88/38	89/34	90.5/38	77/1.2	103.5	166.49	93.25/56	92.55/34	95/54.5	92.3/29	89.25/16.5	117.5	283.99
187	(16)	16	Tessa Von Bank Onórach Mulhern Geraghty : USA & Ireland	WQ	95/37	90/23.5	86/28.5	83.7/30	89.95/31.5	90	95/26.5	90/47	88/31	82.5/1	86/37	94.5	184.5	87.25/16.5	93.1/43	82.5/8.5	92.7/34	94.5/60	93.5	278
202	(19)	17	Corinne Garrity Harney Pender Keady Academy : New England Region, USA	WQ	85/11	91.5/35.5	77.75/0.99	84.1/34.5	88.95/1	46.5	95.7/34.5	81.5/30	86.5/27	93/60	83/28.5	93	139.5	93/51.5	92.05/25	96/65	91.3/16.5	94.2/56	132.5	272
248	(17)	18	Tara Ayub Onórach Mulhern Geraghty : USA & Ireland	WQ	87.8/17	90/23.5	82.5/10	82.8/21	88.12/0.97	48	96.4/45	82.5/33	95/53	88.6/30	88.75/43	121	169	85/7	92.9/39	82/6.5	92.75/35	92.5/42	81	250
250	(10)	19	Cassandra Lang Rochester Academy : Mid Atlantic Region, USA	WQ	97.5/41	92/39.33	90.5/47	85.1/41	90.55/60	129	96.5/48.5	80/20	86.25/26	90.75/39	85.5/34	99	228	80/0.99	87.1/1	78.5/0.99	91.5/19	88/8.5	10.49	238.49
112	(22)	20	Isabella Fiore O'Shea-Chaplin : New England Region, USA	WQ	88/19	90/23.5	80/3.5	87.5/60	87.5/0.95	46	95.2/28	83.75/34	85/20.5	91.5/45	77.25/4	82.5	128.5	93/51.5	92.4/32	92.5/38	91.75/21.5	83.5/0.99	91.5	220
222	(20)	21	Hannah Clegg Sue Fay Healy : Eastern Region, Canada	WQ	84.6/7.5	90.25/28	87.75/37	81.2/1	89.15/5	40.5	95.6/33	88.25/39	88.5/33	88.4/29	70/0.95	95	135.5	94/65	89/6	93/39	92.5/31	86/1	76	211.5
221	(27)	22	Sophie Dunford The John Lonergan Academy : Cuige Mumhan, Eire	OS	81/0.97	90/23.5	78.75/1	81.1/1	88.15/0.97	2.97	93.6/10.5	90.25/50	92/43	89.4/32	84.75/32	107	109.97	88.75/25	83/0.98	90.5/33	93/37	92.5/42	95	204.97
265	(28)	23	Camryn Harris Doherty Petri : USA and Ireland	WQ	88.4/22	89.75/20.5	77.25/0.99	80.4/0.98	84.45/0.91	22.47	94.9/25	79.25/12.5	91/39	87.2/22	89.25/47	86	108.47	87/14	92.8/38	89.5/31	92.25/27.5	91/26.5	85	193.47
261	(21)	24	Aislin Martin Rising Tide : Eastern Region, Canada	WQ	89.3/26.5	90.2/26.5	85/23	86/50	89.92/29.5	82.5	94.5/21	81.25/29	84/14.5	85/12	73.25/0.97	47.5	130	88.5/24	94/53	80/1	92.5/31	85/1	56	186
141	(23)	25	Phoebe Samuel Tir Na Greine : Southern Region, USA	WQ	90/31	91/31	80.5/5	83.1/24	90/33	86	93.9/14	78.75/8	83.5/12.5	80.9/0.98	80.25/19	34.5	120.5	88/22	92.3/31	89/29.5	89.25/0.99	87.5/7	58.5	179



Final Result for Competition 20A : Girls Under 17 - A

WMH = World Medal Holder : OS = Overseas : WQ = World Qualifier : R = Recaller : Score = Judges marks : IP = Irish Points (Grid Score) : FTC = Failed To Complete


Card	Position @ recall	Final Place	Name/School	Status	ROUND 1 : Score/IP					1st Round Total (IP)	ROUND 2 : Score/IP					2nd Round total (IP)	Total IP for Rounds 1 & 2	ROUND 3 : Score/IP					3rd Round Total (IP) *	TOTAL IP *
					Maire Dixon	Caroline Greene-Parley	Kimberley Lancaster	Atracta Quinn	Brian Sexton		Conor Ayres	Maeve Croke	Donna Crouch	Megan Hickey	Pauline Shaw		Isabella Fogarty	Reg Griffiths	Michael Toal	Claire Usher-McMorrow	Lisa Waites			
257	(29)	26	Jamie McLeod The Michaela Hinds Academy : Eastern Region, Canada	WQ	89.3/26.5	91.2/33	92.5/56	83.4/27	87.35/0.95	86.5	94.4/20	79.5/14.5	78.75/0.99	78.5/0.96	77.25/4	19.49	105.99	89/26	85.7/0.99	91/34.5	90.5/6	92/36.5	66.5	172.49
109	(31)	27	Kayleigh Rutledge Inis Cairde : Southern Region, USA	WQ	91/33	88.75/11.5	83/14	88.5/65	86/0.92	58.5	92.8/2	78/1	87.75/30	85.4/14	80.75/21	37	95.5	91.5/36	92.7/36	84/16	91.75/21.5	85.5/1	73.5	169
159	(34)	28	Meagan Bowler Clark Academy : Mid America Region, USA	WQ	87/15.5	81/0.97	84.75/21	74.25/0.93	89.6/18	34.47	94.2/18	80.25/23	82/5.5	85.6/15	80.75/21	54	88.47	91.75/37.5	83.1/0.98	83.5/13	91.5/19	93/48.5	69.5	157.97
213	(39)	29	Ciara-Leigh Carey Carey SW : New South Wales, Australia	R	88.4/22	89.33/18	72.75/0.97	82.9/22	88.75/0.99	40.99	93/5	80.5/25.5	81/1	81.1/0.98	78/8	14	54.99	92/41	93.2/45	88/26.5	91.3/16.5	91.2/28	95.5	150.49
272	(35)	30	Calleigh Gleason Rankin Holland : Mid America Region, USA	R	88.7/24	88.3/9	89.5/43	86.2/53	88.62/0.99	76	88.9/0.95	80.25/23	76/0.98	82.1/0.99	78/8	9.97	85.97	88.25/23	92.6/35	84.5/19	91.25/14.5	73/0.98	56.5	142.47
117	(36)	31	Annabelle O'Brien Glencastle Irish Dancers : Mid America Region, USA	R	82/0.98	91/31	86/28.5	80.5/0.98	89/2	31.48	89.1/0.95	80/20	84.5/16.5	90.2/36	76/0.99	37.49	68.97	91/34	91.5/19	83/10.5	93.5/43	89.25/16.5	69.5	138.47
131	(30)	32	Sydney Von Bank Onórach Mulhern Geraghty : USA & Ireland	R	80.5/0.97	87.5/1	79.5/2	77.5/0.96	83.3/0.9	2.93	94.8/24	87/37	88.25/32	84.8/11	86.5/38	93	95.93	82/1	86.8/1	84/16	92/25	90.75/25	42	137.92
223	(26)	33	Emma Paoleschi Tir Na Greine : Southern Region, USA	R	90/31	87/1	82.75/11.5	85.4/45	88.45/0.98	43.5	96.1/39	78.75/8	82.5/8.5	88.2/27	84.5/31	66.5	110	87/14	90/10	88/26.5	88/0.98	80/0.99	24.99	134.98
186	(24)	34	Rhanna Hughes Scoil Rince Saoirse : Mid Atlantic Region, USA	R	85/11	90.5/29	86.75/32	83.6/29	89.25/9	69	91.1/0.98	76/0.98	85/20.5	89/31	82/25	46.48	115.48	81/0.99	92.25/30	75.5/0.98	88.75/0.99	89/13.5	15.48	130.96
161	(45)	35	Caroline Harrison Murphy Irish Arts Center : Mid America Region, USA	R	83.3/1	88.75/11.5	78.5/1	83.8/31	90.8/65	43.5	85/0.92	77/0.99	71/0.95	81/0.98	75/0.98	2.91	46.41	90/29	92.1/26	84.5/19	92/25	91.75/34	80	126.41
116	(43)	36	Abigail Grace Dougherty McDade-Cara : Mid Atlantic Region, USA	R	80/0.97	91.5/35.5	78/0.99	85.2/43	88.5/0.98	37.48	93.3/7	79.75/17	81/1	83.4/4	68.25/0.94	12	49.48	90.5/31	91/15	93.5/42	92.25/27.5	86/1	73.5	122.98
199	(38)	37	Zoe Scheel Glencastle Irish Dancers : Mid America Region, USA	R	96/38	86/0.99	85.75/26.5	84.1/34.5	87.65/0.96	61.99	83/0.91	76.5/0.99	69.5/0.94	80.2/0.98	75/0.98	2.9	64.89	80/0.99	91.4/18	84/16	91.8/23	90.2/23	57	121.89
239	(42)	38	Nora Sweeney Clark Academy : Mid America Region, USA	R	70/0.89	87/1	79.25/1	76.25/0.95	89.82/26	2.94	89.7/0.96	78/1	85.5/23	87.8/25	81/23	47	49.94	87.5/19.5	92/24	91/34.5	92/25	89/13.5	68.5	118.44
173	(37)	39	Riley Rogers DeNogla Academy : Mid Atlantic Region, USA	R	83.1/1	81/0.97	83.5/17	73.25/0.92	89.1/3	4.96	95/26.5	86/36	84/14.5	87/21	78.5/12	62	66.96	83/1	91.6/20	86/25	90.5/6	91.5/30.5	51	117.96
168	(25)	40	Isabelle Miles Burke Connolly Academy : Southern Region, USA	R	84/4	85/0.99	85.5/25	81.9/6	90.4/47	35	91.5/0.99	81/28	86/25	88/26	82.5/27	78	113	83/1	91.1/16	73.5/0.97	89/0.99	70/0.97	2.96	115.96
193	(40)	41	Claire Phillips Baffa Academy : Southern Region, USA	R	79.7/0.96	88/5	72.5/0.97	76.25/0.95	88.35/0.98	2.91	91.4/0.99	82/31	73/0.96	86.8/20	85/33	51.99	54.89	90.75/32	92.15/27	85.5/23.5	88.75/0.99	88.5/10.5	61	115.89
241	(32)	42	Kerry Soden Reed : Western Region, USA	R	89.6/29	85/0.99	78.75/1	81/0.99	92.1/100	30.99	96.3/43	80.25/23	78.5/0.99	84.2/8	84/30	61	91.99	84/4.5	87.5/1	79.5/1	87.75/0.98	87/5	6.5	98.49
230	(33)	43	Caitlin Brandi Lenihan School : New England Region, USA	R	97/39	88.75/11.5	85/23	82.6/18.5	89.92/29.5	71	95.8/36	78.25/3	84.5/16.5	76.4/0.94	76.25/0.99	20.49	91.49	76/0.97	84/0.98	78/0.99	89/0.99	67/0.97	2.94	94.43
179	(52)	44	Gabrielle Kaprak Sheila Healy Academy : Mid America Region, USA	R	73.4/0.91	86.5/0.99	87.5/36	78/0.96	90.1/34	35.95	87.1/0.93	71.5/0.95	62/0.89	78.8/0.96	76/0.99	2.84	38.79	87.25/16.5	89.3/7	76/0.98	91.5/19	90/20	42.5	81.29
123	(74)	45	Kiera Cunniffe Harney Pender Keady Academy : New England Region, USA	R	70/0.89	89/15	64/0.93	81.5/1.5	82.8/0.9	3.32	91.7/0.99	76.25/0.98	82.25/7	80.5/0.98	72/0.96	2.95	6.27	76.5/0.97	89.8/9	89/29.5	92.5/31	92/36.5	69.5	75.77
206	(64)	46	Rylee Nachtigall Blakey O'Brien : Western Region, Canada	R	85/11	70/0.9	68/0.95	81.6/3	90.15/36	14.95	89/0.95	79.5/14.5	68.5/0.93	80.6/0.98	66.5/0.93	2.87	17.81	90.25/30	88.8/5	83.5/13	90.8/10	91.6/33	53	70.81
163	(67)	47	Kayana Scannell Rankin Holland : Mid America Region, USA	R	82.9/0.99	85/0.99	85/23	79/0.97	88.3/0.98	2.95	91/0.98	75/0.98	76/0.98	86/17	78/8	9.96	12.91	89.25/27	91.7/21	85/21.5	90.5/6	89/13.5	56	68.91
150	(50)	48	Marykate Daly Lavin-Cassidy : Mid America Region, USA	R	84/4	88/5	82/8	83.3/26	85.3/0.91	17	94.6/22	72.5/0.96	85.25/22	82.9/1	71.75/0.96	23.96	40.96	85.75/8	92.2/28.5	78/0.99	90.25/1.5	89/13.5	23	63.96
139	(41)	49	Lillian Tung Finnegan : Eastern Region, Canada	R	88/19	87/1	77/0.99	80.4/0.98	89.5/16	17.99	94.7/23	80.75/27	81/1	84.4/9	72.75/0.96	33	50.98	86.25/11	87/1	82.5/8.5	89.5/1	83.5/0.99	10.49	61.48
258	(46)	50	Alannah Lohfeld O'Riada Manning : Mid America Region, USA	R	88.4/22	88.1/7	83/14	82/7.5	90.32/42	43.5	89.4/0.96	74.75/0.97	73.5/0.96	78.1/0.95	67.75/0.93	2.87	46.37	83.5/3	89.5/8	85/21.5	88.25/0.98	79/0.98	11.98	58.35



Final Result for Competition 20A : Girls Under 17 - A

WMH = World Medal Holder : OS = Overseas : WQ = World Qualifier : R = Recaller : Score = Judges marks : IP = Irish Points (Grid Score) : FTC = Failed To Complete


Card	Position @ recall	Final Place	Name/School	Status	ROUND 1 : Score/IP					1st Round Total (IP)	ROUND 2 : Score/IP					2nd Round total (IP)	Total IP for Rounds 1 & 2	ROUND 3 : Score/IP					3rd Round Total (IP) *	TOTAL IP *
					Maire Dixon	Caroline Greene-Parley	Kimberley Lancaster	Atracta Quinn	Brian Sexton		Conor Ayres	Maeve Croke	Donna Crouch	Megan Hickey	Pauline Shaw			Isabella Fogarty	Reg Griffiths	Michael Toal	Claire Usher-McMorrow	Lisa Waites		
253	(49)	51	Sydney Wooten Inishfree : Southern Region, USA	R	88/19	79.75/0.96	71/0.96	83.2/25	88.72/0.99	20.95	95.4/30	77.5/0.99	76.75/0.98	86.6/19	73/0.97	20.97	41.93	83/1	92.5/33	83/10.5	88.25/0.98	63/0.97	12.48	54.41
244	(44)	52	Laura Di Costanzo Anam Cara : New England Region, USA	R	73.7/0.91	76/0.93	84.25/19	80.7/0.99	90.12/35	20.92	90.8/0.98	76/0.98	84.75/18.5	85.2/13	78.75/14	27.98	48.9	77/0.98	84.4/0.98	82/6.5	90/1	84/0.99	2.98	51.87
278	(53)	53	Chaeli McKenzie Steel : Western Region, Canada	R	74/0.91	86/0.99	79/1	75/0.94	87.72/0.96	2.89	93.6/10.5	78.25/3	83/10.5	88.25/28	78.5/12	33	35.89	86.75/12	91.9/23	78.5/0.99	87.25/0.98	84.5/1	13.99	49.87
111	(47)	54	Delaney Sullivan Clann Lir Academy : New England Region, USA	R	92/34	80/0.96	88/38	82/7.5	82.5/0.9	42.46	91.3/0.98	74/0.97	79.75/0.99	77.9/0.95	85.75/35.5	2.95	45.4	84.25/6	85.2/0.99	78/0.99	87.75/0.98	82.5/0.99	2.96	48.37
252	(48)	55	Juliaana Smith Rhodes Academy : Southern Region, USA	R	82/0.98	90.2/26.5	85.75/26.5	80.1/0.98	88.65/0.99	28.47	92.4/1	78.5/5.5	72.5/0.96	84.6/10	82/25	16.5	44.97	81/0.99	85.5/0.99	77/0.98	89.5/1	82/0.99	2.97	47.94
225	(51)	56	Keira Beresford-Labrecque Short : Eastern Region, Canada	R	89.4/28	89/15	81/6	81.7/4	87.5/0.95	25	86.4/0.92	75.25/0.98	83.5/12.5	85.8/16	76/0.99	14.47	39.47	80/0.99	86/0.99	81/2.5	89.5/1	72/0.98	2.97	42.44
127	(57)	57	Nora O'Connell Forbes : New England Region, USA	R	83/0.99	82/0.97	87/33	82.7/20	88/0.97	21.97	92.2/0.99	75.25/0.98	82.5/8.5	81.7/0.99	71/0.96	2.96	24.93	73/0.97	85.8/0.99	75/0.97	91/12	91/26.5	13.96	38.89
204	(72)	58	Lilly Elder Lyons : Western Region, USA	R	79.7/0.96	87.75/2.5	72.5/0.97	80.1/0.98	90.25/38	4.44	90.2/0.97	74.5/0.97	71.5/0.95	80/0.97	74/0.98	2.92	7.36	84/4.5	86.9/1	85.5/23.5	90.4/3.5	90.1/22	30	37.36
266	(54)	59	Eilma Cavanaugh Connolly Irish Dance : Western Region, USA	R	80/0.97	89.5/19	82.75/11.5	82.6/18.5	85.9/0.92	30.97	93.2/6	73.25/0.96	77.75/0.98	79.3/0.97	67/0.93	2.91	33.88	80.25/0.99	86.4/0.99	80/1	90.75/8.5	74/0.98	2.98	36.86
270	(61)	60	Ava Green Lavin-Cassidy : Mid America Region, USA	R	82.3/0.99	89.3/17	83/14	81.5/1.5	88.82/1	16.5	85.6/0.92	73/0.96	81.5/2.5	78.7/0.96	72.25/0.96	2.88	19.38	86/9.5	88.5/2.5	81.5/4.5	89.75/1	90.5/24	16.5	35.88
216	(55)	61	Elizabeth Adkins Dennehy Mayer : Mid America Region, USA	R	86.1/13	86.75/0.99	66.5/0.94	82.1/9.5	88.55/0.99	11.48	89.8/0.97	79.25/12.5	76.5/0.98	78.2/0.95	80/17	14.44	25.92	83.25/2	86.3/0.99	90/32	88.75/0.99	87.2/6	8.99	34.91
167	(77)	62	Hannah Morgan Murray Academy : New England Region, USA	R	81/0.97	87.75/2.5	74/0.97	76/0.94	86.6/0.93	2.89	90.5/0.97	78/1	80/0.99	81.5/0.99	80/17	2.98	5.87	87.5/19.5	90.5/12	81/2.5	90.75/8.5	88/8.5	29	34.87
243	(58)	63	Braelynn Knepp McGing : Mid America Region, USA	R	88.8/25	88.75/11.5	77.5/0.99	81.8/5	87.92/0.97	17.49	89.6/0.96	75/0.98	80.5/1	83.6/5	78/8	6.97	24.46	80.5/0.99	82/0.97	77.5/0.98	91/12	86.5/4	5.98	30.44
242	(56)	64	Kara Cassidy Drake : Southern Region, USA	R	83.3/1	80/0.96	73/0.97	78.5/0.96	89.42/14.5	2.93	94.1/16.5	77/0.99	81.75/4	83.2/3	79/15	22	24.93	79/0.98	88.5/2.5	75.5/0.98	87/0.97	75/0.98	2.94	27.87
259	(66)	65	Danielle Tercynski Donny Golden : Mid Atlantic Region, USA	R	81/0.97	88.2/8	80/3.5	72.75/0.92	89.22/8	12.47	85.5/0.92	71/0.95	72/0.95	75.6/0.93	66.25/0.92	2.8	15.27	86/9.5	84.7/0.98	77.5/0.98	86.75/0.97	90/20	11.47	26.74
233	(59)	66	Reagan George Clann Lir Academy : New England Region, USA	R	84.6/7.5	80/0.96	75/0.98	78.75/0.97	89.62/19.5	9.45	94.3/19	79/10.5	75.25/0.97	81.8/0.99	73.75/0.97	12.46	21.91	75/0.97	82/0.97	74/0.97	86/0.97	71/0.97	2.91	24.82
240	(60)	67	Kassidy Hall Murray Academy : New England Region, USA	R	82/0.98	89.75/20.5	77.5/0.99	82.2/11.5	89.12/4	16.49	89.3/0.96	76.25/0.98	79.5/0.99	84/7	68/0.94	2.93	19.43	82/1	85/0.98	78/0.99	89.25/0.99	83/0.99	2.97	22.4
249	(62)	68	Nora Depizzo Burke : Mid America Region, USA	R	86.3/14	76/0.93	75.25/0.98	74/0.93	89.62/19.5	15.91	80.3/0.9	71.75/0.95	76.5/0.98	77.3/0.95	74/0.98	2.87	18.78	70/0.97	78/0.97	72/0.97	86.25/0.97	68/0.97	2.91	21.69
140	(63)	69	Ranen Wiebe Sionnaine Academy : Western Region, Canada	R	82.5/0.99	85/0.99	84/18	82.2/11.5	86.8/0.94	13.48	92.7/1	78.25/3	79.25/0.99	81.4/0.99	77.25/4	4.99	18.47	77.25/0.98	81.6/0.97	74.5/0.97	86.5/0.97	81.5/0.99	2.92	21.39
196	(73)	70	Chelsea Meier Richens/Timm : Mid America Region, USA	R	83.7/2	85.5/0.99	69.75/0.95	82.3/13.5	87.15/0.95	3.94	91.8/0.99	78.5/5.5	72/0.95	79.8/0.97	76/0.99	2.95	6.89	79/0.98	83.7/0.98	84.5/19	91/12	81.5/0.99	13.97	20.86
192	(65)	71	Shae Staples Kavanagh Porter Academy : USA and Ireland	R	78.2/0.94	84.25/0.98	68.5/0.95	76.5/0.95	88.65/0.99	2.88	90.1/0.97	79/10.5	77/0.98	86.2/18	77/1.2	12.68	15.56	79/0.98	86.2/0.99	77/0.98	87/0.97	76/0.98	2.95	18.51
105	(68)	72	Maryrita Swope Coyle : Mid Atlantic Region, USA	R	77/0.93	83/0.98	63/0.92	85/39	79.5/0.89	2.83	91.2/0.98	78.75/8	85.75/24	81.9/0.99	69/0.94	9.97	12.8	79/0.98	86.7/1	76/0.98	90/1	89.5/18	2.98	15.78
133	(69)	73	Erin Wenzel Triggles Academy : Southern Region, USA	R	82.1/0.99	79/0.95	71/0.96	82.1/9.5	87.8/0.96	2.91	93.4/8	64/0.9	68.25/0.93	83.8/6	73.5/0.97	7.9	10.81	78.5/0.98	81.4/0.97	79/0.99	91.25/14.5	86.25/2	3.97	14.79
267	(70)	74	Grace O'Toole Erickson Academy : Mid America Region, USA	R	75/0.92	89/15	67/0.94	79.75/0.97	88.72/0.99	2.91	92.9/3.5	77.75/1	74/0.96	81.6/0.99	80.75/21	5.48	8.39	78/0.98	82.6/0.98	73/0.97	88/0.98	78/0.98	2.94	11.33
215	(81)	75	Hannah Rauzi The Academy : Mid America and Western Australia	R	83.5/1	85/0.99	74.25/0.98	79.75/0.97	88.35/0.98	2.94	88/0.94	72.75/0.96	78/0.98	72.5/0.91	83/28.5	2.88	5.82	80/0.99	86.6/0.99	80.5/1	90.4/3.5	86.4/3	4.99	10.82



Final Result for Competition 20A : Girls Under 17 - A

WMH = World Medal Holder : OS = Overseas : WQ = World Qualifier : R = Recaller : Score = Judges marks : IP = Irish Points (Grid Score) : FTC = Failed To Complete


Card	Position @ recall	Final Place	Name/School	Status	ROUND 1 : Score/IP					1st Round Total (IP)	ROUND 2 : Score/IP					2nd Round total (IP)	Total IP for Rounds 1 & 2	ROUND 3 : Score/IP					3rd Round Total (IP) *	TOTAL IP *
					Maire Dixon	Caroline Greene-Parley	Kimberley Lancaster	Atracta Quinn	Brian Sexton		Conor Ayres	Maeve Croke	Donna Crouch	Megan Hickey	Pauline Shaw			Isabella Fogarty	Reg Griffiths	Michael Toal	Claire Usher-McMorrow	Lisa Waites		
229	(71)	76	Claire Peters Carle : Mid Atlantic Region, USA	R	82.6/0.99	85/0.99	81.5/7	78.25/0.96	87.75/0.96	2.94	87.4/0.93	77.25/0.99	81.5/2.5	82.7/1	82/25	4.49	7.43	78/0.98	86.5/0.99	80.5/1	87.5/0.98	65/0.97	2.95	10.38
104	(80)	77	Reagan Murphy O'Malley : Mid Atlantic Region, USA	R	81/0.97	82.5/0.97	73/0.97	84/33	85/0.91	2.92	92/0.99	72.75/0.96	68.75/0.94	81.2/0.98	73/0.97	2.91	5.83	76.5/0.97	88.7/4	80/1	90.25/1.5	78.5/0.98	3.48	9.31
144	(75)	78	Samantha Dale RMIDA : Western Region, USA	R	78.2/0.94	78/0.94	70.25/0.96	71.5/0.91	88.7/0.99	2.84	92.6/1	70.25/0.94	84.75/18.5	79.75/0.97	77/1.2	3.17	6.01	70/0.97	82.8/0.98	74/0.97	85.5/0.97	69/0.97	2.91	8.92
190	(76)	79	Sydney Mae Miller McNulty : Mid America Region, USA	R	81/0.97	78/0.94	76.75/0.99	81.4/1	89.35/12	2.96	92.5/1	77.5/0.99	74/0.96	87.4/23	70/0.95	2.96	5.92	81.5/1	84.1/0.98	79/0.99	88.5/0.99	83/0.99	2.97	8.89
198	(78)	80	Maggie Connors McFadden Academy : New England Region, USA	R	79.8/0.96	87/1	74.5/0.98	78.25/0.96	88.4/0.98	2.92	90.9/0.98	73.5/0.96	73.5/0.96	82.2/0.99	78/8	2.94	5.86	80.5/0.99	82.1/0.97	79/0.99	88/0.98	84/0.99	2.97	8.82
271	(79)	81	Keira White Cass-Barrington : Southern Region, USA	R	79.3/0.96	84/0.98	64.5/0.93	80.5/0.98	86.92/0.94	2.88	90.6/0.98	75.5/0.98	80/0.99	82.3/1	76.5/1	2.97	5.85	77.5/0.98	82.3/0.97	76.5/0.98	85.75/0.97	71.5/0.98	2.93	8.78
142	(82)	82	Zoe Wentz Michael Patrick Gallagher : Western Region, USA	R	81.3/0.98	79/0.95	69/0.95	72.5/0.91	89.2/6.5	2.88	92.3/1	70/0.94	78.25/0.99	78.75/0.96	76.25/0.99	2.94	5.82	75/0.97	92.2/28.5	76.5/0.98	88.5/0.99	75.5/0.98	2.95	8.77
207	(83)	83	Grace Gibbons Boyle : Southern Region, USA		83/0.99	76/0.93	72/0.97	79.25/0.97	89.85/27	2.93	90.4/0.97	71.25/0.95	75/0.97	79.7/0.97	67.25/0.93	2.89	5.81							5.81
108	(84)	84(T)	Erin Nygard Gray School : New England Region, USA		84/4	78.5/0.95	75/0.98	73/0.92	84/0.9	2.85	93.7/12	77.25/0.99	73.75/0.96	80.3/0.98	75.75/0.99	2.95	5.8							5.8
160	(85)	84(T)	Morgan Carlton Hughes-Farrelly : Mid America Region, USA		81/0.97	75/0.92	67/0.94	76.25/0.95	88.2/0.97	2.86	94.1/16.5	76.75/0.99	75.5/0.97	80.4/0.98	68/0.94	2.94	5.8							5.8
234	(86)	86	Meghan Ennis Wick : Western Region, USA		77/0.93	83.5/0.98	65/0.93	80.8/0.99	89.32/11	2.9	86.3/0.92	77.75/1	69.5/0.94	79.4/0.97	75.75/0.99	2.89	5.79							5.79
212	(87)	87(T)	Alyssa Wiboon Watters : Southern Region, USA		82.1/0.99	82/0.97	69.25/0.95	77.75/0.96	87.95/0.97	2.9	89.9/0.97	66.5/0.92	79/0.99	78.4/0.96	73/0.97	2.89	5.78							5.78
214	(88)	87(T)	Pascale Hegerle Corda Mor : Mid America Region, USA		77/0.93	80.25/0.96	70.75/0.96	82.4/15.5	86.85/0.94	2.86	90.6/0.98	79.75/17	75.5/0.97	78/0.95	74/0.98	2.92	5.78							5.78
197	(89)	89(T)	Moir Shupack McDade-Cara : Mid Atlantic Region, USA		81.3/0.98	81/0.97	67.5/0.94	80/0.97	87.25/0.95	2.89	82/0.91	75.5/0.98	70.5/0.95	79.5/0.97	73/0.97	2.88	5.77							5.77
219	(90)	89(T)	Elizabeth Evon Goggin-Carroll : Eastern Region, Canada		83/0.99	83.5/0.98	83.25/16	78/0.96	88.15/0.97	2.94	86.5/0.93	66.75/0.92	90.5/37	68.5/0.89	74.5/0.98	2.82	5.77							5.77
130	(91)	91(T)	Brooklyn Burton Brady Academy : Western Region, Canada		82/0.98	76/0.93	68/0.95	75.25/0.94	84.2/0.91	2.81	93.8/13	71.5/0.95	80.5/1	80.1/0.97	74.5/0.98	2.95	5.76							5.76
256	(92)	91(T)	Lillie Acred Nugent : Mid America Region, USA		84.6/7.5	78/0.94	75.25/0.98	74.5/0.93	88.52/0.98	2.91	92.1/0.99	68.75/0.93	67.5/0.93	75.3/0.93	76.25/0.99	2.85	5.76							5.76
122	(93)	93(T)	Kylee Chapin Rince Na Tiarna : Mid Atlantic Region, USA		78.3/0.95	78.5/0.95	60/0.91	80.3/0.98	80.5/0.89	2.8	92.1/0.99	74.5/0.97	77.25/0.98	87.6/24	74/0.98	2.95	5.75							5.75
175	(94)	93(T)	Erin Elliott Schade Academy : Mid Atlantic Region, USA		80/0.97	74/0.92	76.5/0.99	75.75/0.94	89.4/13	2.89	85.3/0.92	74/0.97	82/5.5	74.5/0.92	73/0.97	2.85	5.75							5.75
228	(95T)	95(T)	Devin Sara Fusco Doherty Petri : USA and Ireland		80.4/0.97	87.25/1	55/0.89	71.5/0.91	88.85/1	2.87	88.4/0.94	70.75/0.95	75.75/0.97	83/2	70/0.95	2.87	5.74							5.74
232	(95T)	95(T)	Kylie Grace O'Malley Academy (OH) : Mid America Region, USA		80.2/0.97	72.5/0.91	84.5/20	77/0.95	88.95/1	2.92	88.7/0.95	65.75/0.91	68.75/0.94	76.1/0.94	70/0.95	2.82	5.74							5.74
143	(99)	97(T)	Zara Ming Victoria School : Western Region, Canada		76/0.92	83/0.98	71.25/0.96	72.75/0.92	87.6/0.95	2.84	91.3/0.98	73.75/0.97	71.25/0.95	79.9/0.97	63.75/0.91	2.89	5.73							5.73
157	(98)	97(T)	Lily Wilson Inishfree : Southern Region, USA		79.9/0.96	77/0.93	71.5/0.96	80.2/0.98	88.6/0.99	2.9	86.8/0.93	67.5/0.92	75.75/0.97	74.8/0.92	76/0.99	2.82	5.73							5.73
181	(97)	97(T)	Sophie Kryway MJP Academy : Western Region, Canada		77.8/0.94	75.25/0.92	76.25/0.99	82.4/15.5	86.45/0.93	2.85	81/0.91	70.5/0.94	83/10.5	81.3/0.99	70/0.95	2.88	5.73							5.73
194	(100)	100(T)	Lili Myles Yeates : Western Region, USA		82/0.98	77.25/0.94	76/0.98	77.75/0.96	87.25/0.95	2.89	89.2/0.96	69.5/0.94	70/0.94	75.7/0.93	77/1.2	2.84	5.72							5.72



Final Result for Competition 20A : Girls Under 17 - A

WMH = World Medal Holder : OS = Overseas : WQ = World Qualifier : R = Recaller : Score = Judges marks : IP = Irish Points (Grid Score) : FTC = Failed To Complete


Card	Position @ recall	Final Place	Name/School	Status	ROUND 1 : Score/IP					1st Round Total (IP)	ROUND 2 : Score/IP					2nd Round total (IP)	Total IP for Rounds 1 & 2	ROUND 3 : Score/IP					3rd Round Total (IP) *	TOTAL IP *
					Maire Dixon	Caroline Greene-Parley	Kimberley Lancaster	Atracta Quinn	Brian Sexton		Conor Ayres	Maeve Croke	Donna Crouch	Megan Hickey	Pauline Shaw			Isabella Fogarty	Reg Griffiths	Michael Toal	Claire Usher-McMorrow	Lisa Waites		
231	(101)	100(T)	Tellah McClung Richens/Timm : Mid America Region, USA		79/0.95	84/0.98	61.5/0.92	80/0.97	90.42/50	2.91	80.6/0.9	64.5/0.91	73.75/0.96	77.2/0.94	73/0.97	2.81	5.72							5.72
166	(102)	102	Gretchen Greener Richens/Timm : Mid America Region, USA		83/0.99	80/0.96	72/0.97	73.75/0.92	88.8/1	2.92	86/0.92	70/0.94	65/0.91	75.9/0.93	66.5/0.93	2.78	5.7							5.7
236	(104)	103(T)	Tessa Dorn Celtic Steps : Mid America Region, USA		76/0.92	84/0.98	72.25/0.97	73.25/0.92	86.1/0.92	2.81	93.5/9	75.75/0.98	64.75/0.91	77.8/0.95	69.75/0.94	2.87	5.69							5.69
268	(103)	103(T)	Sierra Griffin Rince Na Tiarna : Mid Atlantic Region, USA		77/0.93	74/0.92	64.5/0.93	74.75/0.93	86.55/0.93	2.79	90.3/0.97	76.5/0.99	71.5/0.95	80.8/0.98	62.25/0.89	2.9	5.69							5.69
279	(105)	105	Maria Sooy Emerald Isle : Mid Atlantic Region, USA		82/0.98	70/0.9	72/0.97	72.5/0.91	88.52/0.98	2.86	86.1/0.92	68.75/0.93	68.5/0.93	78.3/0.95	70/0.95	2.82	5.68							5.68
162	(106)	106	Kelly Delaney Griffith Academy : New England Region, USA		73/0.9	80/0.96	69/0.95	79.5/0.97	86.4/0.93	2.84	90/0.97	73/0.96	68/0.93	77/0.94	65/0.91	2.83	5.67							5.67
107	(111)	107(T)	Mathilda Haskell Kennelly School : Western Region, USA		79/0.95	78/0.94	56/0.89	76/0.94	87/0.94	2.83	87.3/0.93	72/0.95	66.75/0.92	74.9/0.92	75.5/0.98	2.81	5.64							5.64
132	(113)	107(T)	Ava Raughley McAleer-Paulson : Mid Atlantic Region, USA		77.2/0.93	76/0.93	61.5/0.92	80.7/0.99	85.8/0.92	2.78	89.7/0.96	62.75/0.9	69.75/0.94	82.4/1	70/0.95	2.85	5.64							5.64
138	(107)	107(T)	Gabriella Breitenbucher Kristin Butke : Southern Region, USA		79.3/0.96	78.5/0.95	54/0.89	75.75/0.94	87.1/0.94	2.83	85.9/0.92	73.5/0.96	69.25/0.94	71.5/0.9	70.75/0.95	2.81	5.64							5.64
203	(109)	107(T)	Lenorah Wang Dillon-Gavin : Mid America Region, USA		72.8/0.9	81.5/0.97	74.75/0.98	78.75/0.97	89.75/24	2.91	84.5/0.91	68.5/0.93	60.5/0.89	75/0.92	62/0.89	2.73	5.64							5.64
217	(108)	107(T)	Lydia Dietrich McTeggart : Western Region, USA		79/0.95	72/0.91	79/1	78.5/0.96	86.1/0.92	2.84	89.5/0.96	67.5/0.92	74.5/0.97	69.5/0.9	66/0.92	2.8	5.64							5.64
237	(112)	107(T)	Meghan McCafferty O'Kennedy Holland Irish Dance Academy : Mid America Region, USA		75/0.92	82/0.97	74/0.97	79.5/0.97	87.85/0.96	2.91	80.3/0.9	67.25/0.92	61.5/0.89	76.7/0.94	64/0.91	2.73	5.64							5.64
264	(110)	107(T)	Lynsey Deibel Richens/Timm : Mid America Region, USA		81/0.97	78/0.94	63.25/0.92	79.25/0.97	89.72/23	2.88	89.6/0.96	69.25/0.94	63.75/0.9	68.7/0.89	66/0.92	2.76	5.64							5.64
128	(114)	114(T)	Cassandra Mattson Rankin Holland : Mid America Region, USA		79.2/0.96	85/0.99	70/0.96	74.5/0.93	85.5/0.92	2.84	87.8/0.94	65/0.91	75.75/0.97	77.4/0.95	61/0.89	2.79	5.63							5.63
145	(115)	114(T)	Emily Cordier McTeggart : Southern Region, USA		75.1/0.92	74/0.92	57/0.9	74.75/0.93	84.8/0.91	2.75	92.9/3.5	71.75/0.95	76.5/0.98	77.6/0.95	71.5/0.96	2.89	5.63							5.63
151	(117)	114(T)	Frances Steichen Corda Mor : Mid America Region, USA		74.3/0.91	79/0.95	63.5/0.93	80.6/0.99	88.1/0.97	2.85	88.4/0.94	67.75/0.93	65.75/0.92	68.9/0.89	68.75/0.94	2.78	5.63							5.63
235	(116)	114(T)	Rory Teel Jordan Hunt : Mid Atlantic Region, USA		78/0.94	79.75/0.96	70.5/0.96	77.25/0.95	88.2/0.97	2.87	82.4/0.91	76.75/0.99	65.75/0.92	68.25/0.89	69/0.94	2.76	5.63							5.63
274	(118)	118(T)	Kate Moran Moran Academy : Eastern Region, Canada		78/0.94	76/0.93	67.5/0.94	80.6/0.99	85.4/0.92	2.81	88.1/0.94	68.25/0.93	65.5/0.91	76.6/0.94	68.38/0.94	2.81	5.62							5.62
275	(119)	118(T)	Anna Weaver McGrath Morgan Academy : Southern Region, USA		77/0.93	79/0.95	57/0.9	77.5/0.96	85.95/0.92	2.8	90.7/0.98	69.5/0.94	73/0.96	72/0.91	66/0.92	2.81	5.62							5.62
126	(121)	120(T)	Cassandra Mach Greenway Academy : Western Region, USA		78.2/0.94	74/0.92	62.5/0.92	73.5/0.92	78.5/0.89	2.76	92.5/1	66.75/0.92	75/0.97	77.6/0.95	67/0.93	2.84	5.61							5.61
224	(120)	120(T)	Cailin Mullen Walsh Kelley : Southern Region, USA		78.9/0.95	80.5/0.96	66/0.93	73.75/0.92	86.75/0.94	2.82	79.5/0.89	73.75/0.97	67.5/0.93	78.9/0.96	63.25/0.9	2.79	5.61							5.61
269	(122)	120(T)	Greta Swanson Malone Academy : Western Region, USA		70/0.89	72/0.91	67.5/0.94	72/0.91	85.6/0.92	2.73	89.2/0.96	74/0.97	70.5/0.95	82/0.99	64.25/0.91	2.87	5.61							5.61
137	(124)	123(T)	Megan Bowlus McDonough-Grimes : New England Region, USA		82.1/0.99	72/0.91	61/0.91	81/0.99	88.9/1	2.89	86.9/0.93	62.25/0.89	65/0.91	68.3/0.89	63/0.9	2.71	5.6							5.6
246	(123)	123(T)	Catherine McElroy Bracken : Western Region, USA		76.3/0.93	78/0.94	64.5/0.93	76.75/0.95	88.22/0.98	2.82	85.4/0.92	74.25/0.97	63/0.9	74.2/0.92	70/0.95	2.78	5.6							5.6
119	(126)	125(T)	Katherine Shuler Reed : Western Region, USA		64/0.89	69/0.9	57/0.9	70.5/0.9	83/0.9	2.69	91.6/0.99	68/0.93	78/0.98	75.4/0.93	75.75/0.99	2.9	5.59							5.59



Final Result for Competition 20A : Girls Under 17 - A

WMH = World Medal Holder : OS = Overseas : WQ = World Qualifier : R = Recaller : Score = Judges marks : IP = Irish Points (Grid Score) : FTC = Failed To Complete

Card	Position @ recall	Final Place	Name/School	Status	Maire Dixon	Caroline Greene-Parley	Kimberley Lancaster	Atracta Quinn	Brian Sexton	1st Round Total (IP)	Conor Ayres	Maeve Croke	Donna Crouch	Megan Hickey	Pauline Shaw	2nd Round total (IP)	Total IP for Rounds 1 & 2	Isabella Fogarty	Reg Griffiths	Michael Toal	Claire Usher-McMorrow	Lisa Waites	3rd Round Total (IP) *	TOTAL IP *
					ROUND 1 : Score/IP					ROUND 2 : Score/IP					ROUND 3 : Score/IP									
156	(127)	125(T)	Penny O'Meara Scoil Rince Ní Bhraonain : Mid America Region, USA		72.3/0.9	69/0.9	73.5/0.97	74/0.93	89.7/22	2.8	86.8/0.93	70.75/0.95	70.25/0.95	74.3/0.92	63/0.9	2.79	5.59							5.59
170	(125)	125(T)	Claire O'driscoil Connick Reid Academy : Southern Region, USA		78.8/0.95	80.25/0.96	62.75/0.92	72.25/0.91	89.9/28	2.83	79.9/0.9	72.5/0.96	66/0.92	73/0.91	67/0.93	2.76	5.59							5.59
260	(128)	125(T)	McKayla Burke McDonald : Mid Atlantic Region, USA		77/0.93	72/0.91	70/0.96	70.75/0.9	88.62/0.99	2.79	88.5/0.95	66.25/0.92	65/0.91	79.1/0.96	67.25/0.93	2.79	5.59							5.59
134	(129)	129(T)	Lillian Judge Murray Academy : New England Region, USA		73.2/0.9	88/5	55/0.89	80.8/0.99	83.8/0.9	2.8	87.2/0.93	65.5/0.91	72.25/0.96	75.8/0.93	66/0.92	2.78	5.58							5.58
164	(130)	129(T)	Christina Pellegrini Greene Academy : Western Region, USA		74.5/0.91	81/0.97	64/0.93	76.5/0.95	87.9/0.97	2.84	80/0.9	72/0.95	64/0.91	74/0.92	66/0.92	2.74	5.58							5.58
178	(131)	131(T)	Ava Wolff Watt : Western Region, Canada		75.6/0.92	78/0.94	60.5/0.91	71.25/0.9	87.2/0.95	2.77	87.5/0.94	69/0.93	69/0.94	75.5/0.93	63/0.9	2.8	5.57							5.57
185	(132)	131(T)	Hannah Socha Santacroce : New England Region, USA		78/0.94	78/0.94	69.5/0.95	73/0.92	87.65/0.96	2.83	80.2/0.9	66/0.91	67/0.92	79.2/0.96	62/0.89	2.74	5.57							5.57
120	(134)	133(T)	Allison Kolber O'Hare School : Mid America Region, USA		67/0.89	72/0.91	62/0.92	75/0.94	84.5/0.91	2.73	90.4/0.97	66/0.91	62/0.89	79.6/0.97	69.25/0.94	2.83	5.56							5.56
165	(133)	133(T)	Holly Adamski Johnston : Mid Atlantic Region, USA		72.4/0.9	79.25/0.95	76/0.98	72/0.91	86.2/0.93	2.79	84/0.91	71/0.95	66/0.92	75.2/0.93	67/0.93	2.77	5.56							5.56
251	(135)	135	Mehera Bastani The Davidson Academy : Eastern Region, Canada		78.7/0.95	78/0.94	64/0.93	74.25/0.93	87.82/0.96	2.82	80.8/0.9	61.5/0.89	64/0.91	74.6/0.92	71/0.96	2.73	5.55							5.55
180	(137)	136(T)	Ceili Gilbert-Webster Casey O'Loughlin : Western Region, Canada		73.9/0.91	77/0.93	67.5/0.94	71.75/0.91	89.2/6.5	2.79	80.1/0.9	68/0.93	65.5/0.91	73.7/0.91	77/1.2	2.75	5.54							5.54
263	(136)	136(T)	Lillian Lake The Academy : Mid America and Western Australia		78.7/0.95	72/0.91	66.25/0.94	72.5/0.91	86.15/0.93	2.78	83.8/0.91	65.25/0.91	66.5/0.92	76.2/0.94	72/0.96	2.77	5.54							5.54
227	(138)	138(T)	Keira Lloyd Ardan Academy : Mid America Region, USA		74.3/0.91	74/0.92	57.5/0.9	80.2/0.98	85.2/0.91	2.74	83.4/0.91	69.75/0.94	70/0.94	70.3/0.9	69/0.94	2.79	5.53							5.53
276	(139)	138(T)	Jane Stephens Keenan Irish Dance : Western Region, USA		79/0.95	68/0.89	58/0.9	69.5/0.89	87.72/0.96	2.75	88.6/0.95	64.75/0.91	71/0.95	73.8/0.91	66.25/0.92	2.78	5.53							5.53
218	(140)	140(T)	Audrey Dempsey Johnson : Eastern Region, Canada		75.2/0.92	73/0.91	67/0.94	72.75/0.92	86.45/0.93	2.77	84.5/0.91	65.5/0.91	72.5/0.96	70.5/0.9	68/0.94	2.76	5.52							5.52
273	(141)	140(T)	Bria Guthrie Greene : Eastern Region, Canada		74/0.91	70/0.9	65.5/0.93	70/0.89	86.65/0.94	2.74	86.7/0.93	72.25/0.96	68/0.93	67.5/0.89	66/0.92	2.77	5.52							5.52
103	(143)	142(T)	Grace Byrne Cleary : Western Region, USA		66/0.89	75/0.92	51/0.89	77/0.95	81/0.89	2.7	88.3/0.94	70.5/0.94	67/0.92	69.3/0.9	74/0.98	2.81	5.51							5.51
113	(144)	142(T)	Brigid Cronin Driscoll School : Mid America Region, USA		78.1/0.94	77/0.93	58/0.9	69/0.89	84.5/0.91	2.74	90/0.97	67.75/0.93	61.5/0.89	75.1/0.93	64.75/0.91	2.76	5.51							5.51
125	(142)	142(T)	Lucy Kang Haley Prendergast : Western Region, USA		77.2/0.93	73/0.91	58.5/0.9	75.5/0.94	82.3/0.89	2.75	91.9/0.99	67/0.92	61.5/0.89	77.1/0.94	63/0.9	2.76	5.51							5.51
101	(145)	145(T)	Julia Barnett Avoca Irish Dance : Western Region, USA		68/0.89	68/0.89	51/0.89	71/0.9	79/0.89	2.67	88.8/0.95	64.25/0.9	79/0.99	74.7/0.92	72/0.96	2.83	5.5							5.5
154	(146)	145(T)	Carol Lombard Legacy Irish Dance Academy : Southern Region, USA		78.2/0.94	72/0.91	62.25/0.92	70.5/0.9	89.3/10	2.77	87.9/0.94	60.5/0.89	64/0.91	73.6/0.91	64.5/0.91	2.73	5.5							5.5
226	(147)	145(T)	Maggie Lehman Blackbird Academy : Mid America Region, USA		77.6/0.94	68/0.89	59.5/0.91	75.75/0.94	85.7/0.92	2.76	80.4/0.9	70.25/0.94	66.75/0.92	72.9/0.91	64/0.91	2.74	5.5							5.5
135	(148)	148(T)	Emma Francis Boyle : Southern Region, USA		70.4/0.9	71/0.9	60.25/0.91	70.75/0.9	83.1/0.9	2.7	87.1/0.93	68.5/0.93	67.75/0.93	73.5/0.91	72/0.96	2.79	5.49							5.49
200	(149T)	148(T)	Lillian Pease Rankin Holland : Mid America Region, USA		80/0.97	69/0.9	67/0.94	73.5/0.92	84.9/0.91	2.77	79.5/0.89	60.5/0.89	66.5/0.92	78.6/0.96	63/0.9	2.71	5.49							5.49
254	(149T)	148(T)	Delaney Luther Francis Academy : Mid Atlantic Region, USA		76/0.92	72/0.91	62/0.92	80.3/0.98	86.75/0.94	2.78	79.4/0.89	62.5/0.9	61/0.89	76.5/0.94	66.25/0.92	2.71	5.49							5.49



Final Result for Competition 20A : Girls Under 17 - A

WMH = World Medal Holder : OS = Overseas : WQ = World Qualifier : R = Recaller : Score = Judges marks : IP = Irish Points (Grid Score) : FTC = Failed To Complete

Card	Position @ recall	Final Place	Name/School	Status	ROUND 1 : Score/IP					1st Round Total (IP)	ROUND 2 : Score/IP					2nd Round total (IP)	Total IP for Rounds 1 & 2	ROUND 3 : Score/IP					3rd Round Total (IP) *	TOTAL IP *
					Maire Dixon	Caroline Greene-Parfery	Kimberley Lancaster	Altracta Quinn	Brian Sexton		Conor Ayres	Maeve Croke	Donna Crouch	Megan Hickey	Pauline Shaw			Isabella Fogarty	Peg Griffiths	Michael Toal	Claire Usher-McMorrow	Lisa Waites		
106	(151)	151(T)	Kosette McPherson Ardan Academy : Mid America Region, USA		78/0.94	76/0.93	60/0.91	70/0.89	82/0.89	2.73	87.9/0.94	63.5/0.9	64.5/0.91	76/0.93	64/0.91	2.75	5.48						5.48	
148	(152)	151(T)	Amelia Alvarez McClanahan : Mid America Region, USA		73.2/0.9	82/0.97	56.5/0.9	77.25/0.95	82.7/0.9	2.75	89.5/0.96	63/0.9	67.75/0.93	69.1/0.9	62.75/0.9	2.72	5.48						5.48	
195	(153)	153	Emily Underwood Rose Academy of Irish Dance : Western Region, USA		72.4/0.9	78/0.94	66/0.93	76.25/0.95	83.7/0.9	2.78	79.5/0.89	61/0.89	64.5/0.91	76.9/0.94	60.75/0.89	2.69	5.47						5.47	
114	(155)	154(T)	Kaelin Coil Celtic Steps : Western Region, USA		77.1/0.93	65/0.89	59/0.9	68/0.89	92/75	2.72	88.2/0.94	63.25/0.9	68.5/0.93	69.7/0.9	62.75/0.9	2.73	5.46						5.46	
191	(154)	154(T)	Kylee Wright Diaga Irish Dance : Eastern Region, Canada		74/0.91	76/0.93	67/0.94	71.25/0.9	89.65/21	2.78	78/0.89	67/0.92	62.5/0.9	70.1/0.9	60.25/0.89	2.68	5.46						5.46	
189	(156)	156	Greta Seyfarth O'Shea : Mid America Region, USA		69.8/0.89	65/0.89	58/0.9	75/0.94	88.4/0.98	2.73	80.5/0.9	65/0.91	63.5/0.9	69/0.9	71/0.96	2.71	5.44						5.44	
277	(157)	157	Charlotte Crichton Murray Academy : New England Region, USA		76/0.92	67.5/0.89	60/0.91	69/0.89	85.75/0.92	2.72	87.6/0.94	63.75/0.9	62.5/0.9	73.2/0.91	63.5/0.91	2.72	5.43						5.43	
121	(159)	158(T)	Violet Schabel Eilish Sullivan : Mid America Region, USA		79.1/0.96	74/0.92	61/0.91	69.5/0.89	78/0.89	2.72	84.7/0.91	61.75/0.89	60/0.89	67.7/0.89	66/0.92	2.69	5.42						5.42	
124	(158)	158(T)	Lara Macdonald Carey Academy : Southern Region, USA		75/0.92	70/0.9	59.5/0.91	70.25/0.9	81.5/0.89	2.7	89/0.95	61.25/0.89	63.5/0.9	74.9/0.92	62/0.89	2.72	5.42						5.42	
152	(160)	160	Mackenzie Hoover Irwin Academy : Mid America Region, USA		72.3/0.9	67/0.89	59/0.9	70.25/0.9	86.7/0.94	2.7	88.9/0.95	64.5/0.91	63/0.9	72.7/0.91	63.25/0.9	2.72	5.41						5.41	
182	(162)	161(T)	Caitlin Troxel O'Shaughnessy Academy : Western Region, USA		67/0.89	67/0.89	62.25/0.92	70/0.89	87.7/0.96	2.7	79.7/0.89	64/0.9	61/0.89	70.7/0.9	61.5/0.89	2.69	5.39						5.39	
188	(161)	161(T)	Ellen Chuo Inishfree : Southern Region, USA		78.7/0.95	73/0.91	55.5/0.89	71/0.9	84.1/0.91	2.72	79.6/0.89	63/0.9	60/0.89	67/0.89	62.25/0.89	2.67	5.39						5.39	
149	(164)	163(T)	Teagan Kiger Keigher Academy : Mid America Region, USA		73.4/0.91	70/0.9	55/0.89	68.5/0.89	86.3/0.93	2.7	79.3/0.89	60.75/0.89	66/0.92	67.9/0.89	63.75/0.91	2.68	5.38						5.38	
174	(163)	163(T)	Rebecca Roalson Heritage : Western Region, USA		65/0.89	70/0.9	56/0.89	71.75/0.91	87.3/0.95	2.7	78/0.89	62/0.89	63/0.9	79/0.96	60.5/0.89	2.68	5.38						5.38	