




North American Irish Dance Championships 2023



Results for Competition 28 : Girls Under 9

Adjudicators

Round 1

Conor Ayres
Denise Elebert
Megan Hickey
Brian Sexton
Julie Showalter-Marshall

Round 2

Maire Dixon
Michael Donnellan
Isabella Fogarty
Caroline Greene-Parfery
Cian Nolan

Round 3


Gerard Carroll
Maeve Croke
Sonia Leonard-Hanly
Attracta Quinn
Claire Usher-McMorrow



Final Result for Competition 28 : Girls Under 9

WMH = World Medal Holder : OS = Overseas : WQ = World Qualifier : R = Recaller : Score = Judges marks : IP = Irish Points (Grid Score) : FTC = Failed To Complete


Card	Position @ recall	Final Place	Name/School	Status	ROUND 1 : Score/IP					1st Round Total (IP)	ROUND 2 : Score/IP					2nd Round total (IP)	Total IP for Rounds 1 & 2	ROUND 3 : Score/IP					3rd Round Total (IP) *	TOTAL IP *
					Conor Ayres	Denise Eiebert	Megan Hickey	Brian Sexton	Julie Showalter-Marshall		Maire Dixon	Michael Donnellan	Isabella Fogarty	Caroline Greene-Parfery	Cian Nolan			Gerard Carroll	Maevie Croke	Sonia Leonard-Hanly	Attractia Quinn	Claire Usher-McMorrow		
207	(1)	1	Elaina Lawrence Doherty Petri : USA and Ireland	R	98.5/100	92/60	92/100	89.8/47	96/75	235	99.9/100	92/100	96/100	95/75	96/100	300	535	97/75	95/100	96/100	84/75	96/100	275	810
180	(2)	2	Mila Brown Nadine Martin Academy : North West Region, England	R	98/75	96/100	91/75	85.6/10	96.3/100	250	99.5/60	88/75	94/75	95.5/100	95/75	225	475	97.5/100	91/56	94.25/65	83.9/65	95.5/75	205	680
182	(4)	3	Darlagh McCrory Doherty Petri : USA and Ireland	R	96.7/56	79.75/0.99	89.5/65	89.6/43	91.7/50	149	99.8/75	86/65	92.5/56	94/65	94.25/65	195	344	96/65	94/65	95/75	84.5/100	95/65	205	549
110	(3)	4	Kallie McHugh Goulding : New England Region, USA	R	97/65	93/65	89/60	92/100	90.5/38	190	93.5/47	85/60	93/65	93.7/56	87.75/34.5	163	353	89/47	92/60	92/53	83.6/53	94.5/56	162	515
136	(7)	5	Keava Gibson The Michaela Hinds Academy : Eastern Region, Canada	R	96.5/53	89/50	84/38	81.5/0.99	91.8/53	141	89.3/29	79.25/39	88.2/25	88.75/27.5	83.5/12.5	81.5	222.5	89.25/50	88.5/45	91/47	82.2/25	93/41	133	355.5
107	(8)	6	Leah Farrell McAleer-Paulson : Mid Atlantic Region, USA	R	89.5/1	83.5/28	87/56	80/0.98	93.2/65	85	90.6/38	80/41	87.8/21	93.9/60	92.5/53	132	217	85/41	89/47	87.5/25.5	83.2/40	91/27.5	108.5	325.5
140	(5)	7	Caroline Lafferty Mullane Godley : Mid America Region, USA	R	94.9/35	84.5/37.5	86.5/50	88.7/34	88.8/27	106.5	87.9/23	80.95/47	90/40	90.1/38.5	93/56	125.5	232	80.5/35	86.75/37	85.25/10.5	83.1/37.5	90/19.5	91.5	323.5
158	(6)	8	Erin Beckett Kelly Hendry : North East Region, England	R	96.9/60	83.6/29.5	86.8/53	85.7/11	88.6/26	108.5	89/28	83.5/53	88.1/23.5	90.2/41	93.5/60	122	230.5	84.75/39	88.25/43	84/1	79.25/3	93.25/44	85	315.5
213	(21)	9	Brigid Murphy Hull Celtic Steps : Western Region, USA	R	93.6/28	83.25/25.5	83.2/35	91.5/65	90/34.5	97.5	79.2/0.99	66/0.99	90/40	88.75/27.5	84.5/19.5	47.99	145.49	94/60	94.5/75	93/56	83.5/50	92/35	166	311.49
151	(12)	10	Amy Gallagher Brady Campbell : Mid America Region, USA	R	90.4/8	95/75	81.6/22	85.5/9	87.6/20.5	51.5	90/33	84/56	91.5/46	91/48.5	92/50	144.5	196	79.5/31	85.75/33	84.5/4.5	83.7/56	93.75/50	114	310
154	(15)	11	Bridget Zive Harney Pender Keady Academy : New England Region, USA	R	95.4/41	84.1/35	82.4/29	91/60	89.3/30.5	106.5	87/21	74.75/24	84.2/0.98	89/29.5	89/42	74.5	181	85.5/43	84.25/27	89.75/41	81.8/21	94.75/60	111	292
117	(13)	12	Rose Doney Kinsella : Mid America Region, USA	R	96/47	87/47	80.8/16	74/0.95	91.5/45	108	84/12	78/35	88.5/28	92/53	85.5/22.5	85.5	193.5	84.5/38	80.5/13	89.25/38.5	82.4/27	91.25/30.5	95.5	289
150	(10)	13	Trasa King Halloran : New South Wales, Australia	R	95.1/37	81/3.5	82.2/28	87.5/24	91.6/47	89	94/50	63.65/0.98	89/34.5	90.5/43	88/36.5	114	203	73.75/1	84.75/29	85.5/12.5	83.3/43	92.75/38.5	80	283
101	(25)	14	Eleanor Theobald Ondrach Mulhern Geraghty : USA & Ireland	R	92/17	82/14	82/27	82/1	84/8.5	39.5	80/0.99	68.5/1.5	89.2/36.5	90/36	90/47	74	113.5	89.5/53	90/53	94/60	83.8/60	92.25/36	166	279.5
205	(14)	15	Mattie Ann Fritzingier Kelly Gallagher - North Carolina : Southern Region, USA	R	95.2/38	83.8/32	81.1/17	76.9/0.97	93.1/60	87	80/0.99	79/38	92/50	89.9/33.5	86.25/26.5	98	185	86/45	87/38	90/43	80.5/11	86.25/0.99	92	277
172	(9)	16	Audrey Warner Celtic Steps : Western Region, USA	R	95.9/45	84/33.5	86/47	87.1/21	83.6/6	99.5	92/43	80.35/43	89.5/38	89.5/32	87.5/32.5	113.5	213	77.5/23.5	78.75/7	85.75/14.5	77.25/1	90.6/24	45	258
193	(19)	17	Nora Kinsella-Alba Kinsella : Mid America Region, USA	R	94.2/31	84.5/37.5	81.3/19	76.3/0.96	91.4/43	87.5	90.5/36.5	68.5/1.5	92.25/53	83/7	86.5/28.5	72	159.5	78/25	88/41	89/37	82.5/28	91.5/32.5	97.5	257
125	(11)	18	Kennedy Ashworth Clark Academy : Mid America Region, USA	R	95/36	84/33.5	81.5/21	90/53	89.3/30.5	100	90.3/35	77.65/32	81.2/0.95	89.9/33.5	87.5/32.5	98	198	76.5/15.5	84.5/28	88.6/34.5	80.8/14	88.25/6.5	57.5	255.5
203	(16)	19	Evelyn Bowles Sullivan-Stewart : New England Region, USA	R	95.3/39	91/56	79.3/1	86.4/15	86.5/16.5	70.5	99.2/56	72.25/16	92.8/60	80/0.99	87.25/31	103	173.5	80/33	84/26	88.75/36	82/22.5	90/19.5	81.5	255
209	(17)	20	Teagan Henry Irwin Academy : Mid America Region, USA	R	90.9/10	82.4/18.5	84.2/39	91.7/75	77.6/0.99	67.5	91.5/39	77/31	90.75/43	84/10	86/24.5	94.5	162	78.5/27	85/30	88.25/31	76/0.99	92.5/37	88	250
175	(18)	21	Liliana McMorrow Harney Pender Keady Academy : New England Region, USA	R	93.2/24	82.1/15.5	85.4/45	88.1/30	90/34.5	88.5	86.3/19	76.25/29	87/11	87.5/24.5	89.5/45	72.5	161	76.75/17.5	86.25/35	88.25/31	79.75/5	93.5/47	83.5	244.5
204	(20)	22	Evangeline Bowen Legacy Irish Dance Academy : Southern Region, USA	R	93.9/29	85.5/43	80.4/13	81.8/0.99	77.6/0.99	42.99	99.7/65	78.45/36	91.5/46	89.2/31	82.75/7.5	113	155.99	79/29	86/34	84.25/2.5	81/16	89.5/15.5	60.5	216.49
216	(38)	23	Aoife Fleming Kelly Hendry : North East Region, England	R	94.3/32	81.3/7	83.4/36	87.3/22.5	86.3/12.5	67	78.3/0.98	64.35/0.98	88.1/23.5	82/4.5	82/2.5	7.98	74.98	90/56	86.5/36	91.75/50	80.7/13	94.25/53	139	213.98
169	(22)	24	Vida McKeefrey Harper Academy : Mid Atlantic Region, USA	R	93.5/27	82.4/18.5	81.75/24	76.3/0.96	86.3/12.5	55	90.5/36.5	77.75/33	88.3/26.5	87/20.5	87/30	89.5	144.5	75.75/11	85.25/31	86.5/19.5	83.4/46	87.7/1	61.5	206
166	(29)	25	Shea Wong Murray Academy : New England Region, USA	R	90.3/7	81.6/9	85/43	77.1/0.97	91.2/41	57	80/0.99	78.5/37	84.8/0.99	81/1.2	88.5/38.5	39.19	96.19	79.75/32	81.25/16	90.25/45	83.1/37.5	91.5/32.5	102	198.19



Final Result for Competition 28 : Girls Under 9

WMH = World Medal Holder : OS = Overseas : WQ = World Qualifier : R = Recaller : Score = Judges marks : IP = Irish Points (Grid Score) : FTC = Failed To Complete


Card	Position @ recall	Final Place	Name/School	Status	ROUND 1 : Score/IP					1st Round Total (IP)	ROUND 2 : Score/IP					2nd Round total (IP)	Total IP for Rounds 1 & 2	ROUND 3 : Score/IP					3rd Round Total (IP) *	TOTAL IP *
					Conor Ayres	Denise Eiebert	Megan Hickey	Brian Sexton	Julie Showalter-Marshall		Maire Dixon	Michael Donnellan	Isabella Fogarty	Caroline Greene-Parfery	Cian Nolan			Gerard Carroll	Maewo Croke	Sonia Leonard-Hanly	Attractia Quinn	Claire Usher-McMorrow		
177	(37)	26	Aubrey Dechant Emerald Isle : Mid Atlantic Region, USA	R	93.3/25	86/45	78.9/0.99	87.6/25	83.2/5	55	83.4/11	70/7.5	86.5/5.5	79/0.99	88.5/38.5	24	79	82/36	89.5/50	88.25/31	82.9/33.5	93.25/44	113.5	192.5
156	(26)	27	Emily Paquette Wilson-Bryson-Dennis School : Eastern Region, Canada	R	85/0.98	82.1/15.5	82.7/32	86.7/18	77.7/0.99	34.49	91.6/41	62.75/0.96	88.6/29.5	88.5/26	84/15.5	71	105.49	79.25/30	83.25/23	87.75/27.5	81.5/20	90.25/21.5	72	177.49
152	(28)	28	Hannah Koch Costello Irish Dance : Eastern Region, Canada	R	94.8/34	84.75/39	81.8/25	86.5/16	81.6/1	75	88.5/26	80.65/45	82.5/0.97	78.5/0.99	81/1	27.98	102.98	80.25/34	81.75/18	86.75/21	83/35.5	86.5/0.99	73	175.98
162	(24)	29	Amelie McFarland Casey O'Loughlin : Western Region, Canada	R	96.3/50	84.25/36	84.4/41	88.4/31	86.4/14.5	108	88/24.5	69/3	86.5/5.5	80/0.99	82.5/5.5	14	122	74.5/4.5	79.75/10	83.75/1	83.2/40	91/27.5	42	164
184	(35)	30	Caroline Magee Keane O'Brien Academy : New England Region, USA	R	92.2/18	81.75/11.5	79.25/1	79.7/0.98	73.4/0.97	13.48	89.8/32	65.5/0.99	87.8/21	90.75/45	84.5/19.5	72.5	85.98	84/37	82/19	85/8.5	83/35.5	90.5/23	77.5	163.48
139	(27)	31	Eleanor Sadoway Scoil Rince Fa'inne Chladach : Eastern Region, Canada	R	79.1/0.95	80.75/2	78.8/0.99	87.8/26.5	76/0.98	3.97	90.2/34	71.75/14.5	88.8/32.5	90/36	87.75/34.5	101	104.97	74.75/6	81.5/17	84.75/6.5	81.3/19	90.75/25	42.5	147.47
137	(34)	32	Leah Vecchione Boland : Mid Atlantic Region, USA	R	81.6/0.97	79.5/0.99	79.2/1	88.5/32	89.9/33	33.99	87.8/22	66/0.99	87.7/18.5	85/12	86.25/26.5	52.5	86.49	75.25/9	71/0.99	89.25/38.5	83.4/46	89.25/13	60.5	146.99
113	(30)	33	Natalie Donio Clarkson : Mid America Region, USA	R	85/0.98	83/23	81.9/26	77/0.97	88/23	46.98	88.9/27	75.85/26	83/0.97	87.1/22	79/0.98	48.98	95.96	76.25/13.5	83.5/24	85.5/12.5	82.7/31	89.25/13	50.5	146.46
173	(33)	34	Caeli McCardell Kristin Butke : Southern Region, USA	R	93.4/26	81/3.5	82.8/33	88.8/35	88.3/25	84	81/1	62/0.96	84.2/0.98	86/16	81.5/1	2.98	86.98	72.5/0.99	76.75/3	87.75/27.5	82.6/29.5	90.8/26	56.5	143.48
157	(23)	35	Grace Jirschele Kinsella : Mid America Region, USA	R	89.9/2	80.5/1	74.2/0.95	73.5/0.94	87.4/19	3.95	95/53	82/50	88.7/31	90.1/38.5	85.5/22.5	119.5	123.45	73.5/1	78.5/6	85/8.5	77.5/1	88.8/8.5	15.5	138.95
104	(31)	36	Maybelle Valenti Mulvihill-Lynch : Mid Atlantic Region, USA	R	90/3	80.25/1	78/0.98	81/0.99	92/56	4.98	93/45	73.85/19	88.6/29.5	79/0.99	89/42	90.5	95.48	74.5/4.5	87.5/39	83.25/1	82.3/26	87.5/1	31.5	126.98
132	(39)	37	Aviah Welch Celtic Steps : Western Region, USA	R	92.9/23	83.75/31	81.2/18	90.5/56	73.6/0.97	72	75.8/0.96	63/0.97	81.6/0.95	73.1/0.95	75/0.96	2.87	74.87	77/19.5	82.5/21	86.25/17.5	80.4/10	89/10.5	47.5	122.37
134	(32)	38	Campbell MacLeod Brady Campbell : Mid America Region, USA	R	94.5/33	82.75/21.5	83/34	73.5/0.94	78/0.99	55.49	86.2/17.5	73.75/18	85.8/1	87/20.5	81.5/1	36.5	91.99	77.25/21.5	76.5/2	82.25/0.99	82.1/24	87.5/1	24.5	116.49
199	(41)	39	Andie Grafing Corda Mor : Mid America Region, USA	R	86.4/0.98	83.4/27	78.75/0.99	86.3/14	84/8.5	23.49	81.6/3	69.5/4	88.8/32.5	91/48.5	79.5/0.99	39.5	62.99	76.5/15.5	81/15	86/16	82.8/32	88/4.5	46.5	109.49
146	(61)	40	Alicia Gruber Bellator Academy : Mid America Region, USA	R	92.4/20	82.75/21.5	76.5/0.96	75.7/0.96	82/1.5	22.46	79/0.99	66/0.99	81.4/0.95	77/0.97	73/0.94	2.91	25.37	78.75/28	80.25/12	87.25/24	82.9/33.5	91.25/30.5	82.5	107.87
218	(56)	41	Sloane Skowera Harney Pender Keady Academy : New England Region, USA	R	72/0.93	78/0.97	69.3/0.93	78.3/0.97	87.2/18	2.88	89.6/31	69.85/6	87.8/21	77.5/0.97	80.25/0.99	27.99	30.87	77.5/23.5	85.5/32	88.6/34.5	80.6/12	89.75/17.5	73	103.87
215	(36)	42	Juliana Hillier Short : Eastern Region, Canada	R	92.6/22	77.25/0.96	82.6/31	89.7/45	69/0.95	53.96	76.7/0.97	63.45/0.97	89.2/36.5	89/29.5	77/0.97	31.44	85.4	75.5/10	78/5	85.75/14.5	77/0.99	86.5/0.99	15.99	101.39
179	(43)	43	Tessa Smith Trinity Academy : Mid America Region, USA	R	87.5/0.99	80.6/1	81.4/20	85.4/8	86.4/14.5	23.5	80.3/1	76/27.5	88.3/26.5	80/0.99	83/9.5	37	60.5	72.75/0.99	71.5/0.99	87/22.5	80.1/7	91.2/29	30.49	90.991
141	(54)	44	Elodie Cafef Corda Mor : Mid America Region, USA	R	91.5/16	82.25/17	79.6/4	83.3/2	77/0.98	22	78/0.98	74/20.5	85/0.99	83/7	76/0.96	8.97	30.97	74.25/2.5	83.75/25	86.25/17.5	80.9/15	91.75/34	57.5	88.466
168	(44)	45	Adair McNiff McAleer-Paulson : Mid Atlantic Region, USA	R	94/30	79.75/0.99	81.7/23	73.3/0.94	90.1/36	53.99	71/0.93	65/0.98	83/0.97	72/0.94	77/0.97	2.88	56.87	72.25/0.99	72.5/0.99	86.5/19.5	82/22.5	88.8/8.5	28.99	85.864
105	(57)	46	Kieva Hofmann McHugh : Mid Atlantic Region, USA	R	89/0.99	78/0.97	75/0.96	84/5	86/11	6.96	80.3/1	71.65/13	85.8/1	86/16	83/9.5	23.5	30.46	78.25/26	83/22	87.5/25.5	80/6	87.75/2.5	53.5	83.96
133	(40)	47	Neave Hunt Jordan Hunt : Mid Atlantic Region, USA	R	90.2/5.5	81.5/8	80.5/14	89.5/41	90.8/39	61	77.9/0.97	70.45/9	86.1/1	78/0.98	82.75/7.5	9.48	70.48	74/1	73.5/1	84.25/2.5	82.6/29.5	88/4.5	8	78.477
200	(51)	48	Madeline Collins Inishfree : Mid Atlantic Region, USA	R	95.7/43	81.8/13	80.6/15	83.4/3	81.2/1	31	82.3/6.5	67/1	84/0.98	78.4/0.98	81.5/1	2.98	33.98	77/19.5	80/11	87/22.5	78/1	89.25/13	43.5	77.48
153	(47)	49	Mae McNerney Culkin : Southern Region, USA	R	86/0.98	81.25/5.5	83.7/37	89.3/39	77.2/0.99	43.49	76/0.96	63.75/0.98	83.1/0.97	76/0.96	75/0.96	2.89	46.38	77.25/21.5	82.25/20	82.75/0.99	80.2/8	87.75/2.5	30.5	76.88
120	(46)	50	Madeline Labbe Harney Pender Keady Academy : New England Region, USA	R	92.5/21	85/41	80/9	76.5/0.96	86.5/16.5	46.5	81/1	60.15/0.94	84.1/0.98	78.1/0.98	82/2.5	2.96	49.46	72.25/0.99	79.5/9	84/1	81.1/17	92.75/38.5	27	76.46



Final Result for Competition 28 : Girls Under 9

WMH = World Medal Holder : OS = Overseas : WQ = World Qualifier : R = Recaller : Score = Judges marks : IP = Irish Points (Grid Score) : FTC = Failed To Complete


Card	Position @ recall	Final Place	Name/School	Status	ROUND 1 : Score/IP					1st Round Total (IP)	ROUND 2 : Score/IP					2nd Round total (IP)	Total IP for Rounds 1 & 2	ROUND 3 : Score/IP					3rd Round Total (IP) *	TOTAL IP *
					Conor Ayres	Denise Eiebert	Megan Hickey	Brian Sexton	Julie Showalter-Marshall		Maire Dixon	Michael Donnellan	Isabella Fogarty	Caroline Greene-Parfery	Cian Nolan			Gerard Carroll	Maewo Croke	Sonia Leonard-Hanly	Attracta Quinn	Claire Usher-McMorrow		
111	(42)	51	Catherine Delaney Cashel Academy : Mid America Region, USA	R	80.5/0.97	90/53	77.2/0.97	89/37	80/1	38.97	86.7/20	66.65/1	83.6/0.98	87.3/23	79.25/0.98	21.98	60.95	73.5/1	75.5/1	84.75/6.5	80.3/9	87/1	8.5	69.441
131	(45)	52	Reagan Fahey Southern Irish Dance : Southern Region, USA	R	79.2/0.95	83.25/25.5	77.1/0.97	88/29	72/0.96	27.43	78/0.98	70.95/11	87.4/14	85.5/13	80.5/0.99	24.99	52.42	76.25/13.5	74.5/1	83/0.99	78.75/1	89.5/15.5	15.5	67.917
197	(49)	53	Agnes Asaad Harney Pender Keady Academy : New England Region, USA	R	88.3/0.99	76.75/0.96	78.25/0.98	75.6/0.95	66/0.94	2.89	86.2/17.5	72.45/17	87.5/15.5	77/0.97	75.75/0.96	33.47	36.36	75/8	76/1	88.5/33	79/2	90.25/21.5	31.5	67.862
142	(48)	54	Annie Flakowski Finnegan Academy of Irish Dance : Southern Region, USA	R	87/0.98	80.5/1	78.3/0.98	82.1/1	87.6/20.5	2.98	74/0.95	76/27.5	86.8/10	81.5/3	86/24.5	37.5	40.48	74.8/7	80.75/14	83.5/1	79.5/4	89.75/17.5	25	65.478
109	(53)	55	Clare Cross Morse Academy : Mid Atlantic Region, USA	R	81/0.97	77/0.96	79.7/5	76/0.96	68/0.94	2.89	89.5/30	70.75/10	83.9/0.98	79/0.99	84.25/17.5	28.49	31.37	76/12	79/8	84.5/4.5	81.2/18	89/10.5	30.5	61.875
148	(60)	56	Delaney Chesak Trinity Academy : Mid America Region, USA	R	89.5/1	79.25/0.99	78.2/0.98	87/20	77.4/0.99	2.97	80/0.99	74/20.5	83/0.97	90/36	76/0.96	22.46	25.43	76.75/17.5	77/4	85.25/10.5	78.25/1	88.25/6.5	21	46.433
194	(50)	57	Cora Duplisea Burke : Mid America Region, USA	R	74.5/0.94	79/0.98	76.8/0.97	74.9/0.95	72/0.96	2.88	82.4/8.5	71.25/12	89/34.5	81/1.2	83.5/12.5	33	35.88	71/0.99	74/1	82.5/0.99	75/0.99	87.25/1	2.98	38.856
187	(52)	58	Grace Emmerling Dwyer : Mid America Region, USA	R	92.3/19	79/0.98	77.7/0.98	87.8/26.5	85.2/10	29.98	82.3/6.5	64.45/0.98	85.9/1	78/0.98	75.5/0.96	2.96	32.94	74/1	75/1	82/0.99	73/0.99	87/1	2.98	35.925
108	(55)	59	Riley Connolly Trinity Academy : Mid America Region, USA	R	60/0.93	78.25/0.98	79/0.99	79/0.98	72/0.96	2.91	78.1/0.98	76.35/30	85.4/0.99	86/16	83.25/11	27.99	30.91	74.25/2.5	72/0.99	81.25/0.99	78.5/1	85.75/0.99	2.98	33.888
217	(58)	60	Sydney Timperley Trinity Academy : Mid America Region, USA	R	89.2/0.99	76.25/0.95	79.9/8	88.9/36	73/0.97	9.96	73.6/0.94	65.85/0.99	86.7/8.5	84/10	83.75/14	19.49	29.45	73/1	70/0.99	83.25/1	74.5/0.99	86.75/0.99	2.98	32.429
195	(59)	61	Bridget Kelley Brady Campbell : Mid America Region, USA	R	87.3/0.99	83.1/24	70.6/0.94	79.4/0.98	89.7/32	25.97	71.3/0.94	60/0.94	84.8/0.99	75/0.96	78.25/0.98	2.88	28.84	70/0.99	73/0.99	88/29	74/0.99	86/0.99	2.97	31.815
186	(62)	62	Kendall O'Dea McClanahan : Mid America Region, USA		86.5/0.98	83.6/29.5	77.3/0.97	80.4/0.99	83.9/7	8.97	84.3/14	66.5/1	84.6/0.98	86/16	77.5/0.97	15.98	24.95							24.947
123	(63)	63	Molly O'Loughlin Casey O'Loughlin : Western Region, Canada		91/11.5	81.25/5.5	78.7/0.99	71.5/0.93	88.9/28	17.99	80.1/0.99	66/0.99	84.8/0.99	86.5/19	82.25/4	5.99	23.98							23.975
201	(64)	64	Delphine Chartrand Casey O'Loughlin : Western Region, Canada		89.6/1	77.25/0.96	75.8/0.96	79.2/0.98	87.7/22	2.94	73.9/0.94	66.65/1	87.1/12.5	83/7	88/36.5	20.5	23.44							23.438
214	(65)	65	Megan Pap Brady Campbell : Mid America Region, USA		89.2/0.99	78.5/0.98	78.5/0.99	82.7/1	69/0.95	2.96	74.8/0.95	77.8/34	87.6/17	73/0.94	80.75/0.99	18.95	21.91							21.905
178	(66)	66	Mary McNally McDade-Cara : Mid Atlantic Region, USA		80.1/0.96	75/0.94	78.4/0.98	86.9/19	76.7/0.98	2.93	85.2/16	62.5/0.96	86.2/2	75.5/0.96	85/21	18.96	21.89							21.89
221	(67)	67	Ellary Wood Possak Hampshire : Western Region, Canada		91.4/14.5	76.1/0.95	80.2/11	84.3/6	75.3/0.98	17.98	78.3/0.98	66/0.99	82/0.96	78.25/0.98	82.5/5.5	2.95	20.93							20.932
202	(68)	68	Eliana Mahon Trinity Academy : Mid America Region, USA		80.3/0.97	76.5/0.95	77.75/0.98	76.8/0.96	88.1/24	2.91	74.8/0.95	74.45/23	87.5/15.5	81/1.2	77.75/0.97	17.67	20.58							20.578
164	(69)	69	Shannon Hanley Mulvihill-Lynch : Mid Atlantic Region, USA		91.4/14.5	75.75/0.95	82.5/30	81.6/0.99	79.2/1	16.49	76.1/0.96	66/0.99	85.1/0.99	77/0.97	74.25/0.95	2.92	19.41							19.412
198	(70)	70	Penelope Brackin Cross Keys : Mid America Region, USA		87.4/0.99	73.5/0.94	77.25/0.97	82.6/1	89/29	2.96	74.3/0.95	75/25	87.1/12.5	78/0.98	80/0.99	14.47	17.42							17.421
115	(71)	71	Sabe Peron Kemenes Doherty Petri : USA and Ireland		91/11.5	80/1	78.5/0.99	77.5/0.97	90.3/37	13.48	78.2/0.98	62.85/0.96	81.8/0.96	78.4/0.98	75.75/0.96	2.9	16.38							16.384
135	(72)	72	Addison Krell Trinity Academy : Mid America Region, USA		79.9/0.96	76.25/0.95	79.8/7	89.2/38	82.6/4	11.96	79.7/0.99	71.75/14.5	80.3/0.95	76.5/0.97	77.75/0.97	2.93	14.89							14.889
119	(73)	73	Cassidy Gallo O'Sullivan : Mid Atlantic Region, USA		90.5/9	82.5/20	77.5/0.97	78.5/0.98	82/1.5	11.48	77.3/0.97	63.5/0.97	85.7/1	77.6/0.97	79.5/0.99	2.93	14.41							14.407
102	(74)	74	Teagan Nunn Kotelnicki : Mid Atlantic Region, USA		82/0.97	79/0.98	79.5/3	75/0.95	78/0.99	2.95	82.4/8.5	63.5/0.97	86.7/8.5	81/1.2	81.25/1	10.69	13.64							13.643
191	(75)	75	Lundyn Sadler Southern Irish Dance : Southern Region, USA		89.1/0.99	79.5/0.99	79.75/6	88.6/33	79.2/1	7.99	78.6/0.98	61.5/0.95	82.3/0.96	70.2/0.94	79.75/0.99	2.9	10.89							10.89



Final Result for Competition 28 : Girls Under 9

WMH = World Medal Holder : OS = Overseas : WQ = World Qualifier : R = Recaller : Score = Judges marks : IP = Irish Points (Grid Score) : FTC = Failed To Complete

Card	Position @ recall	Final Place	Name/School	Status	ROUND 1 : Score/IP					1st Round Total (IP)	ROUND 2 : Score/IP					2nd Round total (IP)	Total IP for Rounds 1 & 2	ROUND 3 : Score/IP					3rd Round Total (IP) *	TOTAL IP *	
					Conor Ayres	Denise Eiebert	Megan Hickey	Brian Sexton	Julie Showalter-Marshall		Maire Dixon	Michael Donnellan	Isabella Fogarty	Caroline Greene-Parfery	Cian Nolan			Gerard Carroll	Maevie Croke	Sonia Leonard-Hanly	Attracia Quinn	Claire Usher-McMorrow			
129	(76)	76	Josephine Dobie O'Shea : Mid America Region, USA		79.4/0.95	77.5/0.97	74.3/0.95	81.5/0.99	70/0.95	2.87	74/0.95	62.85/0.96	86.5/5.5	80/0.99	84.25/17.5	7.46	10.33								10.331
192	(77)	77	Mattie Marie Gentle Gray School : New England Region, USA		90.2/5.5	81.7/10	71.3/0.94	74.3/0.95	72.2/0.96	7.41	73.9/0.94	63.25/0.97	84.7/0.99	73/0.94	73/0.94	2.86	10.27								10.266
167	(78)	78	Kaitani Wiza Glencastle Irish Dancers : Mid America Region, USA		79.7/0.96	77.25/0.96	80.3/12	78.7/0.98	76/0.98	2.92	76.9/0.97	69.75/5	83.6/0.98	73.2/0.95	86.5/28.5	6.95	9.86								9.863
103	(79)	79	Isla Kelly Keane O'Brien Academy : New England Region, USA		80/0.96	74.5/0.94	77/0.97	78/0.97	73/0.97	2.9	84.5/15	65.85/0.99	82/0.96	82/4.5	81.75/1	6.49	9.38								9.3825
170	(80)	80	Mary Dugan McCarthy : Mid Atlantic Region, USA		77/0.94	75.75/0.95	76.2/0.96	73.2/0.94	69/0.95	2.84	82/4.5	64.85/0.98	86.5/5.5	75/0.96	78.5/0.98	6.46	9.3								9.3
106	(81)	81	Megan Clayton Blackbird Academy : Mid America Region, USA		79/0.95	79.5/0.99	74/0.95	73/0.94	76/0.98	2.88	79.6/0.99	64/0.98	86.4/3	87.5/24.5	78.5/0.98	4.97	7.85								7.846
163	(82)	82	Grace O'Neal Kelly Academy : Southern Region, USA		77.5/0.95	78.75/0.98	79.3/1	87.9/28	82.1/3	4.98	74.1/0.95	61/0.95	78/0.94	69/0.93	72/0.94	2.83	7.81								7.807
130	(83)	83	Cameron Donovan RMIDA : Western Region, USA		78.5/0.95	76/0.95	79.4/2	86/13	74.3/0.98	3.93	71/0.93	63.5/0.97	82.1/0.96	86/16	78.75/0.98	2.91	6.84								6.835
171	(84)	84	Odsanna Gebauer Cashel Academy : Mid America Region, USA		76.5/0.94	74.25/0.94	77.6/0.97	72.2/0.93	70.5/0.96	2.84	83/10	61.85/0.96	77.3/0.94	81/1.2	71/0.93	3.09	5.93								5.9293
181	(85)	85	Reagan Refice Aisling Mor Academy : Mid Atlantic Region, USA		79.3/0.95	78/0.97	78.6/0.99	86.6/17	73.6/0.97	2.93	79/0.99	74.25/22	83.1/0.97	80.5/1	80.5/0.99	2.97	5.9								5.9045
144	(86)	86	Tiernagh McCart Legacy Irish Dance Academy : Southern Region, USA		87/0.98	81.75/11.5	73.5/0.95	77.3/0.97	79/0.99	2.95	81/1	59.5/0.94	83.5/0.97	84/10	79.5/0.99	2.96	5.9								5.903
212	(87)	87	Clair Chen Costello Irish Dance : Eastern Region, Canada		89.4/1	78.75/0.98	79/0.99	74.1/0.95	73/0.97	2.94	78.3/0.98	61/0.95	84.6/0.98	76.5/0.97	77.25/0.97	2.92	5.86								5.861
219	(88)	88	Caroline Gruka Avoca Irish Dance : Western Region, USA		89.1/0.99	80.1/1	78.6/0.99	78.9/0.98	69/0.95	2.96	74.4/0.95	60.75/0.95	85.1/0.99	73/0.94	80.75/0.99	2.89	5.85								5.8485
165	(89)	89	Brigid Brezina Trinity Academy : Mid America Region, USA		82.6/0.97	79.25/0.99	77.9/0.98	75.4/0.95	74/0.98	2.93	74.2/0.95	70/7.5	81.8/0.96	78/0.98	80/0.99	2.92	5.85								5.848
138	(90)	90	Qianmu Lu McDade-Cara : Mid Atlantic Region, USA		83/0.98	77.5/0.97	77.8/0.98	82.5/1	73/0.97	2.92	80.1/0.99	65.95/0.99	83.1/0.97	76.2/0.96	76.5/0.97	2.93	5.85								5.8455
220	(91)	91	Piper Therriault McDade-Cara : Mid Atlantic Region, USA		89.3/1	79.4/0.99	78.8/0.99	77.7/0.97	64/0.93	2.95	76.3/0.96	60.85/0.95	80/0.95	79/0.99	78/0.98	2.89	5.84								5.838
149	(92)	92	Katelyn Freeman Morse Academy : Mid Atlantic Region, USA		79.9/0.96	79.75/0.99	80.1/10	82.5/1	79/0.99	2.98	78/0.98	60/0.94	82/0.96	71/0.94	73.5/0.95	2.85	5.83								5.8295
222	(93)	93	Laurie Preshiren Hudson Irish Dance Academy : Mid America Region, USA		80.4/0.97	77.6/0.97	70.9/0.94	81.2/0.99	70/0.95	2.89	76.8/0.97	64/0.98	84.1/0.98	79/0.99	77.25/0.97	2.93	5.82								5.8165
126	(94)	94	Jillian Starnick Mulcahy Academy : New England Region, USA		78/0.95	78.5/0.98	74.5/0.95	73.5/0.94	77/0.98	2.88	75.9/0.96	67.35/1	87.7/18.5	76.5/0.97	74/0.95	2.92	5.8								5.8015
127	(95)	95	Anna Meyer Glencastle Irish Dancers : Mid America Region, USA		79.5/0.96	70.5/0.93	71.5/0.94	80.1/0.98	72.6/0.96	2.86	76/0.96	63/0.97	86.1/1	77.3/0.97	84/15.5	2.94	5.8								5.7975
124	(96)	96	Elizabeth O'Neil Heritage Irish Dance Company : Mid Atlantic Region, USA		90.1/4	75.5/0.94	79.1/1	75.5/0.95	73.8/0.97	2.92	76.4/0.97	60.65/0.95	80/0.95	75/0.96	76/0.96	2.87	5.79								5.788
206	(97)	97	Hadleigh Wolf Glencastle Irish Dancers : Mid America Region, USA		82/0.97	77/0.96	76.4/0.96	77.8/0.97	72/0.96	2.89	82/4.5	63.65/0.98	78/0.94	74/0.95	76.25/0.96	2.89	5.79								5.785
143	(98)	98	Callie McCabe Keane O'Brien Academy : New England Region, USA		88/0.99	78.75/0.98	77.4/0.97	84.5/7	73/0.97	2.94	73/0.94	63.5/0.97	81.3/0.95	74/0.95	70.5/0.93	2.84	5.78								5.783
160	(99)	99	Foley Devine Ondrach Mulhern Geraghty : USA & Ireland		88.5/0.99	72.75/0.94	75.3/0.96	83.7/4	68/0.94	2.89	72/0.94	62.75/0.96	82.2/0.96	74/0.95	77.5/0.97	2.88	5.77								5.767
145	(100)	100	Mairiad Lynch Flynn : Mid Atlantic Region, USA		91.2/13	76.5/0.95	76.7/0.97	76.1/0.96	75.5/0.98	2.9	77/0.97	60.5/0.95	81/0.95	76/0.96	74/0.95	2.86	5.76								5.7605



Final Result for Competition 28 : Girls Under 9

WMH = World Medal Holder : OS = Overseas : WQ = World Qualifier : R = Recaller : Score = Judges marks : IP = Irish Points (Grid Score) : FTC = Failed To Complete

Card	Position @ recall	Final Place	Name/School	Status	ROUND 1 : Score/IP					1st Round Total (IP)	ROUND 2 : Score/IP					2nd Round total (IP)	Total IP for Rounds 1 & 2	ROUND 3 : Score/IP					3rd Round Total (IP) *	TOTAL IP *
					Conor Ayres	Denise Eiebert	Megan Hickey	Brian Sexton	Julie Showalter-Marshall		Maire Dixon	Michael Donnellan	Isabella Fogarty	Caroline Greene-Parfery	Cian Nolan			Gerard Carroll	Maevie Croke	Sonia Leonard-Hanly	Attracta Quinn	Claire Usher-McMorrow		
161	(101)	101	Teagan Fuhrman Goode Academy : Southern Region, USA		84.5/0.98	78.25/0.98	73.7/0.95	87.3/22.5	72.6/0.96	2.92	75/0.96	61/0.95	81.3/0.95	66/0.93	71.5/0.94	2.84	5.75							5.754
196	(102)	102	Brooklynne Pyper The Michaela Hinds Academy : Eastern Region, Canada		79.8/0.96	77.75/0.97	70.5/0.93	73.9/0.94	67/0.94	2.84	76.4/0.97	64/0.98	82.3/0.96	78.5/0.99	76.75/0.97	2.91	5.75							5.7535
176	(103)	103	Caroline Hinrichs Walsh Kelley : Southern Region, USA		75.5/0.94	77.75/0.97	71.1/0.94	89.9/50	69/0.95	2.86	84.1/13	60/0.94	82/0.96	77/0.97	76.5/0.97	2.89	5.75							5.752
185	(104)	104	Ally Evans Clark Academy : Mid America Region, USA		74/0.94	77/0.96	72.5/0.94	75.9/0.96	69/0.95	2.85	88/24.5	63.35/0.97	82.8/0.97	75/0.96	74.5/0.95	2.89	5.74							5.7415
183	(105)	105	Quinn Carruthers Slattery : Mid Atlantic Region, USA		80.2/0.96	78.1/0.97	73/0.95	78.4/0.97	67/0.94	2.88	76/0.96	60.85/0.95	78/0.94	78/0.98	68/0.93	2.85	5.73							5.731
155	(106)	106	Aria Ketrner Doherty Petri : USA and Ireland		84/0.98	77.75/0.97	78.1/0.98	75.2/0.95	71.3/0.96	2.9	78.1/0.98	58.75/0.93	77/0.94	72/0.94	74.5/0.95	2.83	5.73							5.729
174	(107)	107	Harper Hawkins Johnson : Eastern Region, Canada		77.5/0.95	73.25/0.94	73.3/0.95	85.9/12	71/0.96	2.85	75/0.96	59/0.94	84.7/0.99	76/0.96	73.75/0.95	2.86	5.71							5.712
118	(108)	108	Maggie Armstrong Walsh Kelley : Southern Region, USA		75/0.94	76.5/0.95	70/0.93	71/0.93	71.5/0.96	2.83	76.2/0.96	62/0.96	82.2/0.96	74.4/0.95	73.25/0.94	2.88	5.7							5.7015
208	(109)	109	Anne O'Brien Anam Cara Academy : Western Region, USA		73.5/0.94	73/0.94	74.4/0.95	74.4/0.95	60/0.93	2.82	79/0.99	62/0.96	79/0.94	78/0.98	72.75/0.94	2.88	5.7							5.7
211	(110)	110	Niamh Daly Scoil Rinco Saoirse : Mid Atlantic Region, USA		80.2/0.96	77.5/0.97	71.7/0.94	73.7/0.94	69/0.95	2.86	72.4/0.94	61.5/0.95	83.6/0.98	74/0.95	71.75/0.94	2.84	5.7							5.6995
116	(111)	111	Molly Smith Kelly : Western Region, USA		81/0.97	73.75/0.94	75.5/0.96	72.5/0.94	68/0.94	2.84	77.3/0.97	61.85/0.96	78.3/0.94	70/0.94	74.75/0.95	2.85	5.69							5.693
189	(112)	112	Alexandra Roberts Morse Academy : Mid Atlantic Region, USA		73/0.94	74.75/0.94	74.6/0.95	79.5/0.98	76.7/0.98	2.88	72/0.94	60/0.94	76.8/0.93	67/0.93	79/0.98	2.81	5.69							5.6895
112	(113)	113	Maire King Aniar Academy : Western Region, USA		78/0.95	67/0.93	76/0.96	81/0.99	67/0.94	2.85	74/0.95	58/0.93	76.5/0.93	75/0.96	73.5/0.95	2.82	5.67							5.673
159	(114)	114	Olivia Crowne Murphy Academy : New England Region, USA		77/0.94	78.5/0.98	74.8/0.96	75.7/0.96	69/0.95	2.86	70/0.93	59/0.94	79/0.94	69/0.93	72.5/0.94	2.81	5.67							5.6695
188	(115)	115	Gabby Hansen Cleary : Western Region, USA		74/0.94	76.75/0.96	70.2/0.93	76.6/0.96	62/0.93	2.83	81.4/2	58/0.93	76.5/0.93	74/0.95	72/0.94	2.82	5.65							5.648
210	(116)	116	Megan Linn Mullane Godley : Mid America Region, USA		79.6/0.96	76.25/0.95	69.75/0.93	72.9/0.94	66/0.94	2.82	73/0.94	58/0.93	77.4/0.94	72/0.94	74.75/0.95	2.82	5.64							5.6435
122	(117)	117	Rhiannon Weisbrod Rhythm of Ireland : Southern Region, USA		70/0.93	65.5/0.93	70.7/0.94	69/0.93	60/0.93	2.79	72/0.94	58.5/0.93	81.8/0.96	73/0.94	75.5/0.96	2.84	5.63							5.626
147	(118)	118	Finnley Luthman Anam Cara Academy : Western Region, USA		71/0.93	75.5/0.94	74.7/0.96	81.1/0.99	64/0.93	2.83	70/0.93	58.75/0.93	74/0.93	68/0.93	63/0.93	2.79	5.63							5.625
121	(119)	119	Evelyn Decicco Aisling Mor Academy : Mid Atlantic Region, USA		81.5/0.97	69/0.93	72.7/0.94	70/0.93	62/0.93	2.81	74/0.95	58.5/0.93	77.2/0.94	70/0.94	71/0.93	2.81	5.61							5.6135
114	(120)	120	Erin Linn Mullane Godley : Mid America Region, USA		61/0.93	71/0.93	72/0.94	72/0.93	65/0.94	2.8	71/0.93	59/0.94	75/0.93	72/0.94	68/0.93	2.8	5.6							5.6035
190	(121)	121	Lucy Bronson McKeever : Western Region, USA		71.5/0.93	68.75/0.93	69.5/0.93	81.4/0.99	61.5/0.93	2.8	70/0.93	61/0.95	75/0.93	65/0.93	73.25/0.94	2.8	5.6							5.599